




THE DATASHEET OF SM540



DREMEL®





Do you like to:

DREMEL
.COM

EXPLORE

Visit the Dremel website and get tips and tricks on projects and products. Plus visit our message board or sign up for our eblast for news on new product introductions.



TALK

Join the conversation on Facebook.



DISCOVER

Explore photos on Instagram.



LEARN

Watch tutorials on YouTube.



BE INSPIRED

Sign up for weekly project inspiration.



SHARE

Pin Dremel projects and ideas on Pinterest.



STAY UP-TO-DATE

Get the latest news from Dremel.



DREMEL® MOBILE

Scan this code with your phone for product information, videos, and more.

VERSATILE TOOL SYSTEMS



INDEX



Customer Support

A well-prepared staff of Dremel Experts is available to answer questions about our tools. With over 650 total years of combined work experience, the Dremel Experts are ready to serve you. Call:

1-800-4-DREMEL
1-800-437-3635 (USA)
1-888-285-3476 (CANADA)

ROTARY TOOLS

Corded	1-14
Cordless	15-22
Attachments.....	23-28
Accessories.....	29-44

OSCILLATING TOOLS

Tools.....	45-54
Accessories.....	55-58

MULTI-SAWS

Ultra-Saw™	59-62
Saw-Max™	63-66

3D PRINTING

3D Idea Builder.....	67-70
----------------------	-------

SPECIALTY TOOLS

Moto-Saw™	71-74
VersaFlame™	75
VersaTip™ Butane	75
Engraver and Accessories	76

ROTARY TOOLS



DREMEL®

THE MAKERS OF VERSATILE
TOOL SYSTEMS



WHAT IS A ROTARY TOOL?

Rotary tools are hand held power tools that use high-speed and low torque to undertake a variety of useful tasks with control and precision. Since AJ Dremel invented the first rotary tool over 80 years ago, no other brand has worked harder to bring users a more complete and innovative system of rotary tools, accessories and attachments. Over the years Dremel rotary tools have become the gold standard in versatility, performance, and quality by which all other rotary tools are judged.

ROTARY TOOL OVERVIEW **CORDED**



Model	FORTIFLEX™	4200	4000	3000	200 SERIES	100 SERIES	VRT1
Amps	2.5	1.6	1.6	1.2	0.9	0.9	N/A*
Speed Range [RPM]	0-23,000	5,000—35,000	5,000—35,000	5,000—32,000	15,000 and 35,000	23,000	0-35,000
Versatility Level	High	High	High	Intermediate	Basic +	Basic	Basic
Electronic Feedback Control	Yes	Yes	Yes	No	No	No	No
Number of Speeds	Variable	Variable	Variable	Variable	2	1	Variable
Soft Grip	No	Yes	Yes	Yes	No	No	No
Separate On/Off Speed Control	Yes	Yes	Yes	No	No	No	No
Accy. Change System	Wrench	EZ Change™	EZ Twist™ Nose Cap	EZ Twist™ Nose Cap	Wrench	Wrench	Wrench
Weight [oz.]	117.0	25.0	22.5	20.0	18.0	18.0	7.0**
Warranty	2 year	2 year	2 year	2 year	2 year	2 year	1 year

* The VRT1 does not have a motor of its own. It is powered by the air flow from your vacuum.

** During use this VRT1 will weight approximately 7 oz plus the weight of the vacuum hose that it is plugged into.

VERSATILITY METER

High



Premium Rotary Tools, able to perform the widest range of applications.

Models: 4200, 4000, 8220, FORTIFLEX™

Intermediate



High Performance Rotary Tools, able to tackle a wider range of applications.

Models: 3000, 8100

ROTARY TOOL OVERVIEW | CORDLESS



Model	8220	8100	MICRO	7700	7300
Voltage	12V ^{MAX}	8V ^{MAX}	8V ^{MAX}	7.2	4.8
Battery Type	Lithium Ion	Lithium Ion	Lithium Ion	Ni-Cd	Ni-Cd
Speed Range [RPM]	5,000 - 33,000	5,000-33,000	5,000–28,000	10,000 and 20,000	6,500-14,000
Versatility Level	High	Intermediate	Basic +	Basic +	Basic
Electronic Feedback Control	No	No	No	No	No
LED Lights	No	No	Yes	No	No
Number of Speeds	Variable	Variable	Variable	2	2
Soft Grip	Yes	Yes	Yes	No	No
Separate On/Off Speed Control	Yes	No	Yes	No	No
Accy. Change System	EZ Twist™ Nose Cap	EZ Twist™ Nose Cap	Wrench	Wrench	Wrench
Attachment Interface	Yes	Yes	No	No	No
Weight [oz.]	22.0	14.0	8.0	10.6	9.2
Warranty	2 year	2 year	2 year	2 year	2 year

Basic +



Enhanced Level Rotary Tools, with improved control across multiple applications.

Models: **200 SERIES, MICRO, 7700**

Basic



Entry Level Rotary Tools, ideal for precision applications.

Models: **100 SERIES, 7300, VRT1**

CORDED ROTARY TOOLS



DREMEL® 4200

with DREMEL EZ CHANGE™



Limited
Warranty

Versatility



Integrated EZ Change™

For the fastest and easiest accessory change.

Patented pull lever system

Means you'll never need to look for the wrench again.

Variable Speed

For maximum accessory versatility and precise tool control.

Electronic Feedback

Auto adjusts power and speed as needed.

Can be used with **all** Dremel Rotary Tool **accessories and attachments.***

High-Performance Motor

For maximum performance at all speeds.

Separate On/Off Switch

Retains speed setting for ease of use.

Increased power and air flow

For cooler operation.



EZ CHANGE™



PULL



INSERT



SECURE

* Attachment models 225, 575 and 670 are compatible with the 4200 when used with the 4200 Attachment Adapter found in your Dremel 4200 kit.

4200 KIT 4200 - 8/64

- 4200 High Performance Rotary Tool
Flex Shaft, Shield, Detailer's Grip, Circle Cutter & Straight Edge Guide, Right Angle Attachment, Sanding/Grinding Guide, Cutting Guide, Lawn Mower & Garden Tool Sharpener
- Deluxe Storage Case, Product Reference Sheet, Adapter/Drive Coupling



64 ASSORTED ACCESSORIES

- Carving/Engraving - 107, 7103
- Grinding/Sharpening - 453, 454, 455, EZ541, 8193, 84922, 932
- Cutting - 191, EZ409, EZ456, EZ544, 560, 561
- Cleaning/Polishing - 403, 421, EZ423 (x3), 428
- Sanding - 408 (x10), EZ411SA (x3), EZ412SA (x3), EZ413SA (x3), 432 (x10), 445 (x10)
- Miscellaneous - 150, EZ402, EZ407, 490

4200 KIT 4200 - 6/40

- 4200 High Performance Rotary Tool, Circle Cutter & Straight Edge Guide, Shield, Cutting Guide, Lawn Mower & Garden Tool Sharpener, Sanding/Grinding Guide, Detailers Grip
- Storage Case, Accessory Case, Product Reference Sheet, Adapter/Drive Coupling



40 ASSORTED ACCESSORIES

- Carving/Engraving - 107, 191
- Grinding/Sharpening - 8193, 84922, 932
- Cutting - EZ409, EZ456, 561
- Cleaning/Polishing - 403, 428
- Sanding - EZ407, 408 (x6), EZ411 (x3), EZ412 (x3), EZ413 (x3), 432 (x6), 445 (x6)
- Miscellaneous - 150, EZ402

4200 KIT 4200 - 4/36

- 4200 High Performance Rotary Tool, Shield, Cutting Guide, Lawn Mower & Garden Tool Sharpener, Sanding/Grinding Guide
- Storage Case, Accessory Case, Product Reference Sheet, Adapter/Drive Coupling



36 ASSORTED ACCESSORIES

- Carving/Engraving - 107, 191
- Grinding/Sharpening - 8193, 84922, 932
- Cutting - EZ456, 561
- Cleaning/Polishing - 403, 428
- Sanding - EZ407, 408 (x5), EZ411 (x3), EZ412 (x3), EZ413 (x3), 432 (x5), 445 (x5)
- Miscellaneous - 150, EZ402

CORDED ROTARY TOOLS



DREMEL® 4000

Does it All, Better.



Limited
Warranty

Versatility



Electronic Feedback

Auto adjusts power and speed as needed.

EZ Twist™

Nose Cap Wrench for fast accessory changes.

Variable Speed

For maximum accessory versatility and precise tool control.

Can be used with **all** Dremel Rotary Tool **accessories and attachments.**

High-Performance Motor

For maximum performance at all speeds.

Separate On/Off Switch

Retains speed setting for ease of use.

360° Grip Zone

With soft grip for comfort and control.

Quick Collet Lock

For fast accessory changes.



EZ TWIST™

Integrated nose cap wrench for fast accessory changes.





4000 KIT 4000 - 6/50

- 4000 High Performance Rotary Tool, Flex Shaft, Circle Cutter & Straight Edge Guide, Cutting Guide, Detail Nose Piece, Lawn Mower & Garden Tool Sharpener
- Storage Case, Accessory Case, Product Reference Sheet, Wrench, 1/8" Collet



50 ASSORTED ACCESSORIES

- Carving/Engraving - 107, 191, 194
- Grinding/Sharpening - 541, 8193, 84922, 932
- Cutting - EZ409 (x2), 420 (x4), EZ456 (x2), EZ476 (x2), 540, 561
- Cleaning/Polishing - 405, 414 (x3), 421, 428, 429, 442, EZ423
- Sanding - 407, 408 (x2), 411 (x2), 412 (x2), 413 (x2), 432 (x2), 445 (x2), EZ511, EZ512
- Miscellaneous - 150, 401, 402, EZ402, 481

4000 KIT 4000 - 4/34

- 4000 High Performance Rotary Tool, Detailer's Grip, Sanding/Grinding Guide, Cutting Guide, Circle Cutter & Straight Edge Guide
- Storage Case, Accessory Case, Product Reference Sheet, Wrench, 1/8" Collet



34 ASSORTED ACCESSORIES

- Carving/Engraving - 107, 191
- Grinding/Sharpening - 8193, 84922, 85602, 932
- Cutting - 420 (x2), EZ456, 540, 561
- Cleaning/Polishing - 403, 414 (x3), 421, 428, 429 (x2)
- Sanding - 407, 408, 411 (x2), 412, 413, 432 (x3), 445 (x3)
- Miscellaneous - 401, 402, EZ402

4000 KIT 4000 - 2/30

- 4000 High Performance Rotary Tool, Sanding/Grinding Guide, Circle Cutter & Straight Edge Guide
- Storage Case, Accessory Case, Product Reference Sheet, Wrench, 1/8" Collet



30 ASSORTED ACCESSORIES

- Carving/Engraving - 191
- Grinding/Sharpening - 541, 84922, 932
- Cutting - 420 (x2), 426 (x2), 561
- Cleaning/Polishing - 414, 421, 428, 429
- Sanding - 407, 408 (x2), 411 (x3), 412 (x3), 413 (x2), 432 (x2), 445 (x2)
- Miscellaneous - 401, 402

CORDED ROTARY TOOLS



DREMEL® 3000

Does it Better.



Limited
Warranty

Versatility



EZ Twist™

Nose Cap Wrench for fast accessory changes.

Variable Speed

For maximum accessory versatility and precise tool control.

Sealed Ball Bearing Motor

Runs cool for comfort and longer tool life.

Can be used with **all** Dremel Rotary Tool accessories

and attachments except MS400 and PL400 attachments.

Separate On/Off Switch

Retains speed setting for ease of use.

Double hull construction

Eliminates direct heat transfer to hand.



EZ TWIST™

Integrated nose cap wrench for fast accessory changes.





3000 KIT 3000 - 1/24

- 3000 Series Variable Speed Rotary Tool, Sanding/Grinding Guide
- Storage Case, Accessory Case, Product Reference Sheet, Wrench, 1/8" Collet

24 ASSORTED ACCESSORIES

- Carving/Engraving - 191
- Grinding/Sharpening - 85422, 932, 952
- Cutting - 426 (x2)
- Cleaning/Polishing - 403, 414 (x2), 421, 428, 429
- Sanding - 407, 408, 430, 432 (x2), 438, 445 (x2), 446
- Miscellaneous - 401, 402, 415



3000 KIT 3000 - 1/25


- 3000 Series Variable Speed Rotary Tool, Shield
- Storage Case, Accessory Case, Product Reference Sheet, Wrench, 1/8" Collet

25 ASSORTED ACCESSORIES

- Carving/Engraving - 191
- Grinding/Sharpening - 84922, 932, 953
- Cutting - 426 (x2)
- Cleaning/Polishing - 414 (x2), 421, 428, 429 (x2)
- Sanding - 407, 408, 430, 431, 432 (x2), 438 (x2), 445, 446
- Miscellaneous - 401, 402, 415



CORDED ROTARY TOOLS



DREMEL[®] 200 SERIES

2
YEAR

Limited
Warranty



Versatility

BASIC  HIGH

Two Speed control

For application versatility and control.

Sealed Ball Bearing Motor







For cool running and longer tool life.

200 SERIES KIT 200 - 1/15

- Two-Speed Rotary Tool, Lawn Mower and Garden Tool Sharpener
- Corrugated Storage Case, Product Reference Sheet
- Wrench, 1/8" Collet









15 ASSORTED ACCESSORIES

-  Carving/Engraving - 194
-  Grinding/Sharpening - 8193, 83322, 932
-  Cutting - 420, 426
-  Cleaning/Polishing - 421, 422, 425, 429
-  Sanding - 407, 408, 432
-  Miscellaneous - 401, 402

200 SERIES KIT 200 - 1/21

- Two-Speed Rotary Tool, Cutting Guide
- Corrugated Storage Case, Product Reference Sheet
- Wrench, 1/8" Collet

21 ASSORTED ACCESSORIES

-  Carving/Engraving - 194
-  Grinding/Sharpening - 8193, 83142, 84922, 932
-  Cutting - 420, 426, 561
-  Cleaning/Polishing - 414 (x2), 421, 425 (x2), 429 (x2)
-  Sanding - 407, 432, 445
-  Miscellaneous - 401, 402, 415





DREMEL® 100 SERIES

2
YEAR

Limited
Warranty



Versatility



Single Speed control

For fulltime 35,000 rpm operation.

Sealed Ball Bearing Motor

For cool running and longer tool life.

100 SERIES KIT 100-LG 120V

For better performing lawn
and garden tools.

- Single-Speed Rotary Tool,
Lawnmower and Garden Tool Sharpener,
Chainsaw Sharpener,
Blade Sharpener
- Product Reference Sheet
- Wrench, 1/8" Collet



7 ASSORTED ACCESSORIES

- Grinding/Sharpening - 453, 454, 455, 932
- Cutting - 426 (x2)
- Miscellaneous - 402

100 SERIES KIT 100 - N/7

Ideal for sanding, carving
and drilling.

- Single-Speed Rotary Tool
- Product Reference Sheet
- Wrench, 1/8" Collet



7 ASSORTED ACCESSORIES

- Grinding/Sharpening - 84922, 932
- Cutting - 420
- Sanding - 407, 432
- Miscellaneous - 402, 415

CORDED ROTARY TOOLS



DREMEL FORTIFLEX™

2
YEAR

Limited
Warranty

Power Meets Precision

Versatility



Powerful 2.5 AMP (1/5 HP) Motor

Provides high torque at low speeds.

Precision Hand Piece

Engineered for control and comfort even with extended use.

Heavy Duty Flexible Shaft

Includes a patented bearing system for durability and cool operation.



Variable Speed Foot Pedal

Allows you to match the speed with the application, hands-free.

Three-Jaw Chuck

Enhances versatility by accepting accessories from 0" to 5/32".

Interchangeable Hand Piece

Compatible with Dremel MotoFlex and other flex shaft tools.

Can be used with all Dremel rotary tool accessories.

FORTIFLEX™ KIT 9100-21

- Dremel Fortiflex™ motor unit
- Variable speed foot pedal
- Heavy duty flex shaft
- Hand-piece with three-jaw chuck
- Wall hook
- Chuck wrench

21 ASSORTED ACCESSORIES

- Carving/Engraving - 191
- Grinding/Sharpening - 7103, 84922, 953
- Cutting - 117, 9910
- Cleaning/Polishing - 403
- Sanding - 407, 430, 431, 432 (x2), 438 (x2)
- Miscellaneous - 628 (7 Piece Set)



VACUUM POWERED



DREMEL® VRT1

1
YEAR

Limited
Warranty



Versatility



Powered by Your Vacuum

Perfect for small and dusty projects.

Speed Control

For greater tool versatility and adjustment of accessory speed.

On/Off Control

Lets you stop the tool but keep the vacuum running.

Vacuum Hose Ready

Connects with 1-1/4 in. shop vacuum hoses and adapters.

Compatible with most Dremel rotary tool accessories.

NEW!



VRT1 KIT **VRT1-1/5**

- VRT1 Vacuum Powered Rotary Tool
- Cutting Guide

6 ASSORTED ACCESSORIES

- Carving/Engraving - 191
- Cutting - 560
- Sanding - 407, 408 (x2)
- Miscellaneous - Wrench



CORDLESS ROTARY TOOLS



DREMEL® 8220

Does it All, Unplugged.

2
YEAR

Limited
Warranty

Versatility

BASIC

HIGH



Next Generation 12V Max
For maximum performance and run time.

Removable Lithium-Ion Battery
Always ready with no memory effects.

EZ Twist™ 
Nose Cap Wrench for fast accessory changes.

Variable Speed
For maximum accessory versatility and precise tool control.

High-Performance Motor
For maximum performance at all speeds.

Can be used with **all** Dremel Rotary Tool **accessories and attachments.**

Separate On/Off Switch
Retains speed setting for ease of use.

360° Grip Zone
With soft grip for comfort and control.

 EZ TWIST
POWERED BY
12V MAX™
LITHIUM-ION 

33%
more run-time*

LITHIUM-ION TECHNOLOGY

- More power in a smaller size
- Always ready – holds charge up to 2 years
- No memory effects – charge any time



8220 KIT 8220 - 1/28

- 8220 Cordless 12V^{MAX} High Performance Rotary Tool, Cutting Guide
- 1-Hour Battery Charger, 12V^{MAX} Lithium-Ion Battery Pack (1)
- Storage Case, Accessory Case, Product Reference Sheet
- Wrench, 1/8" Collet



28 ASSORTED ACCESSORIES

- Grinding/Sharpening - 541, 8193
- Cutting - 426, 561
- Cleaning/Polishing - 414 (X4), 421, 425 (X4), 429 (X4)
- Sanding - 407, 408 (X2), 432 (X3), 445 (X3)
- Miscellaneous - 401, 402,

8220 KIT 8220 - 2/28

- 8220 Cordless 12V^{MAX} High Performance Rotary Tool, Shield, Cutting Guide
- 1-Hour Battery Charger, 12V^{MAX} Lithium-Ion Battery Packs (2)
- Storage Case, Accessory Case, Product Reference Sheet
- Wrench, 1/8" Collet



Includes
2 batteries

28 ASSORTED ACCESSORIES

- Grinding/Sharpening - 541, 8193
- Cutting - 426, EZ456, 561
- Cleaning/Polishing - 414 (X3), 421, 425 (x4), 429 (x3)
- Sanding - 407, 408 (X2), 432 (X3), 445 (X3)
- Miscellaneous - 401, 402, EZ402

CORDLESS 12V^{MAX} ROTARY TOOL ACCESSORIES

12V^{MAX} Lithium-Ion
Battery Pack



875

12V^{MAX} 1-Hour
Lithium-Ion
Battery Charger



876

CORDLESS ROTARY TOOLS



DREMEL® 8100

2
YEAR

Limited
Warranty



Versatility



EZ Twist™

Nose Cap Wrench for fast accessory changes.

Variable Speed

For maximum accessory versatility and precise tool control.

8V Max Lithium-ion

For power in a smaller size, always ready and no memory effects.

Can be used with all **Dremel** Rotary Tool accessories and attachments except 231, 335, PL400 and MS400 attachments.

Small and Lightweight

For easier handling and less fatigue.

POWERED BY
8V MAX™
LITHIUM-ION 



8100 KIT 8100-N/21

- 8100 Cordless 8V^{MAX} Rotary Tool
- 1-Hour Charger, 8V^{MAX} Lithium-Ion Battery Pack (1)
- Compact Storage Case
- Wrench, 1/8" Collet



21 ASSORTED ACCESSORIES

- Grinding/Sharpening - 84922, 932, 952
- Cutting - 540 (x3)
- Cleaning/Polishing - 403, 414 (x2), 421
- Sanding - 407, 408 (x3), 432 (x3), 445 (x2)
- Miscellaneous - 401, 402

CORDLESS 8V^{MAX} ROTARY TOOL ACCESSORIES

8V^{MAX} Lithium-Ion
Battery Pack




B808-01

8V^{MAX} 1-Hour
Lithium-Ion
Battery Charger



876

CORDLESS ROTARY TOOLS



DREMEL MICRO

Brilliantly Powerful

2
YEAR

Limited
Warranty



Versatility



POWERED BY
8V MAX
LITHIUM-ION

Slim Ergonomic Design

Makes it light and easy to handle for detailed projects & tight spaces.

LED Smart Features

Such as front-end lighting, variable speed indicator and fuel gauge allow for optimal use.

Compact, Lightweight 8V Max Lithium-Ion Battery

For power in a smaller size, always ready and no memory effects.

Docking Station

Continually charges so the tool is always fully charged and ready to use.

Variable Speed

For maximum accessory versatility and precise tool control.

360° Grip Zone

With soft grip for comfort and control.

Quick Collet Lock

For fast accessory changes.



MICRO KIT 8050-N/18

- Dremel Micro Rotary Tool
- Charging Base
- Accessory Case
- Product Reference Sheet
- Wrench, 1/8" Collet

18 ASSORTED ACCESSORIES

- Carving/Engraving - 105, 125, 191
- Cutting - 426 (x2)
- Grinding/Sharpening - 84922
- Cleaning/Polishing - 414 (x2), 421, 429 (x2), 530
- Sanding - 407, 408, 432, 445
- Miscellaneous - 401, 402



CORDLESS ROTARY TOOLS



DREMEL® 7700

2
YEAR

Limited
Warranty



Versatility



Two Speeds

For control and accuracy.

Removable battery pack

Continuous use to finish your projects.

7.2 Volts of Power

... goes anywhere.

Light and Compact

Easy to handle and fun to use — anywhere!

3-Hour Charger

Quick battery recharge with LED light. Light indicates battery is correctly placed into the charger for proper charging.

7700 KIT 7700-1/15

- 7.2V Two-Speed Cordless Rotary Tool, Lawn Mower and Garden Tool Sharpener
- Corrugated Storage Case, Accessory Organizer, Product Reference Sheet
- 3-Hour Charger
- Wrench, 1/8" Collet



15 ASSORTED ACCESSORIES

- Carving/Engraving - 84922
- Grinding/Sharpening - 8193, 932, 952
- Cutting - 420, 540
- Cleaning/Polishing - 421, 430
- Sanding - 403, 407, 414
- Miscellaneous - 401, 402

7700 ACCESSORIES

7.2V Battery Pack



757-01

3-Hour Battery
Charger



760-01



DREMEL® 7300

2
YEAR

Limited
Warranty

Versatility



Two Speeds

For control and accuracy.

Removable battery pack

Continuous use to finish your projects.

4.8 Volts of Power

For light duty precision jobs.

Light and Compact

Easy to handle and fun to use — anywhere!

3-Hour Charger

Quick battery recharge with LED light. Light indicates battery is correctly placed into the charger for proper charging.

7300 KIT 7300-N/8

- 4.8V Two-Speed MINIMITE®
- 3-Hour Charger
- Wrench, 1/8" Collet

8 ASSORTED ACCESSORIES

- Grinding/Sharpening - 84922
- Cleaning/Polishing - 414, 428
- Sanding - 407, 408, 445 (x2)
- Miscellaneous - 401



7300 ACCESSORIES

4.8V Battery Pack



755-01

3-Hour Battery
Charger



760-01

ROTARY TOOL ATTACHMENTS



ROTARY TOOL ATTACHMENT COMPATIBILITY KEY

ATTACHMENT MODEL NUMBER

TOOL MODEL NUMBER		220	225	231	335	A550	565	566	568	575	A576	A577	670	675	678-01	A679-02	1453	2500-01
CORDED	4200	•	*	•	•	•	•	•	•	*	•	•	*	•	•	•	•	•
	4000	•	•	•	•	•	•	•	•	•	•	•	•	•	•	•	•	•
	400	•	•	•	•	•	•	•	•	•	•	•	•	•	•	•	•	•
	3000	•	•	•	•	•	•	•	•	•	•	•	•	•	•	•	•	•
	300	•	•	•	•	•	•	•	•	•	•	•	•	•	•	•	•	•
	398	•	•	•	•	•	•	•	•	•	•	•	•	•	•	•	•	•
	395	•	•	•	•	•	•	•	•	•	•	•	•	•	•	•	•	•
	285	•	•	•	•	•	•	•	•	•	•	•	•	•	•	•	•	•
	275	•	•	•	•	•	•	•	•	•	•	•	•	•	•	•	•	•
	200	•	•	•	•	•	•	•	•	•	•	•	•	•	•	•	•	•
	100	•	•	•	•	**	•	•	•	•	•	•	•	•	•	•	•	•
	Fortiflex																	
	VRT1																	
	CORDLESS	8220	•	•	•	•	•	•	•	•	•	•	•	•	•	•	•	•
8200		•	•	•	•	•	•	•	•	•	•	•	•	•	•	•	•	
8100		•	•			•	•	•	•	•	•	•	•	•	•	•	•	
8050																		
800		•	•			•	•	•	•	•	•	•	•	•	•	•	•	
770						•					•			•	•			
750																		
1100																		
7300																		
7700																		

Use this chart to find out which attachments work with your tool. Adapters may be needed.

*This attachment is compatible with the 4200 when used with the 4200 Attachment Adapter found in your Dremel 4200 kit.


**Not compatible with the 428 accessory.



WORK STATION MODEL 220 - 01

Functions as an articulating drill press that rotates 90°, rotary tool holder, and flex-shaft tool stand.

- Detents click the tool in place in 15° increments from vertical to horizontal.
- “Crow’s Nest” provides on-board storage for Dremel accessories.
- Durable, die-cast aluminum base.



FLEX SHAFT ATTACHMENT MODEL 225 - 01

Ideal for hard to reach places and fine detail work.

- Quick connect attach system.
- 36" long cable with new 5" bend radius provides more flexibility.
- Comfort grip hand piece.
- Integrated shaft lock button.
- Holds up to 1/8" shank.
- Works with collet system and Dremel chuck.



SHAPER/ROUTER TABLE MODEL 231

Converts your corded Rotary Tool into a bench mounted wood shaper.

- Features an adjustable fence and large 8" x 6" worktable.
- Slot, groove, sand and trim edges.



TOOLS NOT INCLUDED WITH ATTACHMENTS

MULTI-VISE MODEL 2500 - 01

Gets a Grip on Anything, Anywhere!

- Portable vise holds work piece for projects such as woodworking, home projects, crafts and hobbies.
- Clamps to any work surface up to 2-1/2" thick.
- Rotates 360° and tilts 50° allowing user to lock the workpiece in any position.
- Tool holder turns Dremel Rotary Tools into a stationary sander, grinder or polisher.
- Removable clamping jaws creates a stand-alone bar clamp.



PLUNGE ROUTER ATTACHMENT MODEL 335 - 01

Converts your corded Rotary Tool into a plunge router.

- Clear base.
- Two depth stops.
- Includes edge guide and circle guide.
- Rout circles, parallel to edge, signs and inlay work and decorative edges.



DUST BLOWER MODEL 490


Blows dust away for greater visibility to work piece. Great for sanding, engraving, and carving.



SHIELD KIT MODEL A550

Increased comfort from debris and sparks during cutting, grinding, sanding, and polishing applications.

- Easy to Use – Spring friction design allows for quick adjustment and accessibility to accessory.
- Compact for greater maneuverability.



4 ASSORTED ACCESSORIES

- | | |
|--|--|
|  Grinding/Sharpening - 8193 |  Cleaning/Polishing - 428 |
|  Cutting - EZ456 |  Miscellaneous - EZ402 |



TOOLS NOT INCLUDED WITH ATTACHMENTS



MULTIPURPOSE CUTTING KIT MODEL 565

- Allows for sturdy controlled cuts with maximum visibility.
- Easy depth adjustment. Set to the correct cutting depth for the material you are working on.
- Includes cutting guide, 2 drywall cutting bits for cutting drywall for electrical boxes & air vents.
- Includes 1 multipurpose cutting bit for making cuts in ceiling tile, wood, plastic, fiberglass, drywall, laminate and vinyl siding.



TILE CUTTING KIT MODEL 566

- Allows for sturdy controlled cuts with maximum visibility.
 - Easy depth adjustment. Set to the correct cutting depth for the material you are working on.
 - Includes cutting guide and tile cutting bit.
 - Shape ceramic wall tile around fixtures or plumbing pipes.
- Not for use on floor tile.



GROUT REMOVAL ATTACHMENT MODEL 568

For use on wall and floor grout!

- Multiple slide depth adjustment.
- 30° angle for controlled cutting.
- Guides 180° apart to keep bit centered between tiles.
- Easy screw-on mounting.
- Excellent cutting visibility.
- Includes 1/16" Grout Removal Bit – Model 569. Made of solid carbide, the bit will remove both wall and floor grout.



570 

- Also available: Model 570 1/8" Grout Removal Bit (Not included with 568).

TOOLS NOT INCLUDED WITH ATTACHMENTS

RIGHT ANGLE ATTACHMENT MODEL 575

Enhances the versatility of your Dremel Rotary Tool by allowing you to get into hard-to-reach areas.

- Quick connect system easily attaches to your rotary tool in place of the housing cap, no wrenches required.
- Compact, durable design for those “hard-to-reach” places.



SANDING/GRINDING GUIDE MODEL A576

Stabilizes a handheld tool by providing an edge guide or serves as a work platform when the tool is mounted in a secure position.

- Increased control during sanding and grinding applications.
- Platform provides greater stability during edge sanding and sharpening.
- Adjustable depth control for a precise finish.
- Attaches onto a rotary tool in place of its nose piece for quick and easy installation.
- Includes 407 1/2" 60 grit sanding drum, 932 aluminum oxide grinding stone and instructions.



DETAILER'S GRIP MODEL A577

Transfers the weight of the tool to the palm of your hand for improved tool balance and control.

- Offers enhanced grip and comfort for detailed applications.
- Provides optimal tool control when precision is required.
- Attaches onto a rotary tool in place of its nose piece for quick and easy installation.
- Includes 107 engraving cutter and tracing stencil.




TOOLS NOT INCLUDED WITH ATTACHMENTS

MINI SAW ATTACHMENT MODEL 670

Works great on wood and all wood-like materials.

- Make clean, straight perpendicular cuts up to 1/4" thick.
- Quick connect system attaches to your rotary tool in seconds.
- Includes blade.



CIRCLE CUTTER AND STRAIGHT EDGE GUIDE MODEL 678 - 01

The simple way to cut circular holes in many types of materials. Convenient measurement guides in both inches and centimeters, so you can cut out the right-sized circle every time.

- Makes circles from 3/4" -12" (1.9-30 cm).
- Attaches quickly and easily without tools.
- Depth adjustment allows easy setting of the correct cutting depth.
- Straight Edge Guide allows routing or cutting in a straight line.
- Includes 1/8" Multipurpose Cutting Bit – Model 561 (see p. 34).



561

LAWN MOWER, GARDEN TOOL, AND CHAIN SAW SHARPENING KIT MODEL A679 - 02

The Dremel chain saw sharpening attachment as well as the Dremel lawn mower and garden tool sharpening attachment are included together in one kit for your convenience.

- Guide provides optimum sharpening angle.
 - Sharpens all rotary lawn mower blades.
 - Easily sharpen the dullest of chains.
-
- Garden Tool Sharpening Attachment, Lawn Mower Sharpening Attachment, Chain Saw Sharpening Attachment
 - Wrench, Gauge
 - 2 Spacers
 - Instruction Manual
 - 4 Sharpening Stones Nos. 453, 454, 455, (see p. 30) and 932 (see p. 31)



TOOLS NOT INCLUDED WITH ATTACHMENTS

ROTARY TOOL ACCESSORIES

NEW UNIVERSAL SHANK STANDARD

NO MORE HUNTING FOR THE RIGHT COLLET*

Over the next year, all Dremel rotary accessories are transitioning to a 1/8" shank standard. This means never having to search for the right collet again. Collet 480 will soon work for all rotary accessories.

* As this conversion will take some time, please refer to accessory packaging to verify accessory shank size. Only exception being metal and wood drill bits.




CARVING/ENGRAVING/GRINDING STONES

CARVING | SOFT MATERIALS



HIGH SPEED CUTTERS High speed cutters can be used for shaping, hollowing, grooving, slotting, making tapered holes in soft metals, plastics and woods. # 199 cutter can be used to make small slits.



STRUCTURED TOOTH TUNGSTEN CARBIDE CUTTERS Fast-cutting sharp teeth for greater material removal. Use on fiberglass, wood, plastic, epoxy, rubber, laminates, particle board and ceramic tile.






CARVING/ENGRAVING

CARVING | HARD MATERIALS

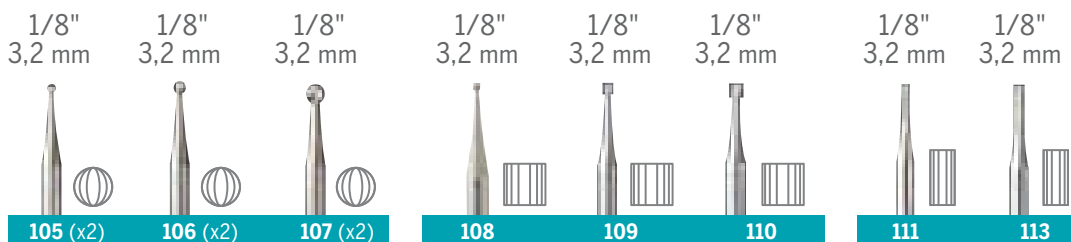
TUNGSTEN CARBIDE CUTTERS Use for shaping, smoothing and material removal. Use on hardened steel, stainless steel, cast iron, nonferrous metals, fired ceramics, plastics, hardwoods and other hard materials. Not for use with floor tile.



ENGRAVING | SOFT MATERIALS




ENGRAVING CUTTERS Quality cutters for detail engraving, carving, routing in wood, fiberglass, plastic and soft metals.




ENGRAVING | HARD MATERIALS

DIAMOND WHEEL POINTS For fine detail work, engraving, carving, touch-up and finishing. Use on wood, jade, ceramic, glass, hardened steel, semi precious stones and other hard materials. Bits are covered with diamond particles.

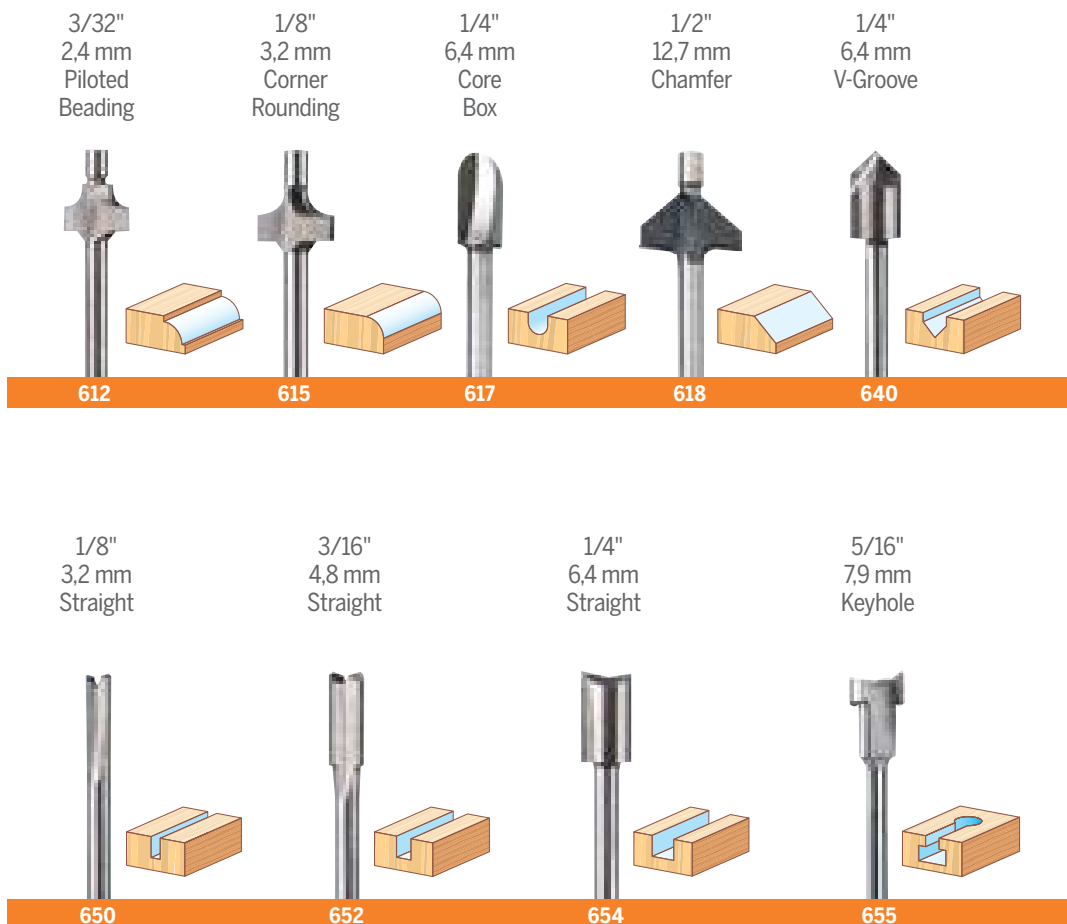


ROTARY TOOL ACCESSORIES



ROUTING

ROUTER BITS For routing, inlaying, and mortising in wood and other soft materials. Use with Dremel # 330 Router Attachment, # 335 Plunge Router Attachment, and # 231 Shaper/Router Table. Made of high speed steel.





GRINDING/SHARPENING

FERROUS MATERIALS

CHAIN SAW SHARPENING STONES – 453, 454, 455

Precision-ground for quick, easy sharpening of chain saw blades. Each package contains 2 stones.

ALUMINUM OXIDE ABRASIVE WHEEL – 500

Perfect for cleaning, de-burring, removing rust, and polishing of most metals, including stainless steel.

ALUMINUM OXIDE ABRASIVE POINT – 516 Abrasive point is great for finishing work and light de-burring. It can be used for paint and rust removal without removing any of the base material.

ALUMINUM OXIDE GRINDING WHEEL – 541 Use for de-burring, rust removal and general purpose grinding. 2 Per Pack. Use 541 with Mandrel 402.

EZ Lock™ 1-½" ALUMINUM OXIDE GRINDING WHEEL – EZ541GR

For use with EZ Lock™ mandrel EZ402.

1-½" MULTI-MATERIAL DIAMOND GRINDING WHEEL – 547GR

Patented diamond embedding technology surfacing wheel that can remove coatings such as rust, thin set, paint, and sticky adhesives from metal, concrete, tile, wood, and more.

NEW!

5/32" 3/16" 7/32" 1" 1/2" 7/8" 1-1/2" 1-1/2"
4,0 mm 4,8 mm 5,6 mm 25,4 mm 12,7 mm 22,2 mm 38,1 mm 38,1 mm



453 (x2)

454 (x2)

455 (x2)

500

516

541

EZ541GR

547GR


ROTARY TOOL ACCESSORIES



GRINDING/SHARPENING

FERROUS MATERIALS


ALUMINIUM OXIDE GRINDING STONES (ORANGE/BROWN) Use on metals, castings, welded joints, rivets and rust. Ideal for sharpening, de-burring and general purpose grinding of most materials.



NON-FERROUS MATERIALS

SILICON CARBIDE GRINDING STONES (BLUE/GREEN)

Designed to work well on stone, glass, ceramics, porcelain and non-ferrous metals.





CUTTING



EZ Lock™

Faster Accessory Changes – Easy As 1, 2, 3

Pull – Twist – Release



EZ404 Starter Kit. Includes (1) EZ402 and (1) EZ426.

EZ Lock™ STARTER KIT – EZ406 Includes 1 EZ Lock™ mandrel and 5 reinforced cut-off wheels.

EZ Lock™ 1-½" THIN REINFORCED CUT-OFF WHEEL – EZ409

For use with EZ Lock™. Reinforced cut-off wheels for cutting metal. 2X more cuts compared with 409. 5pc.

EZ Lock™ 1-¼" REINFORCED CUT-OFF WHEEL – EZ426CU

For use with EZ Lock™. Reinforced cut-off wheels for cutting metal. 2X more cuts compared with 420. 3pc.

EZ Lock™ 1-½" REINFORCED CUT-OFF WHEEL – EZ456

For use with EZ Lock™. Reinforced cut-off wheels for cutting metal. 2X more cuts compared with 426. 5pc.

EZ Lock™ 1-½" REINFORCED CUT-OFF WHEEL

BULK PACK – EZ456B For use with EZ Lock™. Reinforced cut-off wheels for cutting metal. 12pc. Bulk pack.

EZ Lock™ 1-½" REINFORCED CUT-OFF WHEEL – EZ476

For use with EZ Lock™. Reinforced cut-off wheel makes clean cuts in plastic. 5pc.

EZ Lock™ 1-½" CBN METAL CUT-OFF WHEEL – EZ506CU

For use with EZ Lock™. Features a super abrasive grit called cubic boron nitride or CBN. Lasts at least 20 times longer than our fiberglass-reinforced cutting wheels. EZ Lock Premium Metal Cutting Wheel. 1pc.

ROTARY TOOL ACCESSORIES

CUTTING

METAL (Limited use on wood and plastic)

CUT-OFF WHEELS – 409, 420, 540 For slicing and cutting metal, light wood and plastic. Cut-off wheels make it easy to cut or slot bolts, screws, sheet metal, thin wood and plastic. The cut-off wheel cuts only along its edge. Do not attempt to sand or cut curved holes with them. Use with mandrel 402.

506CU – Premium Metal Cutting Wheel. 1pc. Features a super abrasive grit called cubic boron nitride or CBN. Lasts at least 20 times longer than our fiberglass-reinforced cutting wheels. Use with mandrel 402. Mandrel 402 is sold separately.

FIBERGLASS REINFORCED CUT-OFF WHEELS – 426, 456

Use with mandrel 402. Mandrel 402 is sold separately. 456 package includes a washer set only used with 456.




WOOD

CARBIDE CUTTING/SHAPING WHEEL – 543 For cutting and shaping on soft and hard woods, fiberglass, plastics and laminates. Do not use on metal. Mandrel included. Thickness .070" (1,8 mm).

EZ Lock™ 1-1/2" CARBIDE CUTTING WHEEL – EZ544 For cutting soft and hard woods, fiberglass, plastics and laminates. Do not use on metal. For use with EZ Lock™ mandrel.

RIP/CROSSCUT BLADE – 546 For use with Mini Saw Attachment 670 only. Thickness .023" (0,6 mm).





CUTTING

HARD MATERIALS

DIAMOND WHEEL – 545 Great for cutting, sawing and carving of hard materials such as marble, concrete, brick, porcelain, ceramics, hard epoxy, soft and hard wood. Mandrel 402 is included. Thickness .023" (0,6 mm). Do not run in excess of 20,000 RPM.

EZ Lock™ 1-½" DIAMOND WHEEL – EZ545 For use with EZ Lock™. Diamond cutting wheel makes clean cuts in hard materials.

DRYWALL, MULTIPURPOSE, TILE AND GROUT

DRYWALL CUTTING BIT – 560* Gives you fast clean cuts in drywall.

MULTIPURPOSE CUTTING BIT – 561* Cuts hardwood up to 3/8" and softwood up to 5/8". Also cuts plastic, fiberglass, drywall, laminate, aluminum & vinyl siding.

TILE CUTTING BIT – 562* Cuts ceramic wall tile, cement board, and plaster. (Not for use on floor tile.)


CARBIDE GROUT REMOVAL BITS – 569 AND 570† Ideal for replacing wall and floor grout or removing grout to replace broken tiles.

* Use with cutting guide (page 23).

† Use with grout removal guide (page 24).



ROTARY TOOL ACCESSORIES



CLEANING/POLISHING

POLISHING ACCESSORIES – 414, 422, 429 Ideal for polishing metals and plastics. Using polishing compound # 421 with wheels produces a high luster. Use 414, 422 and 429 with Mandrel 401.

POLISHING CLOTH – 423E Made to take a smooth finish and polish it to a high luster. Use with either EZ402, or with 402. Mandrels sold separately.

POLISHING COMPOUND – 421 Use with felt or cloth accessories to polish metals and plastics. Compound will remove a dull oxidized film and/or light surface imperfections. A solid compound.

EMERY IMPREGNATED POLISHING WHEEL – 425 Ideal for general polishing of most ferrous metal, stone, glass and ceramic. Use 425 with mandrel 402.

RUBBER POLISHING POINTS – 461, 462, 463 Blue points for finishing and polishing all ferrous metals. Removes small burrs and scratch marks left by grinding and sanding, and cleans and defines grooves. Also effective on many stones and ceramics.

Felt 1/2" dia.
6 per pack



414

Felt 3/8" dia.



422

Felt 1" dia.



429

Cloth 1" dia.



423E



421

1"
25,4 mm



425 (x2)

1/4"
6,4 mm



461

1/4"
6,4 mm



462

1/4"
6,4 mm



463



CLEANING/POLISHING

POLISHING WHEEL – 520 Use for light stock removal and high luster polishing of metals and hard plastics. The wheel is impregnated with a silicon carbide abrasive and lubricant, eliminating the need for polishing compound.

ABRASIVE BRUSH – 538 Dremel’s strongest and longest lasting brush. Extra-thick nylon bristles are coated with an abrasive grit for material removal on the toughest jobs. Use for de-burring metal or wood and for removing rust and paint. Do not run brush in excess of 20,000 RPM.


BRISTLE BRUSHES – 403, 404, 405 Use for light de-burring, cleaning, polishing of silverware, jewelry and other precious metals; can use with polishing compound.

CARBON STEEL BRUSHES – 428, 442, 443 Versatile brush for removing rust and corrosion, polish metal surfaces. De-burr and blend surface junctures, clean electrical components.

STAINLESS STEEL BRUSHES – 530, 531, 532 Stainless steel brushes do not cause “after-rust” when used on corrosive-resistant materials like pewter, aluminum and stainless steel.

BRASS BRUSHES – 535, 536, 537 Brass brushes are non-sparking and softer than steel. They will not scratch soft metals like gold, copper, brass.

Do not run brushes in excess of 15,000 RPM.



ROTARY TOOL ACCESSORIES



SANDING

DETAIL ABRASIVE BRUSHES – EZ471SA, EZ472SA, EZ473SA Great for detail cleaning and light sanding. Use on metal, glass, wood, aluminum and plastics. Use with either EZ402, or 402. Mandrels sold separately. Not to be used in excess of 15,000 RPM.

FINISHING ABRASIVE BUFFS – 511E, 512E Great for cleaning and light sanding. Use on metal, glass, wood, aluminum and plastics. The 512 fine-grit buff is particularly ideal for removing tarnish from brass. Use 511E and 512E with either EZ402, or 402. Mandrels sold separately. Not to be used in excess of 15,000 RPM.

FLAPWHEELS – 502, 503, 504, 505 Flapwheels grind and polish flat or contoured surfaces. They are used most effectively as a finishing sander after heavier surface sanding and material removal is completed.

CARBIDE SHAPING WHEEL – 801 A powerful shaping tool that quickly and efficiently removes material. Easily creates compound curves and works on a variety of materials including woods, fiberglass, laminates, plastic, and leather. Mandrel included. Not to be used for cutting.

EZ Lock™ COMPATIBLE			EZ Lock™ COMPATIBLE		
EZ471SA	EZ472SA	EZ473SA	511E	512E (x2)	
Grit: 36 Coarse	Grit: 120 Medium	Grit: 220 Fine	Grit: 180 Coarse	Grit: 280 Medium	Grit: 320 Fine
3/8" 9,5 mm	3/8" 9,5 mm	3/16" 4,8 mm	3/16" 4,8 mm	1-1/4" 31,8 mm	
502	503	504	505	801	
Grit: 80	Grit: 120	Grit: 80	Grit: 120	Grit: 60	



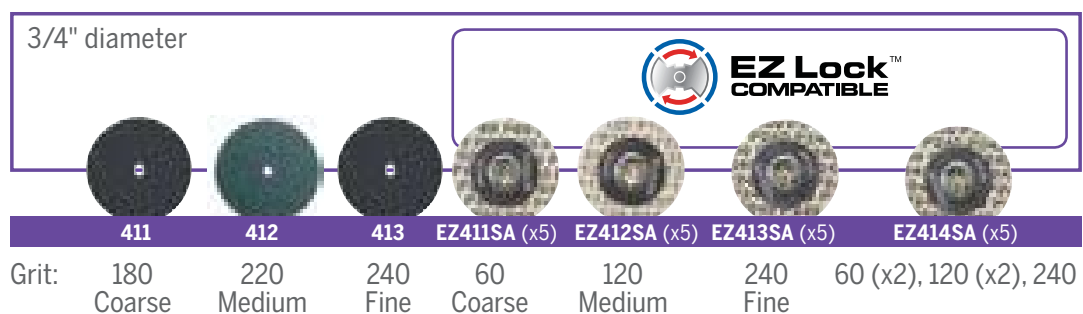
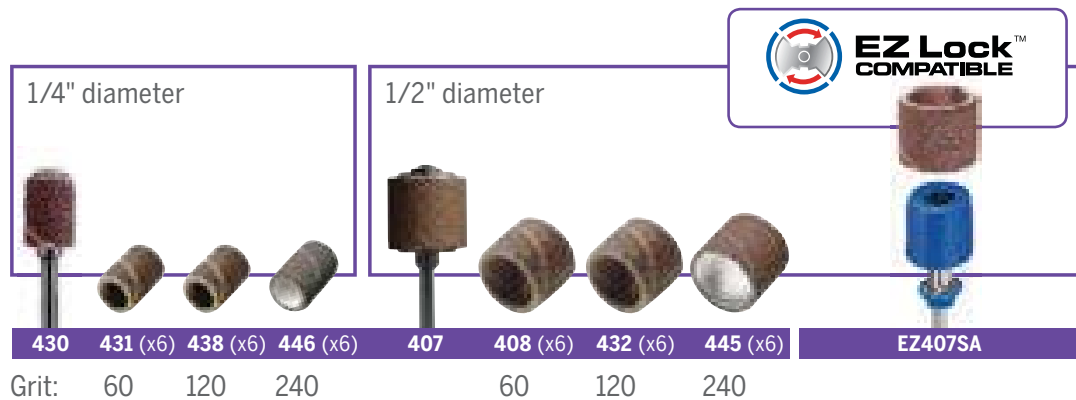
SANDING

SANDING BANDS – 407, 408, 430, 431, 432, 438, 445, 446 For rough shaping and smoothing wood and fiberglass; removing rust from metal surfaces; shaping rubber surfaces. Sander bands are easily replaceable on drums, and are available in packages of 6 each.

EZ DRUM SANDING MANDREL – EZ407SA Resilient rubber sleeve forms around 4 tabs to keep accessory secure. Contoured collar holds entire assembly in place. Currently sold with one sanding band. Compatible with ½" diameter bands (408, 432, and 445).

SANDING DISCS – 411, 412, 413, EZ411SA, EZ412SA, EZ413SA, EZ414SA

For rough shaping and smoothing wood and fiberglass; removing rust from metal surfaces; shaping rubber surfaces. Use 411, 412 and 413 with mandrel 402. 36 pieces per pack. Use EZ411SA, EZ412SA, EZ413SA and EZ414SA only with the EZ402 mandrel. 5 pieces per pack.



ROTARY TOOL ACCESSORIES



MISCELLANEOUS

MANDRELS AND COLLETS

MANDREL – 401 Use with 414, 422 and 429.


MANDREL – 402 Use with 409, 411, 412, 413, 420, 423E, 425, 426, 429, 456, EZ471SA, EZ472SA, EZ473SA, 511E, 512E, 540, 541 and 506CU.

EZ Lock™ MANDREL – EZ402 Use with EZ409, EZ426CU, EZ456, EZ411SA, EZ412SA, EZ413SA, EZ471SA, EZ472SA, EZ473SA, EZ476, 423E, 511E, 512E, EZ541GR, EZ544, EZ545 and EZ506CU.

DREMEL CHUCK – 4486 This chuck allows you to quickly and easily change accessories on Dremel Rotary Tools without changing collets. Accepts accessories with 1/32" - 1/8" shanks. Use with rotary tool models 100, 200, 275, 285, 300, 3000, 395, 398, 400, 4000, 750, 770, 780, 800, 8200 8050, 8100 and 8220. Also use with Dremel attachments 225 and 575. Not compatible with the 4200.

QUICK CHANGE COLLET NUT SET – 4485 Includes Collet Nut and 4 Collets. For use with all Rotary Tools except models 1, 2 & 260, 270, 280 series 1 or earlier. Collets also available separately. Not compatible with the 4200.

EZ CHANGE COLLETS – 4200 For specific use with 4200.




CARBON MOTOR BRUSHES



BRUSH	TOOLS	TYPE
90828*	232 & 332	
90930-04	275, 285, 300, 395 & 595	3, 4, 5 & 6
90930-04	6000	1 & 2
90930-04	100, 200, 275, 285, 300, 395, 595 & 3000	4, 5, & 6
90930-04	6000	1 & 2

BRUSH	TOOLS	TYPE
90931	398	
90935	732	
90940	4000	

* Available as service part only.



MISCELLANEOUS

DRILL BITS

1/8" DRILL BIT – 150 Available as service part only.

7 PIECE DRILL BIT SET – 628 For use with 4485 collet nut kit or the 4486 Dremel Chuck.

BRAD POINT DRILL BIT SET – 631-01 Titanium coated brad points stay on center and begin drilling immediately. For use on wood.


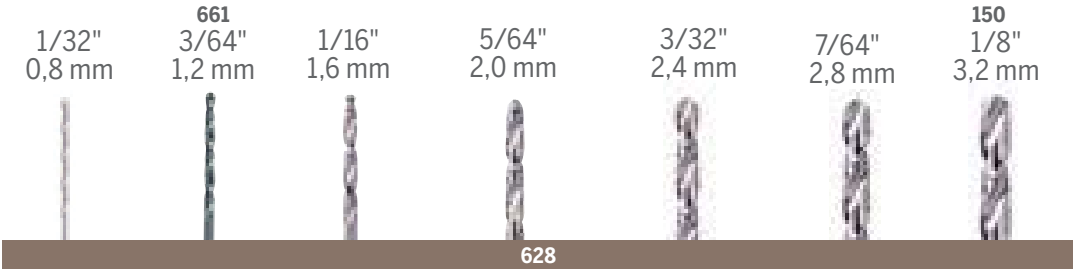
1/32" DRILL – 660 4 pc. per pack. Use with 483 collet.

3/64" DRILL – 661 4 pc. per pack. Use with 482 and EZ483 collet. Available as service part only.

GLASS DRILLING BITS – 662DR, 663DR Diamond tipped drill bits for use on glass and ceramic wall tile. Lubricant included.

DIAMOND DRILL FLIPBIT – 664DR Longer life and faster at eliminating material. FlipBit design lets you drill two hole sizes with one bit by simply flipping the bit over.

NEW!



OTHER

EZ TWIST NOSE CAP – EZ495 Loosen or tighten the collet and replace an accessory quickly and easily without the need for a wrench.

WRENCH – 90962 For ease of changing bits.

3/8" x 1" DRESSING STONE – 415 Clean grinding wheels. Shape or reshape for desired applications. **Available as service part only.**




MINI ACCESSORY KITS

CLEANING/POLISHING KIT – 684-01

Polish a variety of materials to a high luster, clean those tough-to-reach areas, plus a whole lot more!

20 ASSORTED ACCESSORIES


- Cleaning/Polishing - 403, 404, 405, 414 (x6), 421, 422, 425 (x2), 428, 429 (x3), 520
- Miscellaneous - 401, 402



SANDING/GRINDING KIT – 686-01 Sharpen lawn tools, remove rust, sand down a sticking door, and engrave on glass, plus a whole lot more!

31 ASSORTED ACCESSORIES

- Grinding/Sharpening - 8193, 84922, 85422, 932
- Cutting - 426
- Sanding - 407, 408 (x4), 412 (x15), 432 (x4), 511
- Miscellaneous - 402



GENERAL PURPOSE KIT – 687-01 Everything you need to cut, carve, sand, grind, clean, and polish, plus a whole lot more!

52 ASSORTED ACCESSORIES

- Carving/Engraving - 194
- Grinding/Sharpening - 85422, 952
- Cutting - 409 (x36), 426
- Cleaning/Polishing - 403, 414 (x2), 421, 429 (x2)
- Sanding - 407, 408, 432 (x2)
- Miscellaneous - 401, 402



CUTTING KIT – 688-01 Reslot a screw, cut conduit, sheet metal, rusted hose clamps, plus a whole lot more!

69 ASSORTED ACCESSORIES

- Cutting - 409 (x36), 420 (x24), 426 (x3), 540 (x5)
- Miscellaneous - 402



CARVING/ENGRAVING KIT – 689-01

Carve intricate details, etch glass, stoneware, terracotta, plus a whole lot more!

11 ASSORTED ACCESSORIES

- Carving/Engraving - 105, 106, 107, 108, 7103, 7134
- Grinding/Sharpening - 83142, 83322, 83702, 84922
- Miscellaneous - 85602



ROUTER BIT KIT – 692 For routing, inlaying and mortising in wood and other soft materials. Use with #330 Router Attachment, #335 Plunge Router Attachment, and #231 Shaper/Router Table.

6 ASSORTED ACCESSORIES

- Routing - 612, 615, 617, 618, 650, 654



EZ LOCK™ SANDING/POLISHING KIT – EZ684-01 Polish a variety of materials to a high luster, clean those tough-to-reach areas, remove rust, plus a whole lot more!



7 ASSORTED ACCESSORIES

- Cleaning/Polishing - 421, 423E
- Sanding - EZ471SA, EZ472SA, 511E (180 & 280 Grit), 512E

EZ LOCK™ SANDING/GRINDING KIT – EZ686-01 Contains all of the sanding and grinding products a consumer needs.



18 ASSORTED ACCESSORIES

- Grinding - EZ541GR, 84922, 952
- Sanding - 408 (x3), EZ411SA (x2), EZ412SA (x2), EZ413SA (x2), 432 (x3), 511E
- Miscellaneous - EZ402, EZ407SA

EZ LOCK™ CUTTING KIT – EZ688-01 Reslot a screw, cut conduit, sheet metal, rusted hose clamps, plus a whole lot more!



11 ASSORTED ACCESSORIES

- Cutting - EZ409 (x3), EZ456 (x4), EZ476 (x3)
- Miscellaneous - EZ402

ALL-PURPOSE ACCESSORY KIT – EZ 725

The EZ All-purpose accessory storage kit is the first Dremel accessory kit offering 100% all EZ accessories.



70 ASSORTED ACCESSORIES

- Cutting -EZ544, EZ541, EZ476 (x2), EZ409 (x3), EZ456 (x4)
- Sanding -EZ407, EZ411SA (x6), 408 (x20) 432 (x20), EZ413SA (x6)
- Cleaning/Polishing - 511E, 512E, EZ423 (x3)

SUPER ACCESSORY KIT – 709-02 This versatile and re-usable accessory kit includes everything you need to cut, grind, sand, polish, drill, sharpen, clean and more.



110 ASSORTED ACCESSORIES

- Carving/Engraving - 191
- Grinding/Sharpening - 83142, 84922, 952, 953
- Cutting - 409 (x12), 420 (x12), 426, 540
- Cleaning/Polishing - 414 (x4), 421, 429 (x4)
- Sanding - 407, 408 (x6), 411 (x14), 412 (x13), 413 (x13), 430, 431 (x6), 432 (x6), 438 (x5)
- Miscellaneous - 401 (x2), 402, 415, Wrench

ALL-PURPOSE ACCESSORY KIT – 710-08 This versatile and re-usable accessory kit includes everything you need to cut, grind, sand, polish, drill, sharpen, clean and more.



160 ASSORTED ACCESSORIES

- Carving/Engraving - 191
- Grinding/Sharpening - 84922, 932, 952
- Cutting - EZ456 (x2), EZ476
- Cleaning/Polishing - 414 (x5), 421, 428, 429 (x5)
- Sanding - 407, 408 (x15), 411 (x25), 412 (x25), 413 (x25), 430, 431 (x15), 432 (x15), 438 (x15)
- Miscellaneous - 401, 402, EZ402, EZ495, Wrench

OSCILLATING TOOLS



DREMEL®

THE MAKERS OF VERSATILE
TOOL SYSTEMS



WHAT IS AN OSCILLATING TOOL?



Multi-Max™ oscillating tools, like rotary tools, use a variety of accessories to accomplish a wide range of DIY tasks for repair, remodeling and restoration. However, rather than spinning like a rotary tool, Multi-Max oscillating tools use rapid side- to-side motion to cut, scrape, sand, remove grout, grind and more. You can rest assured that a Dremel Multi-Max oscillating tool will help you get the job done with superior versatility, durability, and control.

OSCILLATING TOOLS



DREMEL® VELOCITY™ The Only Tool You Need

2
YEAR

Limited
Warranty



High Torque Mechanism

To power through the most demanding applications.

Fold Away Control Foot

For cutting stability and accuracy.

9X Faster HYPER-SPEED

To complete projects faster - save time & money.

Patented Control Foot & New Blade Designs

For fast, accurate cuts in long sheet material.

More Accurate


Easier to use than recip saws in tougher materials.

Compatible with Universal Oscillating Tool Accessories

Tackle heavy duty and precision applications.




Unlock - Insert - Lock



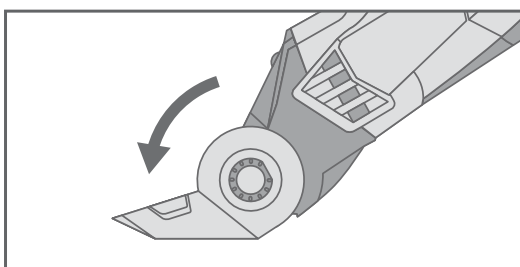
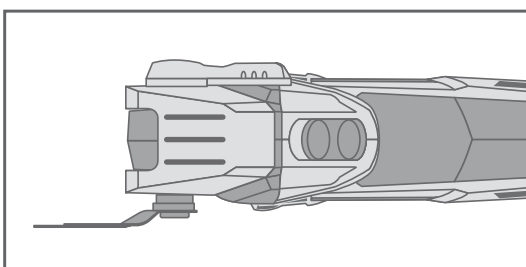
CONTROL FOOT

Open - Release - Close





FOLD-AWAY CONTROL FOOT



TRADITIONAL OSCILLATING



RIP CUTS

VELOCITY™ KIT VC60-01

- Dremel Velocity™ tool

10 ASSORTED PIECES

- Cutting - MM450, VC490, VC494
- Sanding - MM14, MM70P (x3), MM70W (x3)
- Misc - Storage Case



OSCILLATING TOOLS



DREMEL® MULTI-MAX™ MM40

Repair. Remodel. Restore. *Faster.*™

2
YEAR

Limited
Warranty



Quick Lock™

For tool-less and secure accessory changes.

High-Performance 3.8 Amp Motor

For the most demanding applications.

Variable Speed

For optimal performance and control in a variety of materials.

Smart Boost

Auto adjusts power and speed as needed.

65% More Power

vs. the 6300.

Separate On/Off Switch

Retains speed setting for ease of use.

Compact Design

Provides easy access to tight areas.



Unlock - Insert - Lock



Accessory Quick Fit™ Interface System

For fast accessory changes without removing the clamping screw.



MULTI-MAX™ KIT MM40-05

- Dremel Multi-Max™ MM40 tool

36 ASSORTED PIECES

- Cutting - MM450, MM435, MM480, MM482
- Scraping - MM610
- Sanding - MM14, MM70P (x14), MM70W (x15)
- Grout Removal - MM502
- Misc - Storage Case



OSCILLATING TOOLS



DREMEL® MULTI-MAX™ MM30

Repair. Remodel. Restore.™

2
YEAR

Limited
Warranty



Powerful 3.3 Amp Motor

Easily tackles the toughest applications.

Variable Speed

For optimal performance and control in a variety of materials.

Quick Release

Integrated wrench for convenient accessory changes.

Quick Hold

Magnetic flange holds the accessory in place for easier accessory tightening.

3.2° Degree Oscillation

Delivers a faster speed of cut.

Separate On/Off Switch

Retains speed setting for ease of use.

Compact Design

Provides easy access to tight areas.

MULTI-MAX™
QUICKSYSTEM
FIT. HOLD. RELEASE.™

QUICKRELEASE
Integrated wrench for convenient accessory changes

- 1 RELEASE** (QR)
- 2 PIVOT**
- 3 CHANGE** (QH)

QUICK&HOLD
Magnetic flange holds the accessory in place for easier accessory tightening

UNIVERSAL QUICK-FIT™
For fast accessory changes without removing the clamping screw



MULTI-MAX™ KIT MM30-04

- Dremel Multi-Max™ MM30 tool

11 ASSORTED PIECES

- Cutting - MM435, MM450, MM480
- Sanding - MM11, MM70P (x3), MM70W (x3)
- Grout Removal - MM502
- Misc - Storage Bag



OSCILLATING TOOLS



DREMEL® MULTI-MAX™ MM20

Repair. Remodel. Restore.™

2
YEAR

Limited
Warranty



Powerful 2.3 Amp Motor

Easily tackles the toughest applications.

Variable Speed

For optimal performance and control in a variety of materials.

Quick Fit™

For fast accessory changes without removing the clamping screw.

50% More Power

vs. the 6300.

Efficient Motor

Runs cool and smooth under load.

Separate On/Off Switch

Retains speed setting for ease of use.

Compact Design

Provides easy access to tight areas.



Accessory Quick Fit™ Interface System

For fast accessory changes without removing the clamping screw.

MULTI-MAX™ KIT MM20-07

- Dremel Multi-Max™ MM20 tool


7 ASSORTED PIECES

- Cutting - MM450, MM480
- Sanding - MM14, MM70W (x3)
- Misc - Allen Wrench





OSCILLATING TOOL OVERVIEW



Model	VELOCITY™	MM40	MM30	MM20
Amps	7.0	3.8	3.3	2.3
OPM	10,000–16,000	10,000–21,000	10,000–23,000	10,000–21,000
Electronic Feedback Control	Yes	Yes	No	No
Number of Speeds	Variable & Hyper	Variable	Variable	Variable
Soft Grip	Yes	Yes	Yes	Yes
Separate On/Off	Yes	Yes	Yes	Yes
QuickFit™ Accessories	Yes	Yes	Yes	Yes
Tool-less Accessory Change System	Quick-Change	Yes	Integrated Wrench	No
Weight	4 lb. 7oz.	2 lb. 15 oz.	2 lb. 7 oz.	2 lb. 7 oz.
Warranty	2 year	2 year	2 year	2 year

OSCILLATING TOOL ACCESSORIES



Dremel Multi-Max™ accessories undergo rigorous testing so you can feel assured that you are purchasing a product of proven value & performance.



CUTTING

Flush cut a baseboard to install new flooring or cut out drywall to install a new light switch. Choose from 14 blades to accomplish a variety of tough cuts.

3/8" Wood Flush Cut Blade	3/4" Wood & Metal Flush Cut Blade	3/4" Wood Flush Cut Blade	Multi-Knife	Drywall Jab Saw
				
MM411	MM422	MM440	MM430	MM435
3" Wood & Drywall Saw Blade	3.5" Wood & Metal Saw Blade	1-1/8" Wood Flush Cut Blade	1-1/8" Wood & Metal Flush Cut Blade	
				
MM450	MM452	MM460	MM462	
3/4" Wood Flush Cut Blade	3/4" Wood & Metal	1-1/4" Caride Flush Cut Blade	1-1/4" Wood Flush Cut Blade	1-1/4" Wood & Metal Flush Cut Blade
				
MM470	MM472	MM485	MM480	MM482



1-5/8" Universal
Wood Flush
Cut Blade



MM480U

NEW!

1-5/8" Universal
Wood & Metal
Flush Cut Blade



MM482U

NEW!

1-5/8" Universal
Carbide Flush
Cut Blade



MM485U

NEW!

Bulk Packs - 3 per pack



MM480BU



MM485BU


Bulk Packs - 3 per pack



MM480B (x3)



MM485B (x3)



MM488BU



MM492

3-Pack Cutting Assortment
(MM480U, MM482U, MM485U)

3-Pack Cutting Assortment
(MM482, MM480, MM450)

3-Pack Cutting Assortment
(MM440, MM450, MM422)



MM422B (x3)



MM440B (x3)



MM450B (x3)



MM472B (x3)



MM491

MULTI-FLEX™ ACCESSORIES

Multi Flex™
Bracket*




*Not compatible with MM40/MM45

Multi-Flex™
Spiral Blade



MM721 (x4)

Multi-Flex™
Saw Blade



MM722 (x3)


Multi-Flex™
Carbide Blade



MM723

MM720/MM725

OSCILLATING TOOL ACCESSORIES




GRINDING

Prepare surfaces for ceramic floor tile replacement. Use the diamond paper to remove cement, plaster, and thin-set mortar. Use the carbide rasp to grind and shape flat surfaces, cement, tile adhesives, stone and rasp wood.

60 Grit
Diamond Paper

60 Grit
Diamond Paper

Carbide
Rasp



MM900

MM910

MM920

SANDING

Restore windows, make stuck doors work, and remove rust from metal. Available in assorted grit for sanding bare or painted wood and metal.

Sanding Sheets - Paint

6 per pack:
80(2), 120(2),
240(2) Grit

18 per pack:
80(6), 120(6),
240(6) Grit

Sanding Sheets - Wood

6 per pack:
60(2), 120(2),
240(2) Grit

18 per pack:
60(6), 120(6),
240(6) Grit

Hook &
Loop Pad



MM70P

MM80P

MM70W

MM80W

MM14

Contour Sanding Accessory
5 Contours; 80(3), 120(3),
240(3) Grit Sanding Tubes

Contour Sanding Tubes
80(3), 120(3), 240(3) Grit



NEW!



NEW!

MM730

MM731



GROUT REMOVAL

Remove wall and floor grout to free a broken tile. Available in a 1/8" size and a 1/16" size.

1/8" Grout Removal Blade




MM500

1/16" Grout Removal Blade



MM501

1/16" Grout Removal Blade



MM502

NEW!

SCRAPING

Use the rigid scraper blade for removing stuck vinyl flooring, carpeting and carpet pad, and the flexible scraper blade for projects such as removing old caulking around the tub or shower.

Rigid Scraper Blade



MM600

Flexible Scraper Blade



MM610

MISCELLANEOUS

1-3/16" UNIVERSAL ADAPTER – MM300

Adapters allow use of Dremel accessories on most oscillating tools brands.



ACCESSORY KITS

14-Piece Multi-Max™ Accessory Kit
MM300, MM482, MM610, MM450 (2), MM70W (9)



MM388

6-Piece Multi-Max™ Cutting Kit
MM300, MM480, MM482, MM450 (3)



MM389

13-Piece Multi-Max™ Cutting Kit
MM430, MM435 (2), MM480 (2), MM482, MM450 (2), MM70W (60, 120 and 240 grit), MM610, MM910



MM495



MULTI-SAWS

DREMEL®

THE MAKERS OF VERSATILE
TOOL SYSTEMS



WHAT IS A DREMEL MULTI-SAW?

A multi-saw like the Dremel Saw-Max, is a powerful and compact circular saw that uses abrasive wheels to cut through virtually any material with ease and speed. The ergonomic design provides comfort in handling, with an excellent line of sight when making straight, flush or plunge cuts in wood, plastic, tile and more. Plus, the Dremel Ultra-Saw offers even more versatility with the ability to perform surface preparation for the removal of paint, rust and thin-set. For fast cuts in a variety of materials, Dremel multi-saws are up for the job.

ULTRA-SAW™ TOOL SYSTEM



DREMEL® ULTRA-SAW™

3ⁱⁿ1

2
YEAR

Limited
Warranty



Cuts Widest Variety of Materials

Cuts wood, plastic, metal, tile, masonry & more.



3 Applications in 1 tool

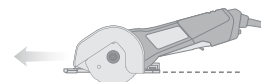
For flush cuts, rip cuts and material removal.

Powerful 7.5 Amp Motor


For tough applications.

Increased power and larger wheels –

Faster cutting and improved performance.



Clear line of sight



Adjustable depth control

ULTRA-SAW™ KIT US40-01

- ULTRA-SAW™ US40 Tool
- Handle Attachment, Storage Bag

4 ASSORTED ACCESSORIES

- Cutting - US500, US510, US600
- Grinding - US410



ULTRA-SAW™ KIT US40-02

- ULTRA-SAW™ US40 Tool Handle Attachment

2 ASSORTED ACCESSORIES

- Cutting - US500, US510



ULTRA-SAW™ KIT US40-03

- ULTRA-SAW™ US40 Tool Handle Attachment, Storage Bag

5 ASSORTED ACCESSORIES

- Cutting - US500, US510 (x2), US520, US600



2 CUTTING WHEEL POSITIONS



SAW



FLUSH CUT

SURFACE PREP

Interior Position


For standard straight cuts.

Exterior Position

For flush cuts or surface preparation

ULTRA-SAW™ ACCESSORIES

Paint and Rust
Surface Prep Wheel



US400

Diamond Surface
Prep Abrasive Wheel



US410

Wood



US500

Metal



US510

Masonry



US520

Diamond Tile



US540

Wood Flush Cut



US600

6-Piece Cutting Wheel Kit
US500 (x2), US510 (x3),
US540 (x1)



US700

SAW-MAX™ TOOL SYSTEM



DREMEL® SAW-MAX™



2
YEAR

Limited
Warranty

Versatile Cutting System

Cuts wood, plastic,
metal, tile, masonry
& more.



Two cutting wheel positions

For straight, plunge
and flush cuts.

Powerful 6 Amp Motor

For tough applications.

Worm Drive Gearing

For durability and
power.

Excellent line of sight

For confident,
precise cuts.

Compact size and gripping zone

For user friendly one
handed operation.

Adjustable Depth Guide

And plunge action for
precision and control.

Dust Extraction Port

For clean work
environment.

SAW-MAX™ KIT SM20-02

- SAW-MAX™ SM20 Tool, 2 x 4 Guide,
Dust Port Adapter
- Storage Case

4 ASSORTED ACCESSORIES

- Cutting - SM500, SM510, SM540, SM600





SAW-MAX™ KIT SM20-03

- SAW-MAX™ SM20 Tool

2 ASSORTED ACCESSORIES

- Cutting - SM500, SM510



Plunge Into Material
For clean and precise cuts.

One-handed Operation



2 CUTTING WHEEL POSITIONS



Interior Position
For standard straight cuts.



Exterior Position
For flush cuts with SM600.

SAW-MAX™ ACCESSORIES



Dremel Saw-Max™ tool only uses Dremel Saw-Max™ accessories.

CUTTING


Wood & Plastic
Cutting Blade

Metal
Cutting Blade

Masonry
Cutting Blade

Tile
Cutting Blade

Wood & Plastic
Flush Cut Blade



SM500




SM510 (x3)



SM520 (x3)



SM540



SM600

7 pc Cutting Kit
SM500, SM540,
SM520 (x2), SM510 (x3)



SM700

12 pc Cutting Kit
SM600, SM500 (x2), SM540,
SM520 (x2), SM510 (x6)



SM710

SAW-MAX™ ATTACHMENTS

2 x 4 Guide



SM842

Dust
Port Adapter



TRSM810

Straight Edge/
Circle Guide



TRSM800

Miter Guide



SM840

Crown Moulding
Guide

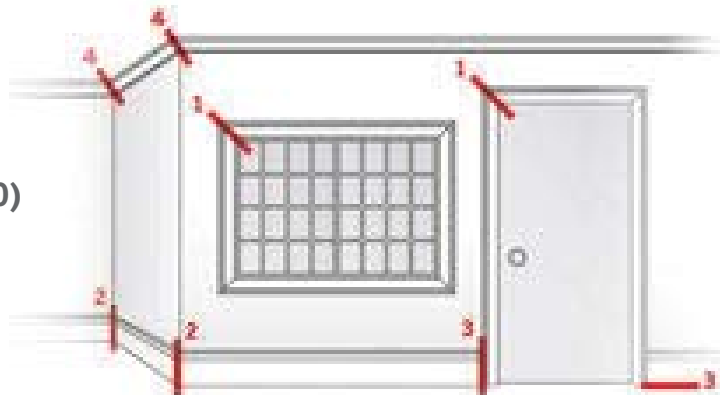


SM844



IDEAL FOR TRIMWORK

- 1** Angle cut to create miter joint (SM840)
- 2** Bevel Cut for Corner Joint (SM840)
- 3** Straight Cut to Butt Joint Trim at Door Jamb (SM840)
- 4** Compound Miter Cuts for Crown Molding Joints (SM844)




3D PRINTING



DREMEL®

THE MAKERS OF VERSATILE
TOOL SYSTEMS



SET YOUR IMAGINATION FREE WITH 3D PRINTING TECHNOLOGY

Expand your creativity by building your own prototypes or take a hobby to exciting new levels. You can also design or personalize items that reflect your individuality. It satisfies your desire to challenge your mind, while also inspiring others to explore their version of 3D possibilities.

Trust the Dremel 3D Idea Builder to be your most reliable and user-friendly 3D printer on the market. Backed by superior quality and unbeatable customer support, the Dremel 3D Idea Builder allows you to begin building your creations instantly.

3D IDEA BUILDER



DREMEL® 3D IDEA BUILDER

Onboard Software

Enables stand-alone operation.

Pre-Installed Extruder

Provides fast out-of-the-box use.

Full Color Touch Screen

Lets you go from file to building effortlessly.

Active Cooling Fan

Prevents warping of objects while they are built.

Best-In Class Build Resolution

For higher quality objects.

Easy To Use Software

For simple customization of 3d models.

Fully Enclosed

For noise reduction and stable operation.



Removable Build Platform

For precise object removal.

Bright Led Lights

For optimal viewing of the build platform.

Gripped Feet

For reduced vibration and added stability.


3D IDEA BUILDER KIT 3D20-01

- 3D IDEA BUILDER
- PLA Filament
- Dremel 3D Software
- 100+ Dremel Quality Projects Included



Build Instantly

It is easy to build objects with the Dremel on-board software and color touchscreen, which enables a preview of each model before you build. Additionally, the Dremel 3D Idea Builder comes equipped with a pre-installed extruder (the part where the filament comes out and builds your model), unlike other 3D printers that require you to install it yourself. This makes setup as simple as plugging in your printer, and you're ready to build! Along with easy-to-use software, you can start turning your ideas into models and projects in minutes.

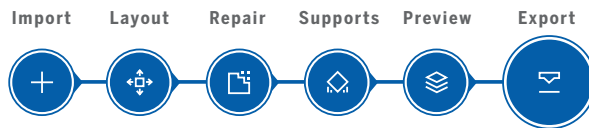


Easy-to-Use Software

When working with print-ready files, Dremel 3D software gives you the ability to change your object's location, orientation and size on the build platform. Plus, the build settings allow you to customize both the build quality and the build time with temperature, infill and speed control.



The easy-to-use toolbar icons let you import, layout, repair, support and preview your objects to make them fit your imagination.













The Dremel Difference

Dremel PLA filament has been specifically engineered for optimal printing with the Idea Builder. PLA is a thermal plastic that softens and melts when it's heated, building your designs strand by strand and layer by layer. Our PLA has been designed to melt at a temperature compatible with the Idea Builder, producing a stable, strong object with a high quality finish.



FILAMENT

Black	Blue	Gold	Green	Orange
				
DF02-01	DF06-01	DF51-01	DF07-01	DF04-01
Purple	Red	Silver	White	White Translucent
				
DF05-01	DF03-01	DF50-01	DF01-01	DF70-01

SPECIALTY TOOLS



DREMEL®

THE MAKERS OF VERSATILE
TOOL SYSTEMS



WHAT IS A SPECIALTY TOOL?

For dedicated projects where a multi-purpose tool just won't do, Dremel Specialty Tools have you covered. From engraving and soldering, to scroll cutting and precision carving, the tool line-up includes the features to complete a project effortlessly, and the accessories to make it efficient. Cut wood, carve stone, fuse rope, engrave glass and more with the versatile line of Specialty Tools.

MOTO-SAW™ TOOL SYSTEM



DREMEL® MOTO-SAW™

Portable. Precise. Easy™

2 in **1**



2
YEAR

Limited
Warranty



1,500-2,250 SPM

2.4 lbs.

**Detachable Coping
Function**

For handheld use to take
the tool to the work piece.

**Auto Tensioning
Quick Change**

For easy accessory change
and optimal tensioning.

Clamp Base

Attaches to various tables,
benches and surfaces.

Variable Speed Control

For optimal cutting in a
variety of materials.

Dust Port Adapter

Keeps line of sight clear
and work space clean.

MOTO-SAW™ KIT MS20-01

- Dremel MS20 Moto-Saw, Fast Clamp Base
Vacuum Adapter, Storage Case




10 ASSORTED ACCESSORIES

- Cutting - MS51 (x4), MS52 (x4), MS53, MS50





QUICK LOCK™
Fast & Secure Accessory Change



MOTO-SAW™ ACCESSORIES

Side Cutting
Wood & Plastic



MS50

Wood &
Plastic



MS51

Fine Wood



MS52

Metal



MS53

4" Long Blades (standard scrollsaw blades are 5")

DREMEL VERSAFLAME™



Limited Warranty



Integrated Ignition Button

Easy startup, no independent ignition tool required.

Variable Temperature and Flame Control

Versatile use in both torch and flame mode.

Detachable Base

For hands-free operation.

Filling Valve

Allows for quick recharge.

VERSAFLAME™ KIT 2200-01

- VersaFlame™ Multi-function Butane Torch
- 4 Tips: Soldering, Blower, Deflector, Flame Diffuser
- Solder, Sponge, Tin, Wrench
- Storage Case



DREMEL VERSATIP™



Limited Warranty



Integrated Ignition Trigger

Easy startup, no independent ignition tool required.

Safety Lock

Prevents accidental ignition.

Flame Control Slider

Lets you select the right temperature for your project.

Filling Valve

Allows for quick recharge.

VERSATIP KIT™ 2000-01

- VersaTip™ Butane Soldering Torch
- 6 Tips: Soldering, Cutting Knife, Shaping Knife, Hot Air, Wide Blower, Deflector
- Solder, Sponge, Storage Tins, and Wrenches
- Protective Cap, Storage Case, Manual



DREMEL ENGRAVER

2
YEAR

Limited
Warranty



Identify and personalize your valuables. Use for decorative engraving. Engraves metal, glass, wood, plastic, and ceramics. Holding area allows for extended use. Soft grip adds extra comfort and control.

Motor: 120V, AC/115V, 60Hz, .2 amps/0,2 A

Strokes: 7,200/SPM | **Tool Weight:** 12 oz. (340 g)

ENGRAVER KIT 290-01

- Engraver Tool, Letter / Number Template
- Carbide Point (9924)



ENGRAVER ACCESSORIES


Carbide Point – 9924 For most applications

Diamond Point – 9929 For continuous use



Looking for pricing, stock, or lifecycle information?

Click below to explore more details on WIN SOURCE:

 [View SM540 on WIN SOURCE](#)

 [Dremel Information](#)

Optimize Your Supply Chain with WIN SOURCE Solutions

-  Global Sourcing Solution
-  Obsolete Management
-  Cost Control Management
-  Shortage Management
-  Alternative Solution
-  Excess Inventory Management