



THE DATASHEET OF SPR01N-05





- Features :
 - 1000VDC I/O isolation
 - Internal SMD technology
 - Built-in EMI filter
 - Cooling by free air convection
 - Non-conductive plastic case
 - Single in line package
 - 100% burn-in test
 - Low cost / High reliability
 - Approvals: FCC / CE
 - 2 years warranty



SELECTION GUIDE

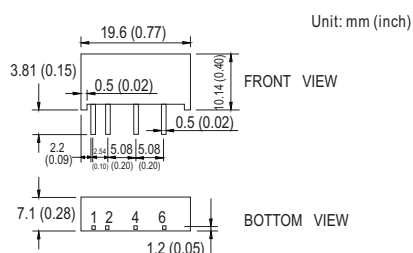
ORDER NO.	SPR01L-05	SPR01M-05	SPR01N-05	SPR01O-05	SPR01L-09	SPR01M-09	SPR01N-09	SPR01O-09
DC OUTPUT VOLTAGE	5V				9V			
OUTPUT CURRENT RANGE	0 ~ 200mA				0 ~ 100mA			
EFFICIENCY	57%	65%	62%	62%	57%	60%	60%	56%

ORDER NO.	SPR01L-12	SPR01M-12	SPR01N-12	SPR01O-12	SPR01L-15	SPR01M-15	SPR01N-15	SPR01O-15
DC OUTPUT VOLTAGE	12V				15V			
OUTPUT CURRENT RANGE	0 ~ 84mA				0 ~ 67mA			
EFFICIENCY	58%	60%	60%	58%	60%	62%	60%	58%

SPECIFICATION

OUTPUT	RATED POWER	1W								
	RIPPLE & NOISE (max.) Note.2	100mVp-p								
	LINE REGULATION	±1.0%								
	LOAD REGULATION Note.3	±1.0%								
	VOLTAGE ACCURACY	±2.0%(Typ.)				±3.0%(max.)				
	SWITCHING FREQUENCY	50KHz min.								
INPUT	VOLTAGE RANGE	4.5 ~ 5.5V	10.8 ~ 13.2V	21.6 ~ 26.4V	43.2 ~ 52.8V	4.5 ~ 5.5V	10.8 ~ 13.2V	21.6 ~ 26.4V	43.2 ~ 52.8V	
	NORMAL VOLTAGE	5V	12V	24V	48V	5V	12V	24V	48V	
	INPUT CURRENT	Full load	350mA	141mA	67mA	35mA	350mA	141mA	67mA	35mA
		No load	32mA	15mA	10mA	6mA	32mA	15mA	10mA	6mA
	FILTER	Capacitor type								
PROTECTION	Fuse recommended									
PROTECTION (Note. 4)	OVERLOAD	>110% rated output power Protection type : Hiccup mode, recovers automatically after fault condition is removed								
	SHORT CIRCUIT	All output equipped with short circuit Protection type : Hiccup mode, recovers automatically after fault condition is removed								
ENVIRONMENT	WORKING TEMP.	-25 ~ +71°C (Refer to "Derating Curve")								
	WORKING HUMIDITY	20% ~ 90% RH non-condensing								
	STORAGE TEMP., HUMIDITY	-25 ~ +105°C, 10 ~ 95% RH								
	TEMP. COEFFICIENT	±0.03% / °C (0 ~ 50°C)								
	VIBRATION	10 ~ 500Hz, 2G 10min./1 cycle, period for 60min. each along X, Y, Z axes								
SAFETY & EMC	SAFETY STANDARDS	EAC TP TC 004 approved								
	WITHSTAND VOLTAGE	I/P-O/P: 1KVDC								
	ISOLATION RESISTANCE	I/P-O/P: 100M Ohms / 500VDC / 25°C / 70% RH								
	ISOLATION CAPACITANCE	80pF max.								
	EMC EMISSION	Compliance to EN55032 Class B, FCC part 15 Class B, EAC TP TC 020								
	EMC IMMUNITY	Compliance to EN61000-4-2,3,4,5,6,8, light industry level, criteria A, EAC TP TC 020								
OTHERS	MTBF	700khrs min. MIL-HDBK-217F(25°C)								
	DIMENSION	19.6*7.1*10.2mm or 0.77**0.28**0.40" inch (L*W*H)								
	WEIGHT	2.3g								

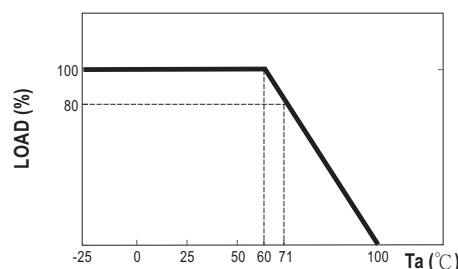
Mechanical Specification



Pin Configuration

Pin No.	Output
1	+Vin
2	-Vin
4	-Vout
6	+Vout

Derating Curve





NOTE

- 1.All parameters are specified at normal input, rated load, 25°C 70% RH ambient.
- 2.Ripple & noise are measured at 20MHz by using a 12" twisted pair terminated with a 0.1uf & 47uf capacitor.
- 3.Load regulation is measured from 10% to 100% rated load.
- 4.Please prevent the converter from operating in overload or short circuit condition for more than 30 seconds.

Looking for pricing, stock, or lifecycle information?

Click below to explore more details on WIN SOURCE:

-  [View SPR01N-05 on WIN SOURCE](#)
-  [Mean Well Enterprises Co., Ltd. Information](#)

Optimize Your Supply Chain with WIN SOURCE Solutions

-  Global Sourcing Solution
-  Obsolete Management
-  Cost Control Management
-  Shortage Management
-  Alternative Solution
-  Excess Inventory Management