




**THE DATASHEET OF
THI 2-2413M**



- DIP-16 Package
- Unregulated device
- I/O isolation 3000 VACrms rated for 300 Vrms working voltage
- Medical safety to UL 60601-1 and IEC/EN 60601-1 3rd edition, 2 x MOOP
- Industrial safety to IEC/EN/UL 62368-1
- Operating temp. range -25°C to $+80^{\circ}\text{C}$
- 3-year product warranty



ES 60601-1 IEC 60601-1
UL 62368-1 IEC 62368-1

The THI 2M series is a new range of ultra-compact 2W DC/DC-converters providing a high I/O-isolation voltage of 3000 VAC. With a reinforced I/O-isolation system this product is an economical solution for many applications in instrumentation, industrial controls, medical equipment and everywhere where supplementary- or reinforced insulation is required to meet requested safety standards. Full SMD-design with exclusive use of ceramic capacitors ensure a very high reliability and a long product lifetime.

Models						
Order Code	Input Voltage Range	Output 1		Output 2		Efficiency typ.
		Vnom	I _{max}	Vnom	I _{max}	
THI 2-0511M	4.5 - 5.5 VDC (5 VDC nom.)	5 VDC	400 mA			66 %
THI 2-0512M		12 VDC	165 mA			66 %
THI 2-0513M		15 VDC	133 mA			66 %
THI 2-0522M		+12 VDC	83 mA	-12 VDC	83 mA	72 %
THI 2-0523M		+15 VDC	66 mA	-15 VDC	66 mA	73 %
THI 2-1211M	10.8 - 13.2 VDC (12 VDC nom.)	5 VDC	400 mA			66 %
THI 2-1212M		12 VDC	165 mA			66 %
THI 2-1213M		15 VDC	133 mA			66 %
THI 2-1222M		+12 VDC	83 mA	-12 VDC	83 mA	74 %
THI 2-1223M		+15 VDC	66 mA	-15 VDC	66 mA	75 %
THI 2-2411M	21.6 - 26.4 VDC (24 VDC nom.)	5 VDC	400 mA			66 %
THI 2-2412M		12 VDC	165 mA			66 %
THI 2-2413M		15 VDC	133 mA			66 %
THI 2-2422M		+12 VDC	83 mA	-12 VDC	83 mA	74 %
THI 2-2423M		+15 VDC	66 mA	-15 VDC	66 mA	75 %

Input Specifications

Input Current	- At no load	5 Vin models: 60 mA typ. 12 Vin models: 30 mA typ. 24 Vin models: 15 mA typ.
	- At full load	5 Vin models: 580 mA typ. 12 Vin models: 240 mA typ. 24 Vin models: 120 mA typ.
Surge Voltage		5 Vin models: 9 VDC max. (1 s max.) 12 Vin models: 18 VDC max. (1 s max.) 24 Vin models: 30 VDC max. (1 s max.)
Recommended Input Fuse		5 Vin models: 1'000 mA (slow blow) 12 Vin models: 500 mA (slow blow) 24 Vin models: 200 mA (slow blow) (The need of an external fuse has to be assessed in the final application.)
Input Filter		Internal Capacitor

Output Specifications

Voltage Set Accuracy		±4% max.
Regulation	- Input Variation (1% Vin step)	single output models: 1.5% max. dual output models: 1.5% max.
	- Load Variation	See application note: www.tracopower.com/overview/thi2m
	- Voltage Balance (symmetrical load)	dual output models: 1% max.
Ripple and Noise	- 20 MHz Bandwidth	150 mVp-p max. 100 mVp-p typ.
Capacitive Load	- single output	5 Vout models: 330 µF max. 12 Vout models: 330 µF max. 15 Vout models: 330 µF max.
	- dual output	12 / -12 Vout models: 100 / 100 µF max. 15 / -15 Vout models: 100 / 100 µF max.
Minimum Load		2 % of Iout max. (Operation at lower load will not damage the converter, but it may not meet all specifications)
Temperature Coefficient		±0.02 %/K max.
Short Circuit Protection		Limited 0.5 s max., Automatic recovery

Safety Specifications

Standards	- IT / Multimedia Equipment	CSA-C22.2, No. 60950-1 EN 60950-1 EN 62368-1 IEC 60950-1 IEC 62368-1 UL 60950-1 UL 62368-1
	- Medical Equipment	EN 60601-1 IEC 60601-1 ANSI/AAMI ES 60601-1 CSA-C22.2, No 60601-1 2 x MOOP (Means Of Operator Protection) MOPP (Means Of Patient Protection)
	- Certification Documents	www.tracopower.com/overview/thi2m
Pollution Degree		PD 2
Over Voltage Category		OVC II

All specifications valid at nominal voltage, resistive full load and +25°C after warm-up time, unless otherwise stated.

General Specifications

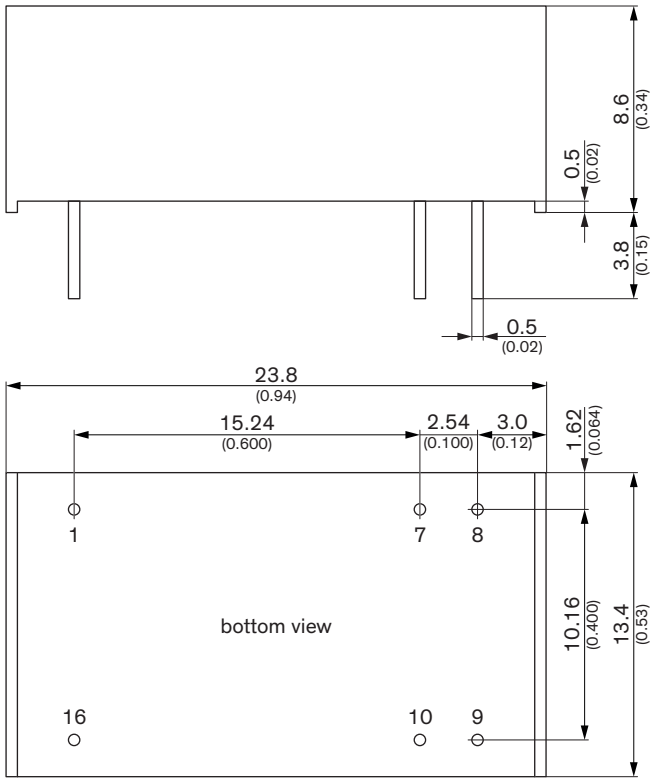
Relative Humidity		95% max. (non condensing)
Temperature Ranges	- Operating Temperature - Case Temperature - Storage Temperature	-25°C to +80°C +105°C max. -50°C to +125°C
Power Derating	- High Temperature	2.5 %/K above 60°C
Cooling System		Natural convection (20 LFM)
Altitude During Operation		5'000 m max.
Switching Frequency		50 - 100 kHz (PFM) 80 kHz typ. (PFM)
Insulation System		Reinforced Insulation
Working Voltage (rated)		300 VAC
Isolation Test Voltage	- Input to Output, 60 s - Input to Output, 1 s	3'000 VAC (acc. to 60601-1) 4'800 VAC (acc. to 62368-1) 6'000 VAC
Isolation Resistance	- Input to Output, 500 VDC	10'000 MΩ min.
Isolation Capacitance	- Input to Output, 100 kHz, 1 V	15 pF typ. 20 pF max.
Leakage Current	- Touch Current	2 μA max.
Reliability	- Calculated MTBF	2'000'000 h (MIL-HDBK-217F, ground benign)
Washing Process		According to Cleaning Guideline www.tracopower.com/info/cleaning.pdf
Housing Material		Non-conductive Plastic (UL 94 V-0 rated)
Potting Material		Epoxy (UL 94 V-0 rated)
Pin Material		Phosphor Bronze (C5191)
Pin Foundation Plating		Nickel (2 - 4 μm)
Pin Surface Plating		Gold (75 - 125 nm), glossy
Housing Type		Plastic Case
Mounting Type		PCB Mount
Connection Type		THD (Through-Hole Device)
Footprint Type		DIP16
Soldering Profile		Lead-Free Wave Soldering 265°C / 10 s max.
Weight		5.1 g
Thermal Impedance	- Case to Ambient	22.5 K/W typ.
Environmental Compliance	- REACH Declaration - RoHS Declaration - SCIP Reference Number	www.tracopower.com/info/reach-declaration.pdf REACH SVHC list compliant REACH Annex XVII compliant www.tracopower.com/info/rohs-declaration.pdf Exemptions: 7a (RoHS exemptions refer to the component concentration only, not to the overall concentration in the product (O5A rule).) 6f64113d-d09c-4fc3-bdc7-23c410b5b61a

Supporting Documents

Overview Link (for additional Documents)	www.tracopower.com/overview/thi2m
--	--

All specifications valid at nominal voltage, resistive full load and +25°C after warm-up time, unless otherwise stated.

Outline Dimensions





Dimensions in mm (inch)
 Tolerances: x.x ±0.25 (x.xx ±0.01)
 x.xx ±0.13 (x.xxx ±0.005)
 Pin tolerances: x.x ±0.05 (x.xx ±0.002)

Pinout		
Pin	Single	Dual
1	-Vin (GND)	-Vin (GND)
7	NC	NC
8	NC	Common
9	+Vout	+Vout
10	-Vout	-Vout
16	+Vin (Vcc)	+Vin (Vcc)

NC: Not connected

Looking for pricing, stock, or lifecycle information?

Click below to explore more details on WIN SOURCE:

-  [View THI 2-2413M on WIN SOURCE](#)
-  [Traco Power Information](#)

Optimize Your Supply Chain with WIN SOURCE Solutions

-  Global Sourcing Solution
-  Obsolete Management
-  Cost Control Management
-  Shortage Management
-  Alternative Solution
-  Excess Inventory Management