

50 V, 300 W, 150 MHz RF Power MOSFET

Product Overview

The VRF2933(MP) is a gold-metallized silicon n-channel RF power transistor designed for broadband commercial and military applications requiring high power and gain without compromising reliability, ruggedness, or inter-modulation distortion. Adding MP at the end of part number specifies a matched pair where $V_{GS(TH)}$ is matched between the two parts.



Features

- Improved ruggedness $V_{(BR)DSS} = 170\text{ V}$
- 300 W with 22 dB typical gain at 30 MHz, 50 V
- Excellent stability and low IMD
- Common source configuration
- Available in matched pairs (VRF2933MP)
- 70:1 load VSWR capability at specified operating conditions
- Nitride passivated
- Refractory gold metallization
- High voltage replacement for SD2933
- Thermally enhanced package
- RoHS compliant

1. Device Specifications

This section shows the specifications of the VRF2933(MP) device.

1.1 Absolute Maximum Ratings

The following table shows the absolute maximum ratings of the VRF2933(MP) device. $T_C = 25\text{ }^\circ\text{C}$ unless otherwise specified.

Table 1-1. Absolute Maximum Ratings

Symbol	Parameter	Ratings	Unit
V_{DSS}	Drain source voltage	170	V
I_D	Continuous drain current	42	A
V_{GS}	Gate-source voltage	± 40	V
P_D	Total power dissipation	648	W
T_{STG}	Storage temperature range	-65 to 150	$^\circ\text{C}$
T_J	Operating junction temperature	200	

1.2 Electrical Performance

The following table shows the static characteristics of the VRF2933(MP) device. $T_C = 25\text{ }^\circ\text{C}$ unless otherwise specified.

Table 1-2. Static Characteristics

Symbol	Characteristic	Test Conditions	Min	Typ	Max	Unit
$V_{(BR)DSS}$	Drain-source breakdown voltage	$V_{GS} = 0\text{ V}$, $I_D = 100\text{ mA}$	170	180		V
$V_{DS(ON)}$	On-state drain voltage	$I_{D(ON)} = 20\text{ A}$, $V_{GS} = 10\text{ V}$		2.1	2.4	
I_{DSS}	Zero gate voltage drain current	$V_{DS} = 100\text{ V}$, $V_{GS} = 0\text{ V}$			2.0	mA
I_{GSS}	Gate-source leakage current	$V_{DS} = \pm 20\text{ V}$, $V_{GS} = 0\text{ V}$			2.0	μA
g_{fs}	Forward transconductance	$V_{DS} = 10\text{ V}$, $I_D = 20\text{ A}$	8			mhos
$V_{GS(th)}$	Gate-source threshold voltage	$V_{DS} = 10\text{ V}$, $I_D = 100\text{ mA}$	2.9	3.6	4.4	V

The following table shows the thermal characteristics of the VRF2933(MP) device.

Table 1-3. Thermal Characteristics

Symbol	Characteristic	Min	Typ	Max	Unit
$R_{\theta JC}$	Junction-to-case thermal resistance			0.27	$^\circ\text{C/W}$

Note: These devices are sensitive to electrostatic discharge. Proper handling procedures should be followed.

The following table shows the dynamic characteristics of the VRF2933(MP) device. $T_C = 25\text{ }^\circ\text{C}$ unless otherwise specified.

Table 1-4. Dynamic Characteristics

Symbol	Characteristic	Test Conditions	Min	Typ	Max	Unit
C_{iss}	Input capacitance	$V_{GS} = 0\text{ V}, V_{DS} = 50\text{ V}, f = 1\text{ MHz}$		740		pF
C_{oss}	Output capacitance			400		
C_{rss}	Reverse transfer capacitance			32		

The following table shows the functional characteristics of the VRF2933(MP) device. $T_C = 25\text{ }^\circ\text{C}$ unless otherwise specified.

Table 1-5. Functional Characteristics

Parameter	Characteristics	Test Conditions	Min	Typ	Max	Unit
G_{PS}	Common source amplifier power gain	$f_1 = 30\text{ MHz}, V_{DD} = 50\text{ V}, I_{DQ} = 250\text{ mA}, P_{out} = 300\text{ W}$	20	25		dB
η	Drain efficiency	$f_1 = 30\text{ MHz}, V_{DD} = 50\text{ V}, I_{DQ} = 250\text{ mA}, P_{out} = 300\text{ W CW}$		50		%
Ψ	Electrical ruggedness VSWR 5:1	$f_1 = 30\text{ MHz}, V_{DD} = 50\text{ V}, I_{DQ} = 250\text{ mA}, P_{out} = 300\text{ W CW}$ 70:1 VSWR — all phase angles, 0.2 ms \times 20% duty factor	No degradation in output power			

1.3 Typical Performance Curves

This section shows the typical performance curves of the VRF2933(MP) device.

Figure 1-1. Output Characteristics

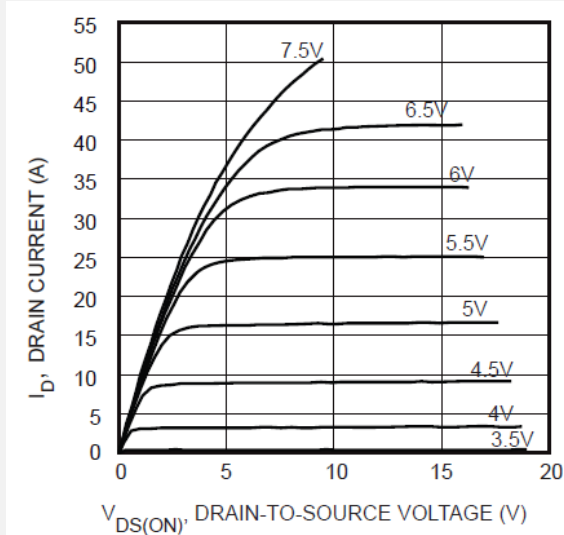


Figure 1-2. Transfer Characteristics

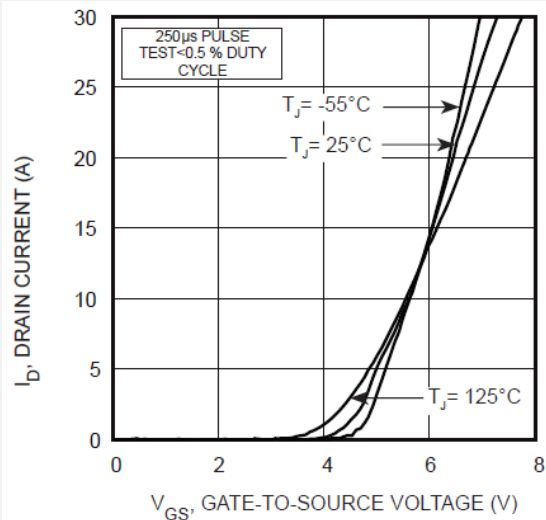


Figure 1-3. Capacitance vs. Drain-to-Source Voltage

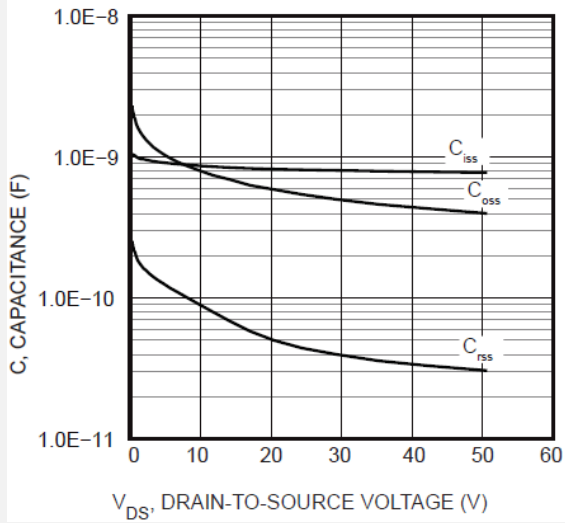


Figure 1-4. Forward Safe Operating Area

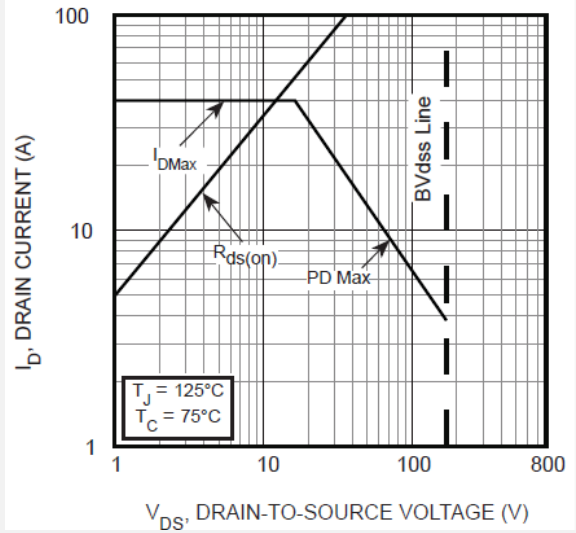


Figure 1-5. Maximum Effective Transient Thermal Impedance Junction-to-Case vs. Pulse Duration

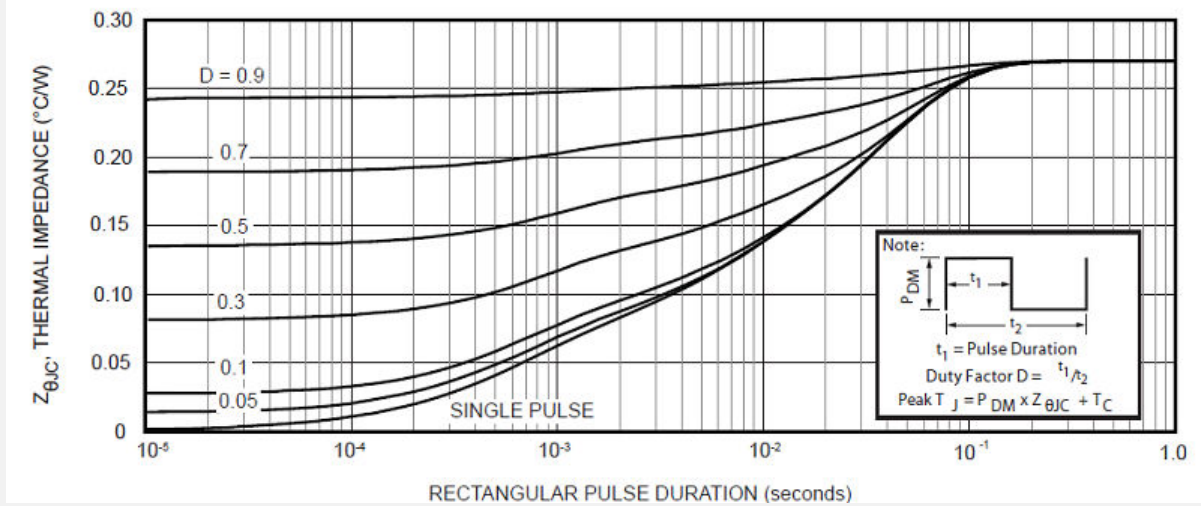


Figure 1-6. Transient Thermal Impedance Model

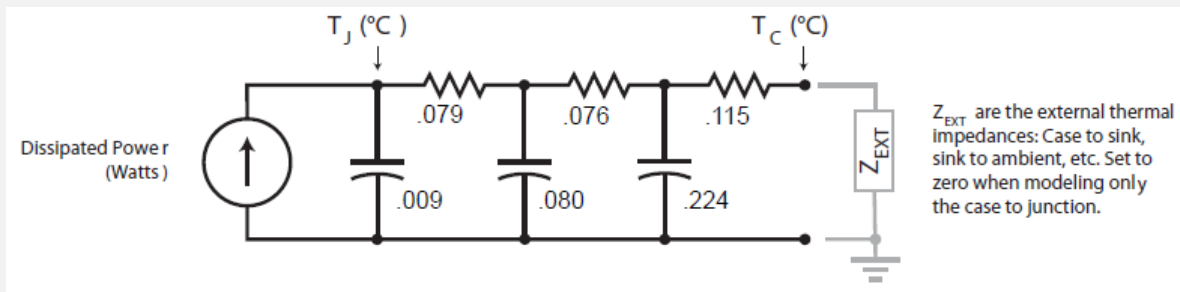


Figure 1-7. P_{IN} vs. P_{OUT}

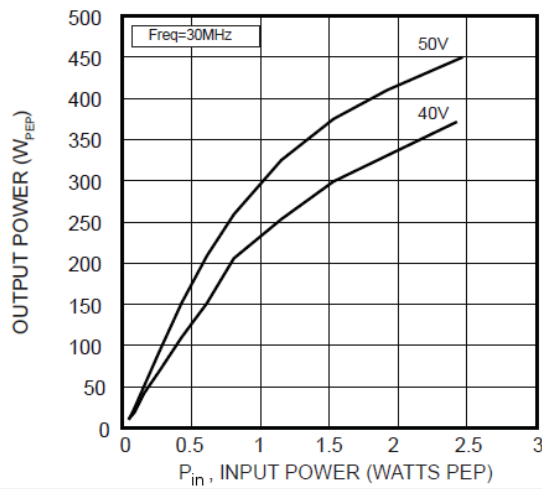
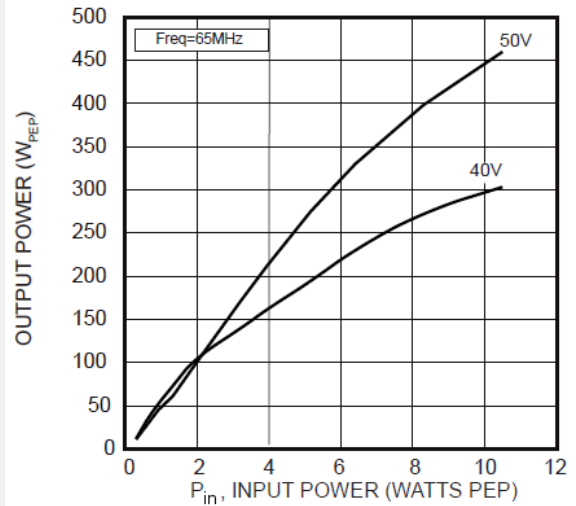


Figure 1-8. P_{IN} vs. P_{OUT}



The following table shows the typical Class AB large signal input-output impedance for the VRF2933(MP) device.

Table 1-6. Typical Class AB Large Signal Input–Output Impedance

Frequency (MHz)	Z_{in}	Z_{out}
2	23.6 - j 5.5	4.0 - j 0.1
13.5	7.6 - j 10.1	3.9 - j 0.6
27.1	3.5 - j 6.0	3.7 - j 1.1
40.7	2.5 - j 4.0	3.3 - j 1.5
65	1.95 - j 2.07	2.6 - j 1.9
100	1.8 - j 0.66	1.76 - j 0.2
150	1.78 + j 0.5	1.03 + j 1.7

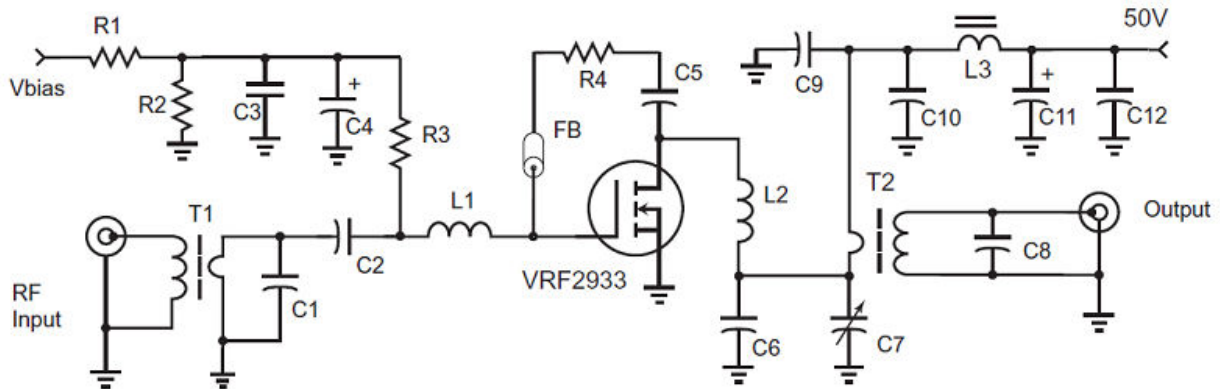
Notes:

- Z_{in} — Gate shunted with 25 Ω
- $I_{dq} = 250$ mA
- Z_{OL} — Conjugate of optimum load for 300 W output at $V_{dd} = 50$ V
- $j = \sqrt{-1}$

2. Test Circuits

The following figure shows the test circuit of the VRF2933 device.

Figure 2-1. 30 MHz Test Circuit



C1 1800pF ATC100B ceramic
 C2, C3, C5, C9, C10, C12 0.1uF 100V
 C6 680 pF metal clad 500V mica
 C7 ARCO 467 mica trimmer
 C8 100 pF ATC 100E ceramic
 C4, C11 10uF 100V Electrolytic
 FB small ferrite bead $\mu_i = 125$
 L1 20 nH 2t #18 0.188" d .2" l
 L2 38 nH - 2.5t #14 enam. .25" dia.

L3 2t #16 on 2x 267300081 .5" bead
 R1-R2 1k Ohm 1/4W
 R3 100 Ohm 1W
 R4 470 Ohm "low inductance" 3W
 T1 16:1 transformer 4t #20 teflon on
 RF Parts Co. T1/2 transformer core
 T2 9:1 transformer 3t #16 teflon on
 RF Parts Co. T1 transformer core

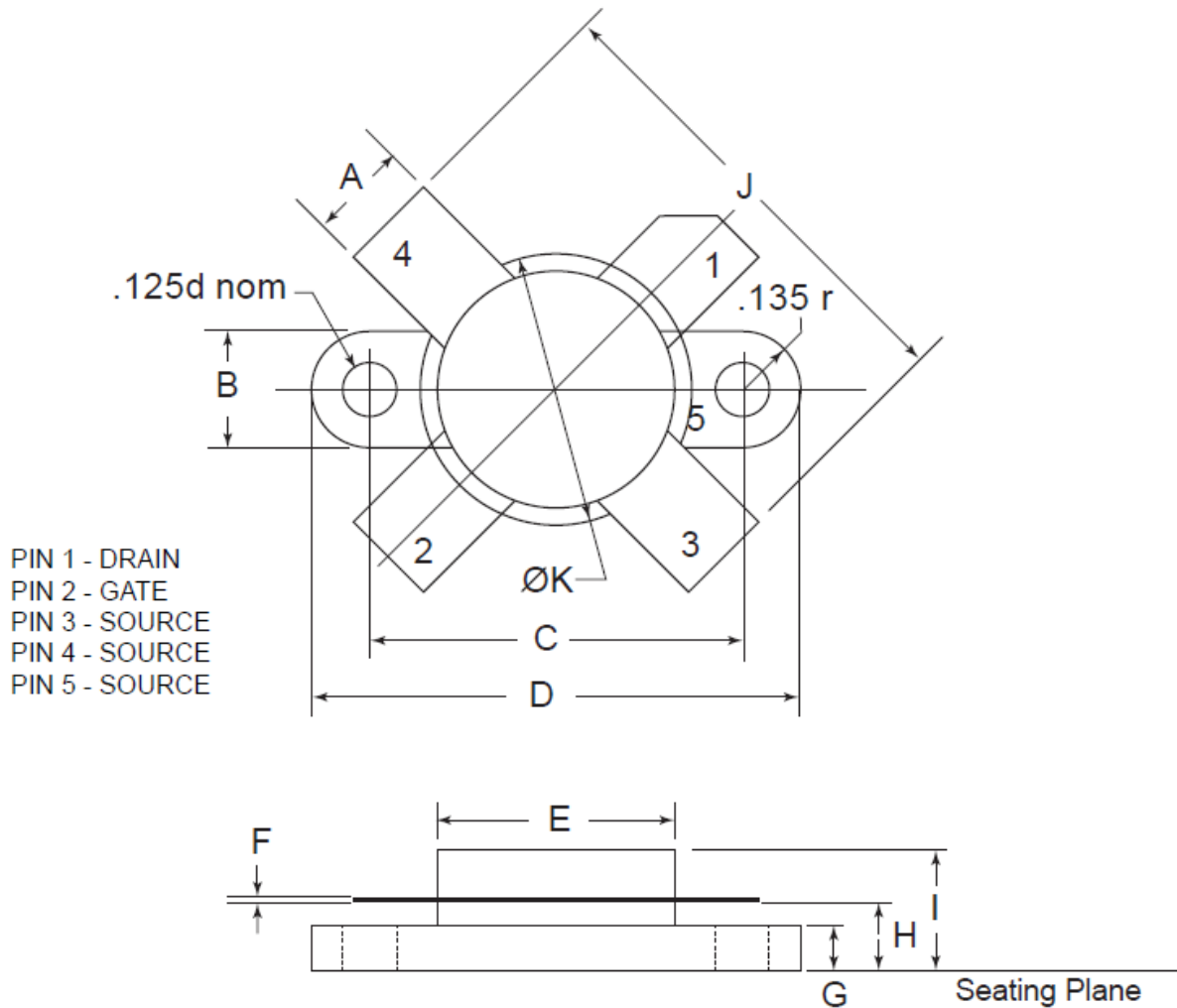
3. Package Specification

This section shows the package specification of the VRF2933(MP) device.

3.1 Package Outline Drawing

The following figure illustrates the package outline of the VRF2933(MP) device.

Figure 3-1. M177 Package Outline



Note: Hazardous Material Warning!

The ceramic portion of the device between leads and mounting flange is beryllium oxide. Beryllium oxide dust is highly toxic when inhaled. Care must be taken during handling and mounting to avoid damage to this area. These devices must never be thrown away with general industrial or domestic waste.

The following table shows the package dimensions for the VRF2933(MP) device.

Table 3-1. Package Dimensions

Dimension	Min.	Typ.	Max.
A	0.225	0.230	0.235

VRF2933, VRF2933MP

Package Specification

.....continued

Dimension	Min.	Typ.	Max.
B	0.265	0.270	0.275
C	0.860	0.865	0.870
D	1.130	1.135	1.140
E	0.545	0.550	0.555
F	0.003	0.005	0.007
G	0.098	0.103	0.108
H	0.150	0.160	0.170
I			0.280
J	1.080	1.100	1.120
K	0.625	0.630	0.635

4. Matched Pair Part Marking

Adding MP at the end of part number specifies a matched pair where $V_{GS(TH)}$ is matched between the two parts. V_{TH} range codes are marked on the devices per the following table.

Table 4-1. V_{TH} Range Codes

Code	V_{TH} Range	Code	V_{TH} Range
A	2.900–2.975	M	3.650–3.725
B	2.975–3.050	N	3.725–3.800
C	3.050–3.125	P	3.800–3.875
D	3.125–3.200	R	3.875–3.950
E	3.200–3.275	S	3.950–4.025
F	3.275–3.350	T	4.025–4.100
G	3.350–3.425	W	4.100–4.175
H	3.425–3.500	X	4.175–4.250
J	3.500–3.575	Y	4.250–4.325
K	3.575–3.650	Z	4.325–4.400

Note: V_{TH} values are based on Microchip measurements at datasheet conditions with an accuracy of 1.0%.

5. Revision History

Table 5-1. Revision History

Revision	Date	Description
A	02/2022	<ul style="list-style-type: none">• Document migrated from Microsemi template to Microchip template; Assigned Microchip literature number DS-00004434A, which replaces the previous Microsemi literature number 050-4941.• Reduced $V_{DS(on)}$ limit from 2.7 V max. to 2.4 V max.
Initial releases (Microsemi Revisions A through K)	12/2006 – 10/2020	Previous releases.

The Microchip Website

Microchip provides online support via our website at www.microchip.com/. This website is used to make files and information easily available to customers. Some of the content available includes:

- **Product Support** – Data sheets and errata, application notes and sample programs, design resources, user's guides and hardware support documents, latest software releases and archived software
- **General Technical Support** – Frequently Asked Questions (FAQs), technical support requests, online discussion groups, Microchip design partner program member listing
- **Business of Microchip** – Product selector and ordering guides, latest Microchip press releases, listing of seminars and events, listings of Microchip sales offices, distributors and factory representatives

Product Change Notification Service

Microchip's product change notification service helps keep customers current on Microchip products. Subscribers will receive email notification whenever there are changes, updates, revisions or errata related to a specified product family or development tool of interest.

To register, go to www.microchip.com/pcn and follow the registration instructions.

Customer Support

Users of Microchip products can receive assistance through several channels:

- Distributor or Representative
- Local Sales Office
- Embedded Solutions Engineer (ESE)
- Technical Support

Customers should contact their distributor, representative or ESE for support. Local sales offices are also available to help customers. A listing of sales offices and locations is included in this document.

Technical support is available through the website at: www.microchip.com/support

Microchip Devices Code Protection Feature

Note the following details of the code protection feature on Microchip products:

- Microchip products meet the specifications contained in their particular Microchip Data Sheet.
- Microchip believes that its family of products is secure when used in the intended manner, within operating specifications, and under normal conditions.
- Microchip values and aggressively protects its intellectual property rights. Attempts to breach the code protection features of Microchip product is strictly prohibited and may violate the Digital Millennium Copyright Act.
- Neither Microchip nor any other semiconductor manufacturer can guarantee the security of its code. Code protection does not mean that we are guaranteeing the product is "unbreakable". Code protection is constantly evolving. Microchip is committed to continuously improving the code protection features of our products.

Legal Notice

This publication and the information herein may be used only with Microchip products, including to design, test, and integrate Microchip products with your application. Use of this information in any other manner violates these terms. Information regarding device applications is provided only for your convenience and may be superseded by updates. It is your responsibility to ensure that your application meets with your specifications. Contact your local Microchip sales office for additional support or, obtain additional support at www.microchip.com/en-us/support/design-help/client-support-services.

THIS INFORMATION IS PROVIDED BY MICROCHIP "AS IS". MICROCHIP MAKES NO REPRESENTATIONS OR WARRANTIES OF ANY KIND WHETHER EXPRESS OR IMPLIED, WRITTEN OR ORAL, STATUTORY OR OTHERWISE, RELATED TO THE INFORMATION INCLUDING BUT NOT LIMITED TO ANY IMPLIED WARRANTIES OF NON-INFRINGEMENT, MERCHANTABILITY, AND FITNESS FOR A PARTICULAR PURPOSE, OR WARRANTIES RELATED TO ITS CONDITION, QUALITY, OR PERFORMANCE.

IN NO EVENT WILL MICROCHIP BE LIABLE FOR ANY INDIRECT, SPECIAL, PUNITIVE, INCIDENTAL, OR CONSEQUENTIAL LOSS, DAMAGE, COST, OR EXPENSE OF ANY KIND WHATSOEVER RELATED TO THE INFORMATION OR ITS USE, HOWEVER CAUSED, EVEN IF MICROCHIP HAS BEEN ADVISED OF THE POSSIBILITY OR THE DAMAGES ARE FORESEEABLE. TO THE FULLEST EXTENT ALLOWED BY LAW, MICROCHIP'S TOTAL LIABILITY ON ALL CLAIMS IN ANY WAY RELATED TO THE INFORMATION OR ITS USE WILL NOT EXCEED THE AMOUNT OF FEES, IF ANY, THAT YOU HAVE PAID DIRECTLY TO MICROCHIP FOR THE INFORMATION.

Use of Microchip devices in life support and/or safety applications is entirely at the buyer's risk, and the buyer agrees to defend, indemnify and hold harmless Microchip from any and all damages, claims, suits, or expenses resulting from such use. No licenses are conveyed, implicitly or otherwise, under any Microchip intellectual property rights unless otherwise stated.

Trademarks

The Microchip name and logo, the Microchip logo, Adaptec, AnyRate, AVR, AVR logo, AVR Freaks, BesTime, BitCloud, CryptoMemory, CryptoRF, dsPIC, flexPWR, HELDO, IGLOO, JukeBlox, KeeLoq, Klear, LANCheck, LinkMD, maXStylus, maXTouch, MediaLB, megaAVR, Microsemi, Microsemi logo, MOST, MOST logo, MPLAB, OptoLyzer, PIC, picoPower, PICSTART, PIC32 logo, PolarFire, Prochip Designer, QTouch, SAM-BA, SenGenuity, SpyNIC, SST, SST Logo, SuperFlash, Symmetricom, SyncServer, Tachyon, TimeSource, tinyAVR, UNI/O, Vectron, and XMEGA are registered trademarks of Microchip Technology Incorporated in the U.S.A. and other countries.

AgileSwitch, APT, ClockWorks, The Embedded Control Solutions Company, EtherSynch, Flashtec, Hyper Speed Control, HyperLight Load, IntellIMOS, Libero, motorBench, mTouch, Powermite 3, Precision Edge, ProASIC, ProASIC Plus, ProASIC Plus logo, Quiet- Wire, SmartFusion, SyncWorld, Temux, TimeCesium, TimeHub, TimePictra, TimeProvider, TrueTime, WinPath, and ZL are registered trademarks of Microchip Technology Incorporated in the U.S.A.

Adjacent Key Suppression, AKS, Analog-for-the-Digital Age, Any Capacitor, AnyIn, AnyOut, Augmented Switching, BlueSky, BodyCom, CodeGuard, CryptoAuthentication, CryptoAutomotive, CryptoCompanion, CryptoController, dsPICDEM, dsPICDEM.net, Dynamic Average Matching, DAM, ECAN, Espresso T1S, EtherGREEN, GridTime, IdealBridge, In-Circuit Serial Programming, ICSP, INICnet, Intelligent Paralleling, Inter-Chip Connectivity, JitterBlocker, Knob-on-Display, maxCrypto, maxView, memBrain, Mindi, MiWi, MPASM, MPF, MPLAB Certified logo, MPLIB, MPLINK, MultiTRAK, NetDetach, NVM Express, NVMe, Omniscient Code Generation, PICDEM, PICDEM.net, PICkit, PICtail, PowerSmart, PureSilicon, QMatrix, REAL ICE, Ripple Blocker, RTAX, RTG4, SAM-ICE, Serial Quad I/O, simpleMAP, SimpliPHY, SmartBuffer, SmartHLS, SMART-I.S., storClad, SQL, SuperSwitcher, SuperSwitcher II, Switchtec, SynchroPHY, Total Endurance, TSHARC, USBCheck, VariSense, VectorBlox, VeriPHY, ViewSpan, WiperLock, XpressConnect, and ZENA are trademarks of Microchip Technology Incorporated in the U.S.A. and other countries.

SQTP is a service mark of Microchip Technology Incorporated in the U.S.A.

The Adaptec logo, Frequency on Demand, Silicon Storage Technology, Symmcom, and Trusted Time are registered trademarks of Microchip Technology Inc. in other countries.

GestIC is a registered trademark of Microchip Technology Germany II GmbH & Co. KG, a subsidiary of Microchip Technology Inc., in other countries.

All other trademarks mentioned herein are property of their respective companies.

© 2022, Microchip Technology Incorporated and its subsidiaries. All Rights Reserved.

ISBN: 978-1-5224-9734-9

Quality Management System

For information regarding Microchip's Quality Management Systems, please visit www.microchip.com/quality.

Worldwide Sales and Service

AMERICAS	ASIA/PACIFIC	ASIA/PACIFIC	EUROPE
<p>Corporate Office 2355 West Chandler Blvd. Chandler, AZ 85224-6199 Tel: 480-792-7200 Tel: 480-792-7277 Technical Support: www.microchip.com/support Web Address: www.microchip.com</p> <p>Atlanta Duluth, GA Tel: 678-957-9614 Fax: 678-957-1455</p> <p>Austin, TX Tel: 512-257-3370</p> <p>Boston Westborough, MA Tel: 774-760-0087 Fax: 774-760-0088</p> <p>Chicago Itasca, IL Tel: 630-285-0071 Fax: 630-285-0075</p> <p>Dallas Addison, TX Tel: 972-818-7423 Fax: 972-818-2924</p> <p>Detroit Novi, MI Tel: 248-848-4000</p> <p>Houston, TX Tel: 281-894-5983</p> <p>Indianapolis Noblesville, IN Tel: 317-773-8323 Fax: 317-773-5453 Tel: 317-536-2380</p> <p>Los Angeles Mission Viejo, CA Tel: 949-462-9523 Fax: 949-462-9608 Tel: 951-273-7800</p> <p>Raleigh, NC Tel: 919-844-7510</p> <p>New York, NY Tel: 631-435-6000</p> <p>San Jose, CA Tel: 408-735-9110 Tel: 408-436-4270</p> <p>Canada - Toronto Tel: 905-695-1980 Fax: 905-695-2078</p>	<p>Australia - Sydney Tel: 61-2-9868-6733</p> <p>China - Beijing Tel: 86-10-8569-7000</p> <p>China - Chengdu Tel: 86-28-8665-5511</p> <p>China - Chongqing Tel: 86-23-8980-9588</p> <p>China - Dongguan Tel: 86-769-8702-9880</p> <p>China - Guangzhou Tel: 86-20-8755-8029</p> <p>China - Hangzhou Tel: 86-571-8792-8115</p> <p>China - Hong Kong SAR Tel: 852-2943-5100</p> <p>China - Nanjing Tel: 86-25-8473-2460</p> <p>China - Qingdao Tel: 86-532-8502-7355</p> <p>China - Shanghai Tel: 86-21-3326-8000</p> <p>China - Shenyang Tel: 86-24-2334-2829</p> <p>China - Shenzhen Tel: 86-755-8864-2200</p> <p>China - Suzhou Tel: 86-186-6233-1526</p> <p>China - Wuhan Tel: 86-27-5980-5300</p> <p>China - Xian Tel: 86-29-8833-7252</p> <p>China - Xiamen Tel: 86-592-2388138</p> <p>China - Zhuhai Tel: 86-756-3210040</p>	<p>India - Bangalore Tel: 91-80-3090-4444</p> <p>India - New Delhi Tel: 91-11-4160-8631</p> <p>India - Pune Tel: 91-20-4121-0141</p> <p>Japan - Osaka Tel: 81-6-6152-7160</p> <p>Japan - Tokyo Tel: 81-3-6880-3770</p> <p>Korea - Daegu Tel: 82-53-744-4301</p> <p>Korea - Seoul Tel: 82-2-554-7200</p> <p>Malaysia - Kuala Lumpur Tel: 60-3-7651-7906</p> <p>Malaysia - Penang Tel: 60-4-227-8870</p> <p>Philippines - Manila Tel: 63-2-634-9065</p> <p>Singapore Tel: 65-6334-8870</p> <p>Taiwan - Hsin Chu Tel: 886-3-577-8366</p> <p>Taiwan - Kaohsiung Tel: 886-7-213-7830</p> <p>Taiwan - Taipei Tel: 886-2-2508-8600</p> <p>Thailand - Bangkok Tel: 66-2-694-1351</p> <p>Vietnam - Ho Chi Minh Tel: 84-28-5448-2100</p>	<p>Austria - Wels Tel: 43-7242-2244-39 Fax: 43-7242-2244-393</p> <p>Denmark - Copenhagen Tel: 45-4485-5910 Fax: 45-4485-2829</p> <p>Finland - Espoo Tel: 358-9-4520-820</p> <p>France - Paris Tel: 33-1-69-53-63-20 Fax: 33-1-69-30-90-79</p> <p>Germany - Garching Tel: 49-8931-9700</p> <p>Germany - Haan Tel: 49-2129-3766400</p> <p>Germany - Heilbronn Tel: 49-7131-72400</p> <p>Germany - Karlsruhe Tel: 49-721-625370</p> <p>Germany - Munich Tel: 49-89-627-144-0 Fax: 49-89-627-144-44</p> <p>Germany - Rosenheim Tel: 49-8031-354-560</p> <p>Israel - Ra'anana Tel: 972-9-744-7705</p> <p>Italy - Milan Tel: 39-0331-742611 Fax: 39-0331-466781</p> <p>Italy - Padova Tel: 39-049-7625286</p> <p>Netherlands - Druen Tel: 31-416-690399 Fax: 31-416-690340</p> <p>Norway - Trondheim Tel: 47-72884388</p> <p>Poland - Warsaw Tel: 48-22-3325737</p> <p>Romania - Bucharest Tel: 40-21-407-87-50</p> <p>Spain - Madrid Tel: 34-91-708-08-90 Fax: 34-91-708-08-91</p> <p>Sweden - Gothenberg Tel: 46-31-704-60-40</p> <p>Sweden - Stockholm Tel: 46-8-5090-4654</p> <p>UK - Wokingham Tel: 44-118-921-5800 Fax: 44-118-921-5820</p>

Looking for pricing, stock, or lifecycle information?

Click below to explore more details on WIN SOURCE:

- ⊖ [View VRF2933 on WIN SOURCE](#)
- ⊖ [Microchip Technology](#) Information

Optimize Your Supply Chain with WIN SOURCE Solutions

- ✓ Global Sourcing Solution
- ✓ Obsolete Management
- ✓ Cost Control Management
- ✓ Shortage Management
- ✓ Alternative Solution
- ✓ Excess Inventory Management