

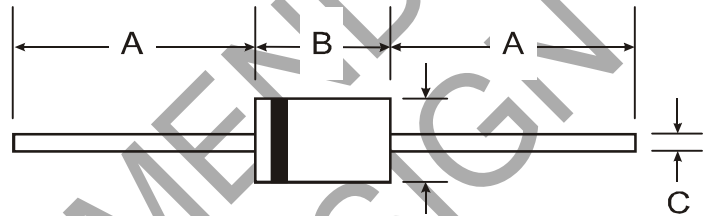


**THE DATASHEET OF
1N5402-T**



Features

- Diffused Junction
- High Current Capability and Low Forward Voltage Drop
- Surge Overload Rating to 200A Peak
- Low Reverse Leakage Current
- **Lead Free Finish, RoHS Compliant (Note 3)**



Mechanical Data

- Case: DO-201AD
- Case Material: Molded Plastic. UL Flammability Classification Rating 94V-0
- Moisture Sensitivity: Level 1 per J-STD-020C
- Terminals: Finish — Tin. Plated Leads Solderable per MIL-STD-202, Method 208 (E3)
- Polarity: Cathode Band
- Marking: Type Number
- Weight: 1.1 grams (approximate)

SMB		
Dim	Min	Max
A	25.4	-
B	7.20	9.50
C	1.20	1.30
D	4.80	5.30
All Dimensions in mm		

Maximum Ratings and Electrical Characteristics @T_A = 25°C unless otherwise specified

Single phase, half wave, 60Hz, resistive or inductive load.
For capacitive load, derate current by 20%.

Characteristic	Symbol	1N 5400	1N 5401	1N 5402	1N 5404	1N 5406	1N 5407	1N 5408	Unit
Peak Repetitive Reverse Voltage	V _{RRM}								
Working Peak Reverse Voltage	V _{RWM}	50	100	200	400	600	800	1000	V
DC Blocking Voltage	V _R								
RMS Reverse Voltage	V _{R(RMS)}	35	70	140	280	420	560	700	V
Average Rectified Output Current @ T _A = 105°C (Note 1)	I _O	3.0							A
Non-Repetitive Peak Forward Surge Current 8.3ms Single half sine-wave superimposed on rated load	I _{FSM}	200							A
Forward Voltage @ I _F = 3.0A	V _{FM}	1.0							V
Peak Reverse Current @ T _A = 25°C	I _{RM}	10							μA
at Rated DC Blocking Voltage @ T _A = 150°C		100							
Typical Total Capacitance (Note 2)	C _T	50				25			pF
Typical Thermal Resistance Junction to Ambient	R _{θJA}	15							°C/W
Operating and Storage Temperature Range	T _j , T _{STG}	-65 to +150							°C

- Notes:
1. Valid provided that leads are kept at ambient temperature at a distance of 9.5mm from the case.
 2. Measured at 1.0MHz and applied reverse voltage of 4.0V DC.
 3. RoHS revision 13.2.2003. Glass and high temperature solder exemptions applied, see *EU Directive Annex Notes 5 and 7*.

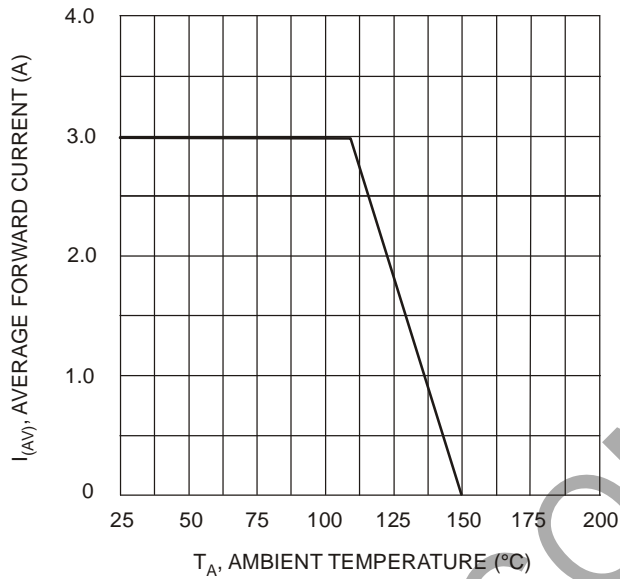


Fig. 1 Forward Current Derating Curve

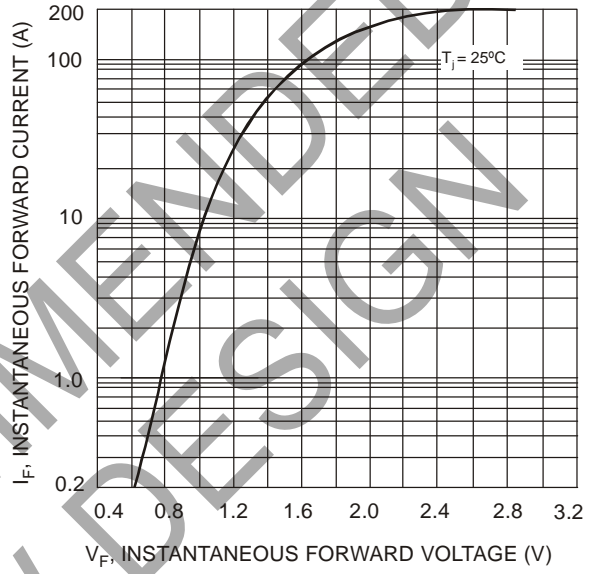


Fig. 2 Typical Forward Characteristics

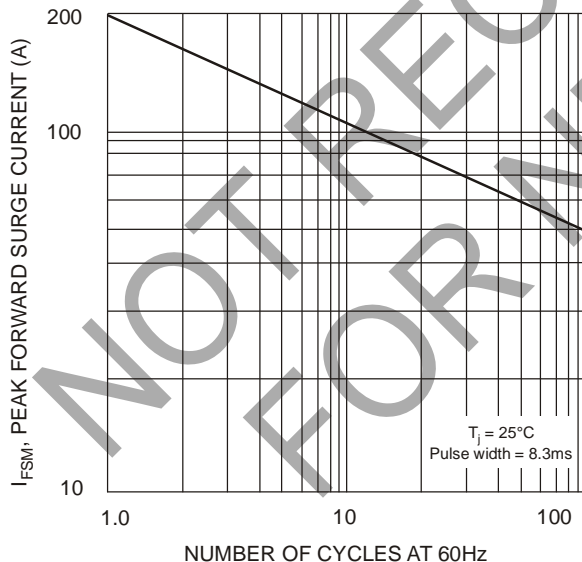


Fig. 3 Maximum Non-Repetitive Surge Current

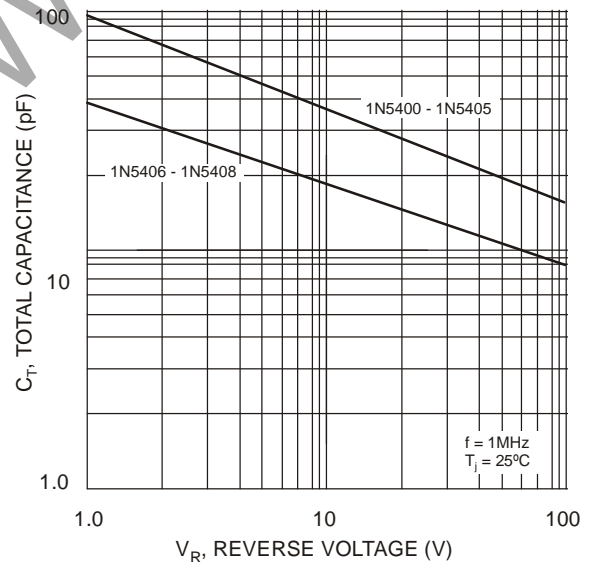


Fig. 4 Typical Total Capacitance

Ordering Information (Note 4)

Device	Packaging	Shipping
1N5400-B	DO-201AD	500 Bulk
1N5400-T	DO-201AD	1.2K/Tape & Reel, 13 inch
1N5401-B	DO-201AD	500 Bulk
1N5401-T	DO-201AD	1.2K/Tape & Reel, 13 inch
1N5402-B	DO-201AD	500 Bulk
1N5402-T	DO-201AD	1.2K/Tape & Reel, 13 inch
1N5404-B	DO-201AD	500 Bulk
1N5404-T	DO-201AD	1.2K/Tape & Reel, 13 inch
1N5406-B	DO-201AD	500 Bulk
1N5406-T	DO-201AD	1.2K/Tape & Reel, 13 inch
1N5407-B	DO-201AD	500 Bulk
1N5407-T	DO-201AD	1.2K/Tape & Reel, 13 inch
1N5408-B	DO-201AD	500 Bulk
1N5408-T	DO-201AD	1.2K/Tape & Reel, 13 inch

Notes: 4. For Packaging Details, go to our website at <http://www.diodes.com/datasheets/ap02008.pdf>.

IMPORTANT NOTICE



Diodes Incorporated and its subsidiaries reserve the right to make modifications, enhancements, improvements, corrections or other changes without further notice to any product herein. Diodes Incorporated does not assume any liability arising out of the application or use of any product described herein; neither does it convey any license under its patent rights, nor the rights of others. The user of products in such applications shall assume all risks of such use and will agree to hold Diodes Incorporated and all the companies whose products are represented on our website, harmless against all damages.

LIFE SUPPORT

Diodes Incorporated products are not authorized for use as critical components in life support devices or systems without the expressed written approval of the President of Diodes Incorporated.

Looking for pricing, stock, or lifecycle information?

Click below to explore more details on WIN SOURCE:

-  [View 1N5402-T on WIN SOURCE](#)
-  [Diodes Incorporated Information](#)

Optimize Your Supply Chain with WIN SOURCE Solutions

-  Global Sourcing Solution
-  Obsolete Management
-  Cost Control Management
-  Shortage Management
-  Alternative Solution
-  Excess Inventory Management