



**THE DATASHEET OF
2020-23T-C2LF**





Features

- Fast acting
- Balanced
- Stable breakdown throughout life
- Designed to operate with TBU® devices
- RoHS compliant* versions available

Applications

- Telecommunications
- Industrial electronics
- Avionics

2020 T-Series - Fast Acting 3-Electrode Miniature GDT

Characteristics

Test Methods per ITU-T K.12, IEEE C62.31 and IEC 61643-311 GDT standards.

Characteristic	Model No.		
	2020-15T	2020-23T	2020-42T
Initial DC Sparkover (100 V/s) Typical	150 V	230 V	420 V
Minimum DC Sparkover (100 V/s) Throughout Service Life	60 V	180 V	360 V
Maximum Impulse Sparkover ⁽¹⁾ (5 kV/μs) Throughout Service Life	500 V	650 V	850 V

⁽¹⁾ Impulse Sparkover voltage is defined as typical values of distribution.

Additional Information

Click these links for more information:



Impulse Transverse Delay	1000 V/μs	< 75 ns
Insulation Resistance (IR)	50 V / 100 V	> 10 ⁹ Ω
Glow Voltage	10 mA	~ 70 V
Arc Voltage	>1 A	~ 10 V
Glow-Arc Transition Current		< 0.5 A
Capacitance	1 MHz	< 2 pF
DC Holdover Voltage (Network Applied per ITU-T K.12)		
2020-15T	52 V	< 150 ms
2020-23T	80 V	< 150 ms
2020-42T	135 V	< 150 ms
Service Life ⁽²⁾	8/20 μs, 10 kA	1 operation
	10/1000 μs, 1 kV, 200 A	100 operations ⁽³⁾
	2/10 μs, 6 kV, 2000 A	10 operations ⁽³⁾
	10/700 μs, 6 kV, 300 A	50 operations ⁽³⁾
	8/20 μs, 500 A, 1.2/50 μs, 500 V	150 operations ⁽³⁾
	600 V, 10 Arms, 0.2 sec	10 operations
	600 Vrms, 0.5 A - 60 A	Fail-Short activates ⁽⁴⁾
	230 Vrms, 0.5 A-25 A	Fail-Short activates ⁽⁴⁾
Operating Temperature Range		-40 °C to +90 °C
Storage Temperature Range		-55 °C to +90 °C
Moisture Sensitivity Level		1
ESD Classification (HBM)		6

Notes:

⁽²⁾ The rated discharge current is the total current equally divided between each line to ground.

⁽³⁾ Surge polarity should be reversed between consecutive surges (+, -, +, -)

⁽⁴⁾ Applies only to GDT with optional Fail-Short. GDT operates and will survive with Fail-Short activation.

- At delivery AQL 0.65 Level II, DIN ISO 2859.
- Models with the optional Fail-Short assembly activate at low temperature (215 °C – 217 °C) when required. These models are designed to be soldered either manually or using a selective soldering process that does not exceed 210 °C, below the temperature that the Fail-Short assembly would activate.



WARNING Cancer and Reproductive Harm - www.P65Warnings.ca.gov

"TBU" is a registered trademark of Bourns, Inc. in the United States and other countries.

*RoHS Directive 2015/863, Mar 31, 2015 and Annex.

Specifications are subject to change without notice.

Users should verify actual device performance in their specific applications.

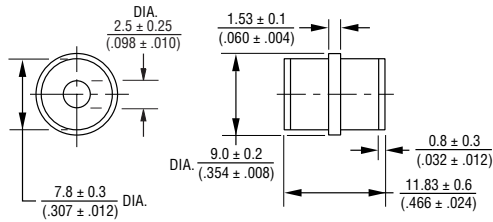
The products described herein and this document are subject to specific legal disclaimers as set forth on the last page of this document, and at www.bourns.com/docs/legal/disclaimer.pdf.

2020 T-Series - Fast Acting 3-Electrode Miniature GDT

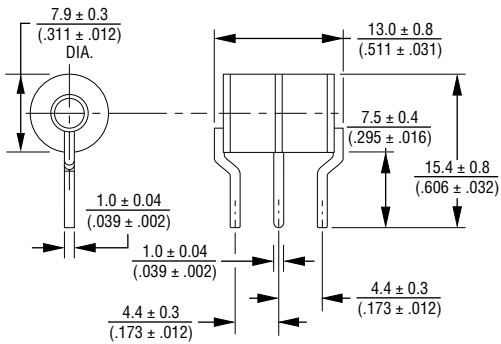
BOURNS®

Product Dimensions (additional lead form configurations available upon request)

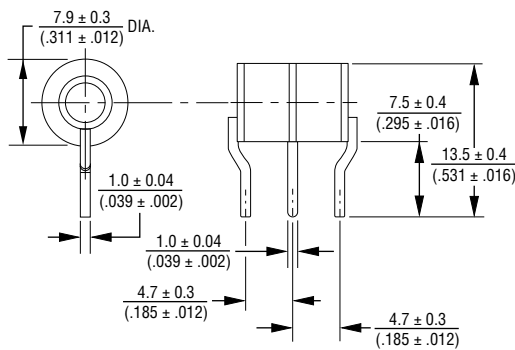
2020-xxT-A1



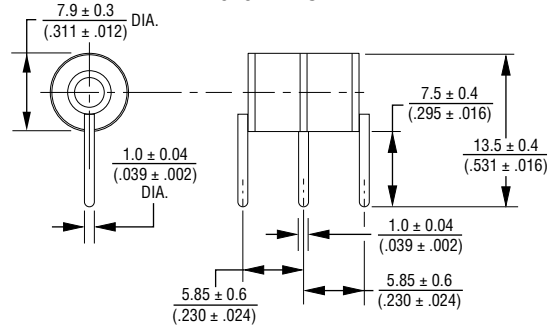
2020-xxT-C2



2020-xxT-C3

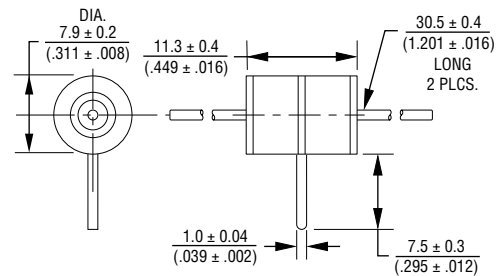


2020-xxT-C4

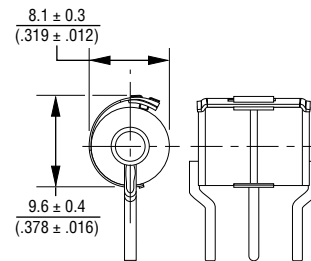


2020-xxT-C

1.0 ± 0.08 mm ($.039 \pm .003$ in.) dia. lead wire



**FAIL-SHORT CONFIGURATION
2020-xxT-C2F SHOWN**



DIMENSIONS: $\frac{\text{MM}}{\text{(INCHES)}}$

UNITS WITH LEADS ARE BASED ON THE 2020-xxT-A1 BODY.

Specifications are subject to change without notice.

Users should verify actual device performance in their specific applications.

The products described herein and this document are subject to specific legal disclaimers as set forth on the last page of this document, and at www.bourns.com/docs/legal/disclaimer.pdf.

2020 T-Series - Fast Acting 3-Electrode Miniature GDT



How to Order

2020 - xxT - x x F LF

Model Number Designator _____

Voltage (Divided by 10) _____

15 = 150 V
23 = 230 V
42 = 420 V

Leads _____

A = None/Cassette Applications
C = 1 mm Dia. Leads/Through-hole

Lead Shape _____

(See Product Dimension Drawings)

Fail-Short Option _____

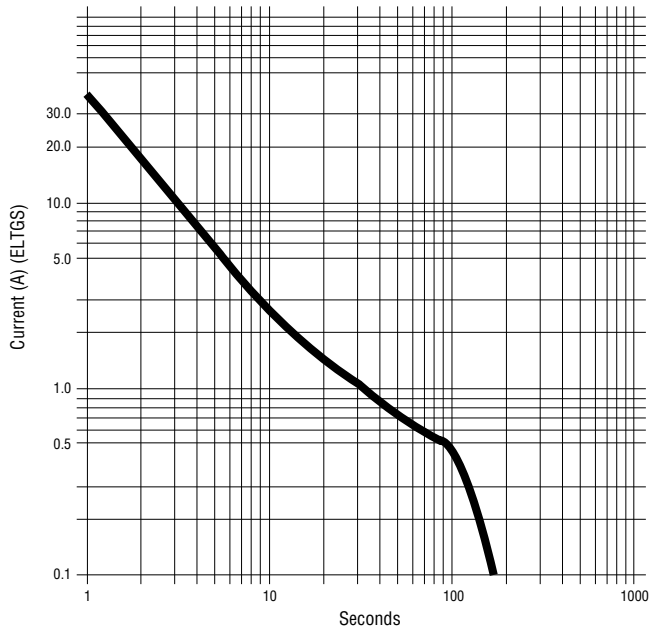
Blank = Standard Product
F = With Fail-Short Mechanism

RoHS Compliant Option _____

Blank = Standard Product
LF = RoHS Compliant Product

Model 2020-xxT ships in standard bulk pack, 100 pcs./tray.

Switch-Grade Fail-Short Device Shorting Curve



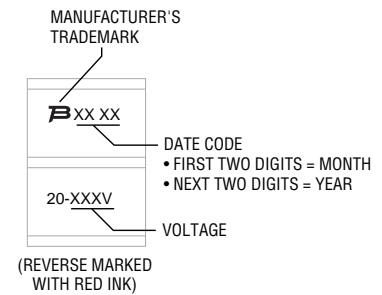
ELTGS = Each Line to Ground Simultaneously

NOTE: When using a GDT fail-short device, it is imperative that all components associated and connected to the GDT with failsafe be tested in their respective completely integrated environment (finished product) to ensure desired operation.

Packaging Specifications

Model	Standard Packaging Quantity		
	Bulk (Bag)	Tray	Box
2020-xxT-A1	250		1000
2020-xxT-C		100	1000
2020-xxT-C2		100	1000
2020-xxT-C3		100	1000
2020-xxT-C4		100	1000

Typical Part Marking



Applications

Port Protection	GDT Device P/N	TBU® Device P/N
CanBus	2020-23T	TBU-CA065-100-WH
RS232	2020-23T	TBU-CA065-200-WH
RS422	2020-23T	TBU-CA065-200-WH
RS485	2020-23T	TBU-CA065-200-WH
RS485	2020-42T	TBU-CA065-200-WH
SDI	2020-23T	TBU-CA065-100-WH
VDSL	2020-15T	TBU-CA065-500-WH



Asia-Pacific: Tel: +886-2 2562-4117

Email: asiacus@bourns.com

EMEA: Tel: +36 88 885 877

Email: eurocus@bourns.com

The Americas: Tel: +1-951 781-5500

Email: americus@bourns.com

www.bourns.com

REV. K 02/19

Specifications are subject to change without notice.

Users should verify actual device performance in their specific applications.

The products described herein and this document are subject to specific legal disclaimers as set forth on the last page of this document, and at www.bourns.com/docs/legal/disclaimer.pdf.

This legal disclaimer applies to purchasers and users of Bourns® products manufactured by or on behalf of Bourns, Inc. and its affiliates (collectively, “Bourns”).

Unless otherwise expressly indicated in writing, Bourns® products and data sheets relating thereto are subject to change without notice. Users should check for and obtain the latest relevant information and verify that such information is current and complete before placing orders for Bourns® products.

The characteristics and parameters of a Bourns® product set forth in its data sheet are based on laboratory conditions, and statements regarding the suitability of products for certain types of applications are based on Bourns’ knowledge of typical requirements in generic applications. The characteristics and parameters of a Bourns® product in a user application may vary from the data sheet characteristics and parameters due to (i) the combination of the Bourns® product with other components in the user’s application, or (ii) the environment of the user application itself. The characteristics and parameters of a Bourns® product also can and do vary in different applications and actual performance may vary over time. Users should always verify the actual performance of the Bourns® product in their specific devices and applications, and make their own independent judgments regarding the amount of additional test margin to design into their device or application to compensate for differences between laboratory and real world conditions.

Unless Bourns has explicitly designated an individual Bourns® product as meeting the requirements of a particular industry standard (e.g., ISO/TS 16949) or a particular qualification (e.g., UL listed or recognized), Bourns is not responsible for any failure of an individual Bourns® product to meet the requirements of such industry standard or particular qualification. Users of Bourns® products are responsible for ensuring compliance with safety-related requirements and standards applicable to their devices or applications.

Bourns® products are not recommended, authorized or intended for use in nuclear, lifesaving, life-critical or life-sustaining applications, nor in any other applications where failure or malfunction may result in personal injury, death, or severe property or environmental damage. Unless expressly and specifically approved in writing by two authorized Bourns representatives on a case-by-case basis, use of any Bourns® products in such unauthorized applications might not be safe and thus is at the user’s sole risk. Life-critical applications include devices identified by the U.S. Food and Drug Administration as Class III devices and generally equivalent classifications outside of the United States.

Bourns expressly identifies those Bourns® standard products that are suitable for use in automotive applications on such products’ data sheets in the section entitled “Applications.” Unless expressly and specifically approved in writing by two authorized Bourns representatives on a case-by-case basis, use of any other Bourns® standard products in an automotive application might not be safe and thus is not recommended, authorized or intended and is at the user’s sole risk. If Bourns expressly identifies a sub-category of automotive application in the data sheet for its standard products (such as infotainment or lighting), such identification means that Bourns has reviewed its standard product and has determined that if such Bourns® standard product is considered for potential use in automotive applications, it should only be used in such sub-category of automotive applications. Any reference to Bourns® standard product in the data sheet as compliant with the AEC-Q standard or “automotive grade” does not by itself mean that Bourns has approved such product for use in an automotive application.

Bourns® standard products are not tested to comply with United States Federal Aviation Administration standards generally or any other generally equivalent governmental organization standard applicable to products designed or manufactured for use in aircraft or space applications. Bourns expressly identifies Bourns® standard products that are suitable for use in aircraft or space applications on such products’ data sheets in the section entitled “Applications.” Unless expressly and specifically approved in writing by two authorized Bourns representatives on a case-by-case basis, use of any other Bourns® standard product in an aircraft or space application might not be safe and thus is not recommended, authorized or intended and is at the user’s sole risk.

The use and level of testing applicable to Bourns® custom products shall be negotiated on a case-by-case basis by Bourns and the user for which such Bourns® custom products are specially designed. Absent a written agreement between Bourns and the user regarding the use and level of such testing, the above provisions applicable to Bourns® standard products shall also apply to such Bourns® custom products.

Users shall not sell, transfer, export or re-export any Bourns® products or technology for use in activities which involve the design, development, production, use or stockpiling of nuclear, chemical or biological weapons or missiles, nor shall they use Bourns® products or technology in any facility which engages in activities relating to such devices. The foregoing restrictions apply to all uses and applications that violate national or international prohibitions, including embargos or international regulations. Further, Bourns® products and Bourns technology and technical data may not under any circumstance be exported or re-exported to countries subject to international sanctions or embargoes. Bourns® products may not, without prior authorization from Bourns and/or the U.S. Government, be resold, transferred, or re-exported to any party not eligible to receive U.S. commodities, software, and technical data.

To the maximum extent permitted by applicable law, Bourns disclaims (i) any and all liability for special, punitive, consequential, incidental or indirect damages or lost revenues or lost profits, and (ii) any and all implied warranties, including implied warranties of fitness for particular purpose, non-infringement and merchantability.

For your convenience, copies of this Legal Disclaimer Notice with German, Spanish, Japanese, Traditional Chinese and Simplified Chinese bilingual versions are available at:

Web Page: <http://www.bourns.com/legal/disclaimers-terms-and-policies>

PDF: <http://www.bourns.com/docs/Legal/disclaimer.pdf>

Looking for pricing, stock, or lifecycle information?

Click below to explore more details on WIN SOURCE:

 [View 2020-23T-C2LF](#) on WIN SOURCE

 [Bourns Inc.](#) Information

Optimize Your Supply Chain with WIN SOURCE Solutions

-  Global Sourcing Solution
-  Obsolete Management
-  Cost Control Management
-  Shortage Management
-  Alternative Solution
-  Excess Inventory Management