



**THE DATASHEET OF
BCX19TA**



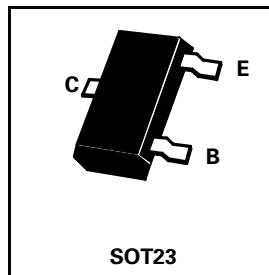
SOT23 NPN SILICON PLANAR MEDIUM POWER TRANSISTOR

BCX19

ISSUE 4 – MARCH 2001

PARTMARKING DETAILS – BCX19 - U1
BCX19R - U4

COMPLEMENTARY TYPES - BCX17



ABSOLUTE MAXIMUM RATINGS.

PARAMETER	SYMBOL	VALUE	UNIT
Collector-Emitter Voltage	V_{CES}	50	V
Collector-Emitter Voltage	V_{CEO}	45	V
Emitter-Base Voltage	V_{EBO}	5	V
Peak Pulse Current	I_{CM}	1000	mA
Continuous Collector Current	I_C	500	mA
Base Current	I_B	100	mA
Peak Base Current	I_{BM}	200	mA
Power Dissipation at $T_{amb}=25^{\circ}C$	P_{TOT}	330	mW
Operating and Storage Temperature Range	$T_j; T_{stg}$	-55 to +150	$^{\circ}C$



ELECTRICAL CHARACTERISTICS (at $T_{amb} = 25^{\circ}C$ unless otherwise stated).

PARAMETER	SYMBOL	MIN.	TYP.	MAX.	UNIT	CONDITIONS.
Collector-Base Cut-Off Current	I_{CBO}			100 200	nA μA	$V_{CB}=20V$ $V_{CB}=20V, T_j=150^{\circ}C$
Emitter-Base Cut-Off Current	I_{EBO}			10	μA	$V_{EB}=5V$
Base-Emitter Voltage	V_{BE}			1.2	V	$I_C=500mA, V_{CE}=1V^*$
Collector-Emitter Saturation Voltage	$V_{CE(sat)}$			620	mV	$I_C=500mA, I_B=50mA^*$
Static Forward Current Transfer Ratio	h_{FE}	100 70 40		600		$I_C=100mA, V_{CE}=1V$ $I_C=300mA, V_{CE}=1V^*$ $I_C=500mA, V_{CE}=1V^*$
Transition Frequency	f_T		200		MHz	$I_C=10mA, V_{CE}=5V$ $f=35MHz$
Output Capacitance	C_{obo}		5.0		pF	$V_{CB}=10V, f=1MHz$






*Measured under pulsed conditions.

Looking for pricing, stock, or lifecycle information?

Click below to explore more details on WIN SOURCE:

-  [View BCX19TA on WIN SOURCE](#)
-  [Diodes Incorporated Information](#)

Optimize Your Supply Chain with WIN SOURCE Solutions

-  Global Sourcing Solution
-  Obsolete Management
-  Cost Control Management
-  Shortage Management
-  Alternative Solution
-  Excess Inventory Management