



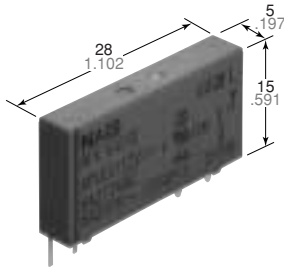
THE DATASHEET OF APE1004H



Panasonic
ideas for life

THE SLIM POWER RELAY

PE RELAYS
(APE)



FEATURES

- **Slim size**
28 mm (L)×5 mm (W)×15 mm (H)
1.102 inch (L)×.197 inch (W)×.591 inch (H)
permits high density mounting
- **Wide switching capacity:**
100 mA/12 V DC-6A/250 V AC
- **High sensitivity: 170mW**
- **High breakdown (4,000 V) and surge (6,000 V) voltage between contacts and coil**
- **Clearance/creepage distance:**
8/8 mm
- **1 Form A/1 Form C contact.**

Insulation complying to following standards:
EN 60255 General specification for electrical relays
EN 60335 For use in house-hold appliances
EN 60730 For use in temperature sensing appliances
EN 60950 For use in electrical business equipment
EN 60065 For use in entertainment electronics (radio, HiFi-sets)
EN 50178 For use in industrial range

SPECIFICATIONS

Contacts

Arrangement	1 Form A, 1 Form C	
Contact material	Silver alloy	Au-plated silver alloy
Initial contact resistance, max. (By voltage drop 6 V DC 1 A)	100 mΩ	30 mΩ
Rating (resistive)	Nominal switching capacity	6 A 250 V AC
	Maximum switching power	1,500 VA
	Maximum switching voltage	250V AC
	Max. switching current	6 A (AC)
	Min. switching capacity ^{#1}	100 mA, 5 V DC 1 mA, 1 V DC
Expected life (min. operations)	Mechanical (at 180 cpm)	5×10 ⁶
	Electrical (at 6 cpm) (at rated load)	N.O.: 5×10 ⁴ N.C.: 3×10 ⁴

Coil (at 25°C 77°F, 50% R.H.)

Nominal operating power	170 mW (4.5 to 24 V DC) 217 mW (48 V DC)
-------------------------	---

^{#1} This value can change due to the switching frequency, environmental conditions, and desired reliability level, therefore it is recommended to check this with the actual load.

Remarks

- * Specifications will vary with foreign standards certification ratings.
- *¹ Measurement at same location as "Initial breakdown voltage" section
- *² Detection current: 10mA
- *³ Wave is standard shock voltage of ±1.2×50μs according to JEC-212-1981
- *⁴ Excluding contact bounce time
- *⁵ Half-wave pulse of sine wave: 50ms; detection time: 10μs
- *⁶ Half-wave pulse of sine wave: 11ms
- *⁷ Detection time: 10μs
- *⁸ Refer to 6. Conditions for operation, transport and storage mentioned in AMBIENT ENVIRONMENT

Characteristics

Initial insulation resistance ^{*1}	Min. 1,000 MΩ at 500 V DC	
Initial breakdown voltage ^{*2}	Between open contacts	1,000 Vrms
	Between contacts and coil	4,000 Vrms
Surge voltage between contacts and coil ^{*3}	Min. 6,000 V (Initial)	
Operate time ^{*4} (at nominal voltage)	Max. 8 ms (approx. 5 ms)	
Release time (without diode) ^{*4} (at nominal voltage)	Max. 4 ms (approx. 2.5 ms)	
Temperature rise	Max. 30°C with nominal coil voltage across coil and at nominal switching capacity	
Shock resistance	Functional ^{*5}	1 Form C: Min. 49 m/s ² {5 G} 1 Form A: Min. 98 m/s ² {10 G}
	Destructive ^{*6}	Min. 980 m/s ² {100 G}
Vibration resistance	Functional ^{*7}	10 to 55 Hz at double amplitude of 1.0 mm/6 G
	Destructive	10 to 55 Hz at double amplitude of 1.5 mm/9 G
Conditions for operation, transport and storage ^{*8} (Not freezing and condensing at low temperature)	Ambient temp.	-40°C to +85°C -40°F to +185°F
	Humidity	5 to 85%R.H.
Unit weight	Approx. 4 g .14 oz	

TYPICAL APPLICATIONS

- Interface relays for programmable controllers
- Output relays for measuring equipment, timers, counters and temperature controllers
- Industrial equipment, office equipment
- House-hold appliances for Europe

ORDERING INFORMATION

Ex. APE 0

Contact arrangement	Contact type	Contact material	Coil voltage (DC)
1: 1 Form A 3: 1 Form C	0: Single contact	0: Silver alloy 1: Au-plated silver alloy	4H: 4.5 V 18: 18 V 06: 6 V 24: 24 V 12: 12 V 48: 48 V

(Notes) 1. Standard packing: Tube: 20 pcs.; Case: 1,000 pcs.
2. 5 V, 60 V type is also available.

PE (APE)

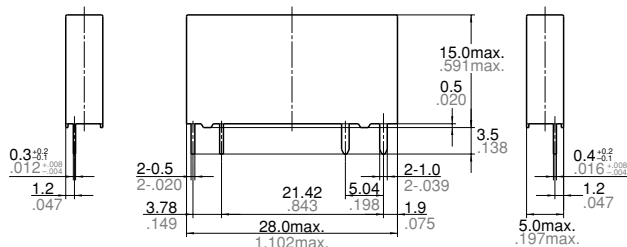
TYPES AND COIL DATA (at 20°C 68°F)

Part No.	Contact arrangement	Nominal voltage, V DC	Pick-up voltage, (Initial) V DC (max.)	Drop-out voltage, (Initial) V DC (min.)	Nominal operating current, mA (±10%)	Nominal operating power, mW	Coil resistance, Ω (±10%)	Max. allowable voltage, V DC
APE1004H	1 Form A (without Au-plated)	4.5	2.97	0.225	38	170	119	5.4
APE10006		6	3.96	0.3	28		212	7.2
APE10012		12	7.92	0.6	14		847	14.4
APE10018		18	11.88	0.9	9		1,906	21.6
APE10024		24	15.84	1.2	7		3,388	28.8
APE10048		48	31.68	2.4	5		10,618	57.6
APE1014H	1 Form A (with Au-plated)	4.5	2.97	0.225	38	170	119	5.4
APE10106		6	3.96	0.3	28		212	7.2
APE10112		12	7.92	0.6	14		847	14.4
APE10118		18	11.88	0.9	9		1,906	21.6
APE10124		24	15.84	1.2	7		3,388	28.8
APE10148		48	31.68	2.4	5		10,618	57.6
APE3004H	1 Form C (without Au-plated)	4.5	2.97	0.225	38	170	119	5.4
APE30006		6	3.96	0.3	28		212	7.2
APE30012		12	7.92	0.6	14		847	14.4
APE30018		18	11.88	0.9	9		1,906	21.6
APE30024		24	15.84	1.2	7		3,388	28.8
APE30048		48	31.68	2.4	5		10,618	57.6
APE3014H	1 Form C (with Au-plated)	4.5	2.97	0.225	38	170	119	5.4
APE30106		6	3.96	0.3	28		212	7.2
APE30112		12	7.92	0.6	14		847	14.4
APE30118		18	11.88	0.9	9		1,906	21.6
APE30124		24	15.84	1.2	7		3,388	28.8
APE30148		48	31.68	2.4	5		10,618	57.6

DIMENSIONS

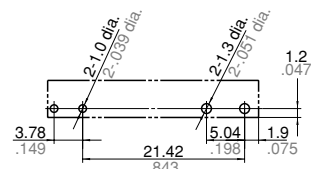
mm inch

1. 1 Form A type



General tolerance: ±0.3 ±0.12

PC board pattern (Bottom view)

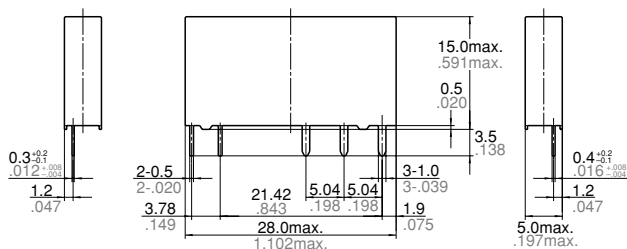


Tolerance: ±0.1 ±0.04

Schematic (Bottom view)

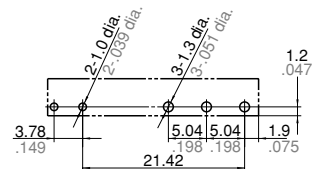


2. 1 Form C type



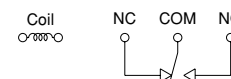
General tolerance: ±0.3 ±0.12

PC board pattern (Bottom view)



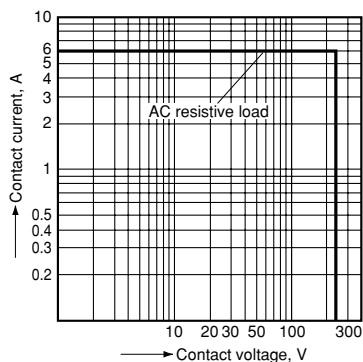
Tolerance: ±0.1 ±0.04

Schematic (Bottom view)



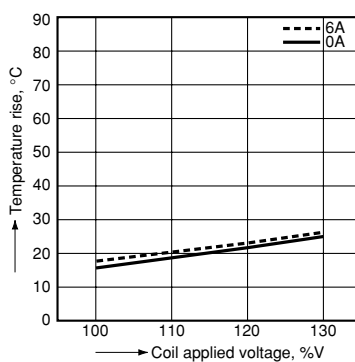
REFERENCE DATA

1. Max. switching capacity



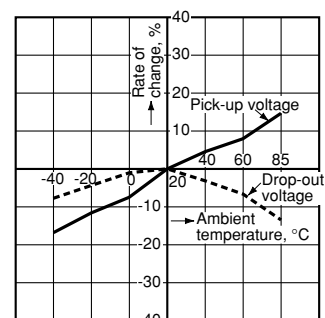
2. Coil temperature rise

Sample: APE30012
 Measured portion: Inside the coil
 Ambient temperature: 28°C 82°F



3. Ambient temperature characteristics

Sample: APE30012
 No. of samples: n = 6



NOTES



Rating

Standard	File No.	Rating
UL	E43149	6 A 277 V AC
VDE	122402ÜG	6 A 250 V AC ($\cos\phi = 1$) 1 A 250 V AC ($\cos\phi = 0.4$)
SEV	CH-99.1 10483.2A1	6 A 250 V AC ($\cos\phi = 1$)


For Cautions for Use, see Relay Technical Information

Looking for pricing, stock, or lifecycle information?

Click below to explore more details on WIN SOURCE:

-  [View APE1004H on WIN SOURCE](#)
-  [Panasonic Information](#)

Optimize Your Supply Chain with WIN SOURCE Solutions

-  Global Sourcing Solution
-  Obsolete Management
-  Cost Control Management
-  Shortage Management
-  Alternative Solution
-  Excess Inventory Management