



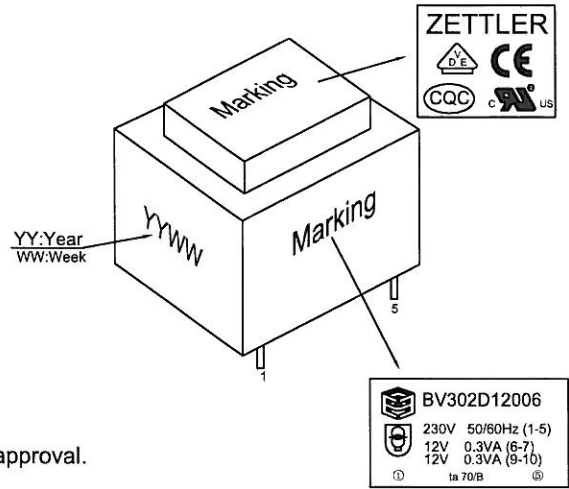
**THE DATASHEET OF  
BV302S09006-ZU**



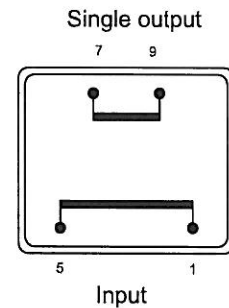
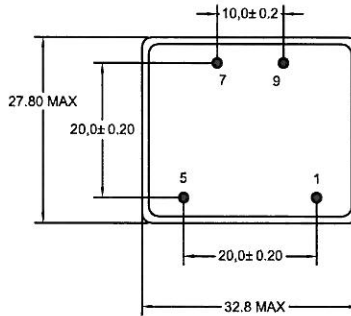
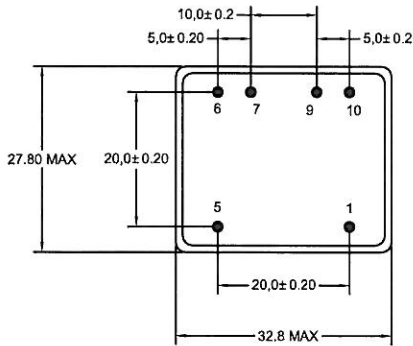
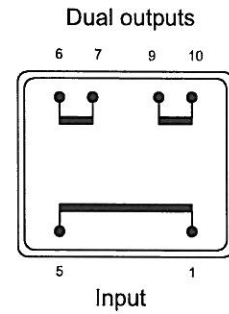
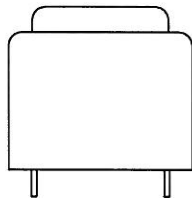
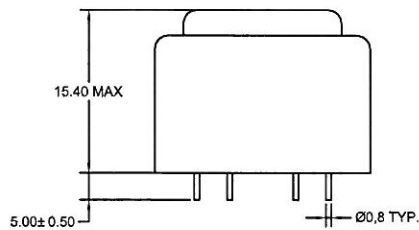
# SEALED TRANSFORMER, PCB 0.6VA EI 30-5 SERIES

## 1. ELECTRICAL SPECIFICATIONS:

- A. Input Voltage and Frequency: 115/230V @ 50/60 Hz
- B. Secondary Voltage: See Electrical Table
- C. Ambient Temperature: 70° C MAX allowed.
- D. Insulation Resistance:  
100M Ohm Min @ 500VDC PRI. to SEC.
- E. Hi-Pot:  
4200Vrms 1mA 1second @ PRI. to SEC.
- F. Approvals:  
UL506,UL1585 class 2 and class3, VDE, EN61558, EN60950
- G. when the primary is 115V input, the transformer are non CQC approval.



## 2. MECHANICAL SPECIFICATIONS:



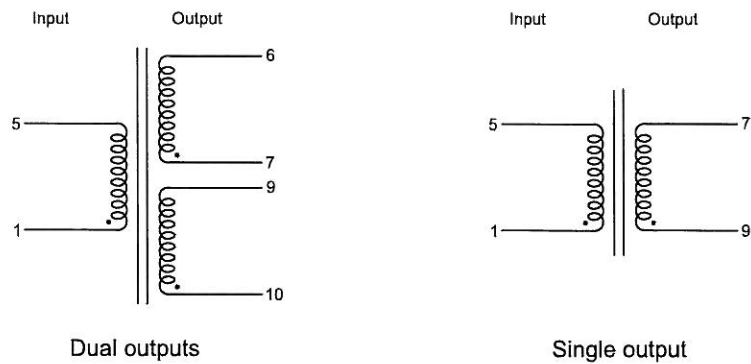
Dual outputs

Single output

A1	Changed the hi-pot from 2800V to 4200V, for 115V primary	Winston	2008-3-18
REV.	DESCRIPTION	DRAWN	DATE(M/D/Y)

TOLERANCE	SCALE NOT 1:1	UNIT mm	DATE (M/D/Y)	MODEL DESCRIPTION	
X	± 0.3	DRAWN	Janise	2008-2-18	<b>ZETTLER MAGNETICS</b>  <b>TITLE</b> EI 30-5 0.6VA
X.X	± 0.2	CHECKED			
X.XX	± 0.1	APPROVED			
THICKNESS	/				
REV.	A0				MATERIAL 120° C or higher  MODEL: EI 30-5 0.6VA  SHEET: 1 OF 2

3. SCHEMATIC DIAGRAM:



4. ELECTRICAL TABLE:

Part Number (Input: 115V)	Part Number (Input: 230V)	Secondary Voltage (V)		Secondary current (mA)	No-load Voltage (V)(max)	Ambient temperature (°C)	Rated Power (VA)
BV301S06006	BV302S06006	6±15%		100	10.5	T 70 B	0.6
BV301S09006	BV302S09006	9±15%		66	15.5	T 70 B	0.6
BV301S12006	BV302S12006	12±15%		50	20.5	T 70 B	0.6
BV301S15006	BV302S15006	15±15%		40	25.4	T 70 B	0.6
BV301S18006	BV302S18006	18±15%		33	30.4	T 70 B	0.6
BV301S24006	BV302S24006	24±15%		25	40.4	T 70 B	0.6
BV301D06006	BV302D06006	6±15%	6±15%	2×50	2×10.5	T 70 B	0.6
BV301D09006	BV302D09006	9±15%	9±15%	2×33	2×15.5	T 70 B	0.6
BV301D12006	BV302D12006	12±15%	12±15%	2×25	2×20.5	T 70 B	0.6
BV301D15006	BV302D15006	15±15%	15±15%	2×20	2×25.0	T 70 B	0.6
BV301D18006*	BV302D18006*	18±15%	18±15%	2×17	2×30.4	T 70 B	0.6
BV301D24006*	BV302D24006*	24±15%	24±15%	2×12	2×40.4	T 70 B	0.6

\* To be noted:\*marked transformers are non VDE approved.  
Those transformers meet all requirement of EN61558-2-4.

TOLERANCE		SCALE NOT 1:1	UNIT mm	DATE (M/D/Y)	MODEL DESCRIPTION	MATERIAL 120° C or higher
X	± 0.3	DRAWN	Janise	2008-1-16	<b>ZETTLER MAGNETICS</b>	MODEL:
X.X	± 0.2	CHECKED				EI 30-5 0.6VA
X.XX	± 0.1	APPROVED				
THICKNESS	/					
REV.	A0				<b>TITLE</b> EI 30-5 0.6VA	SHEET: 2 OF 2

## Looking for pricing, stock, or lifecycle information?

Click below to explore more details on WIN SOURCE:

 [View BV302S09006-ZU on WIN SOURCE](#)

 [ZETTLER Electronics](#) Information

## Optimize Your Supply Chain with WIN SOURCE Solutions

-  Global Sourcing Solution
-  Obsolete Management
-  Cost Control Management
-  Shortage Management
-  Alternative Solution
-  Excess Inventory Management