



**THE DATASHEET OF
CDH53NP-100LC**



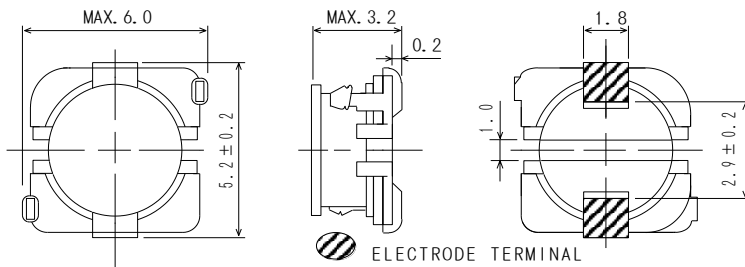
SMD Power Inductor CDH53



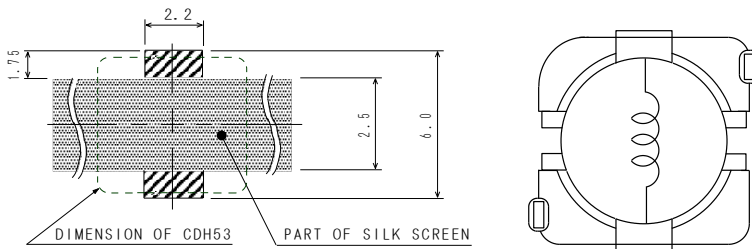
Description

- Ferrite drum core construction.
- Magnetically unshielded.
- L × W × H: 6.0 × 5.4 × 3.2 mm Max.
- Product weight: 0.18g(Ref.)
- Moisture Sensitivity Level: 1
- RoHS compliance.

Dimension - [mm]



Land pattern and Schematics - [mm]



Environmental Data

- Operating temperature range: -40°C ~ +100°C (including coil's self temperature rise)
- Storage temperature range: -40°C ~ +100°C
- Solder reflow temperature: 260 °C peak.

Packaging

- Carrier tape and reel packaging.
- 13" diameter reel
- 1500pcs per reel

Applications

- Ideally used in PDA, DVD, HDD, DVC, Game machine, Notebook PC, etc as DC-DC converter




Electrical Characteristics

Part Name	Stamp	Inductance (μH) [within] ※1	D.C.R. (Ω) Max. (Typ.) (at 20°C)	Rated Current (A) ※2
CDH53NP-2R2MC	2R2	2.2 \pm 20%	66m (51m)	2.03
CDH53NP-3R3MC	3R3	3.3 \pm 20%	88m (68m)	1.88
CDH53NP-4R7MC	4R7	4.7 \pm 20%	96m (74m)	1.68
CDH53NP-100LC	100	10 \pm 15%	0.16(0.13)	1.23
CDH53NP-120LC	120	12 \pm 15%	0.18(0.14)	1.12
CDH53NP-150KC	150	15 \pm 10%	0.25(0.20)	1.00
CDH53NP-180KC	180	18 \pm 10%	0.28(0.21)	0.88
CDH53NP-220KC	220	22 \pm 10%	0.39(0.30)	0.80
CDH53NP-270KC	270	27 \pm 10%	0.42(0.32)	0.72
CDH53NP-330KC	330	33 \pm 10%	0.49(0.38)	0.67
CDH53NP-390KC	390	39 \pm 10%	0.55(0.43)	0.64
CDH53NP-470KC	470	47 \pm 10%	0.77(0.59)	0.53
CDH53NP-560KC	560	56 \pm 10%	0.87(0.67)	0.50
CDH53NP-680JC	680	68 \pm 5%	1.21(0.96)	0.45
CDH53NP-820JC	820	82 \pm 5%	1.34(1.07)	0.39
CDH53NP-101JC	101	100 \pm 5%	1.57(1.25)	0.37
CDH53NP-121JC	121	120 \pm 5%	1.80(1.44)	0.34
CDH53NP-151JC	151	150 \pm 5%	2.40(1.92)	0.31
CDH53NP-181JC	181	180 \pm 5%	2.66(2.13)	0.30
CDH53NP-221JC	221	220 \pm 5%	3.73(2.99)	0.26

※1. Inductance measuring frequency: 2.2 μH ~ 4.7 μH at 7.96 MHz;
10 μH ~ 220 μH at 1kHz.

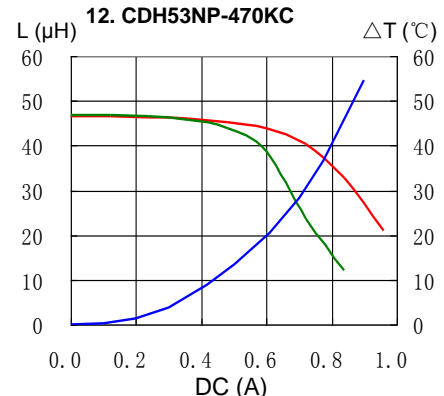
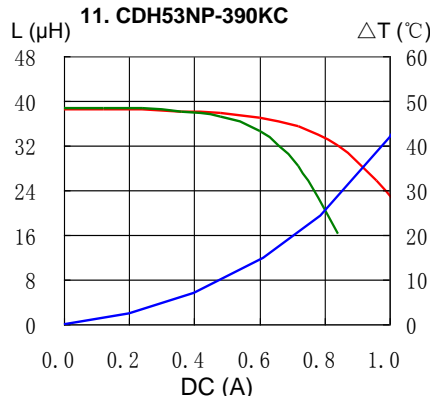
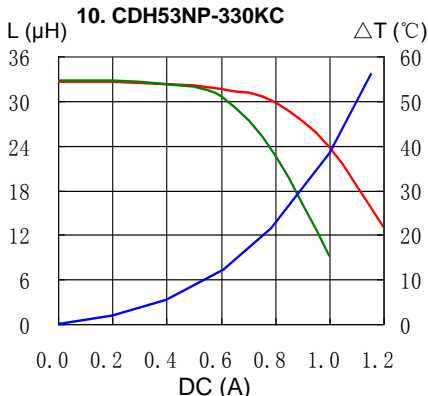
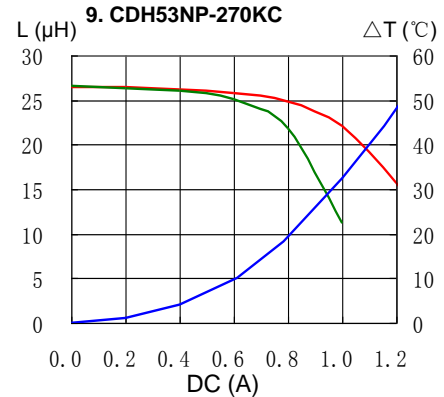
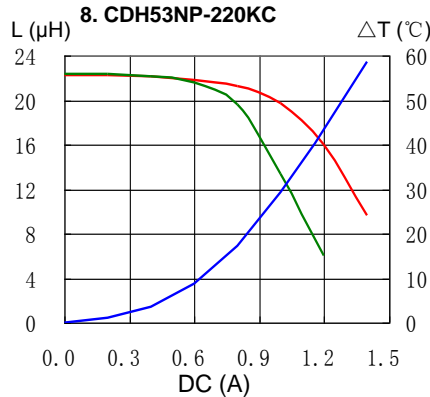
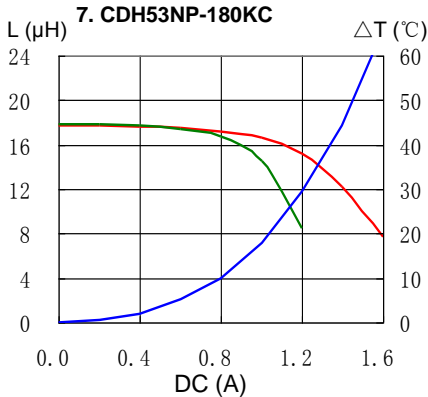
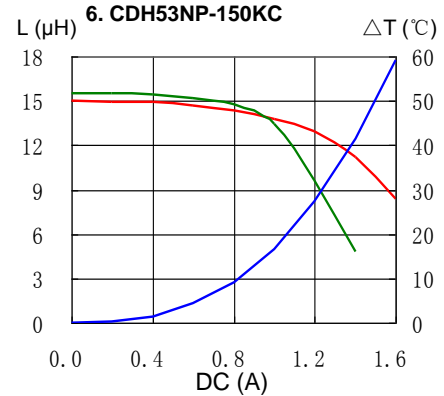
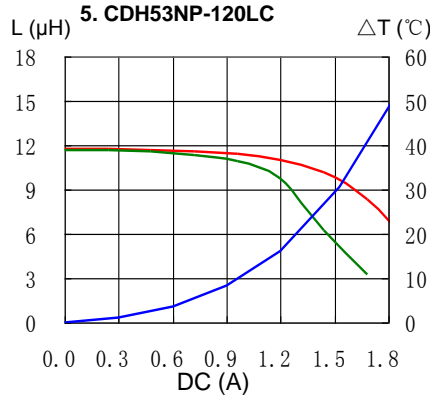
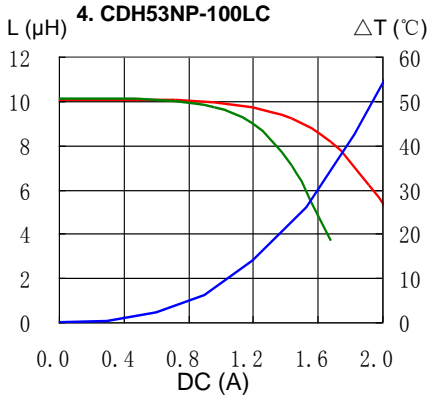
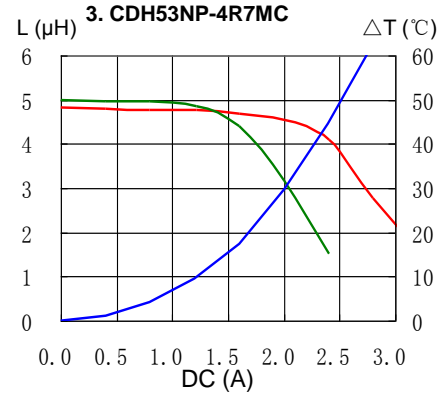
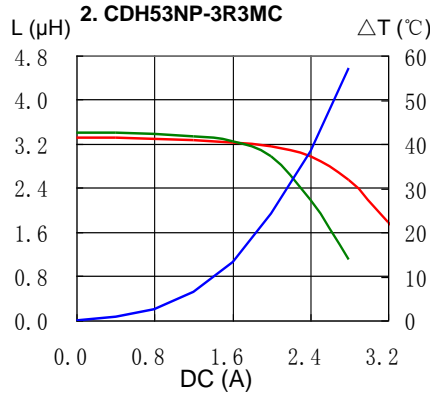
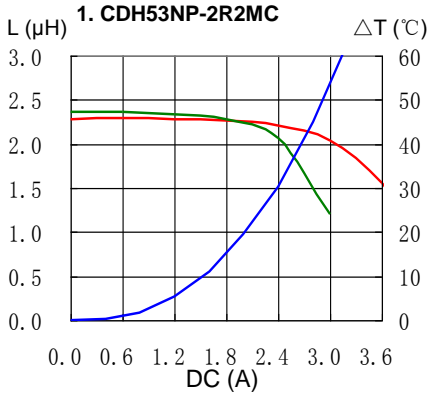
※2. Rated current: The DC current at which the inductance decreases to 90% of its initial value or when $\Delta t=40^\circ\text{C}$, whichever is lower ($T_a=20^\circ\text{C}$).

SMD Power Inductor CDH53



Saturation Current & Temperature Rise Graph

— L (20°C) — L (100°C) — ΔT

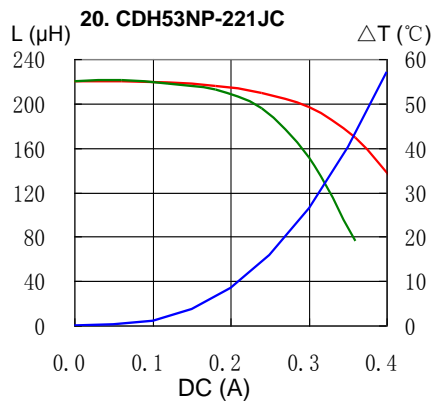
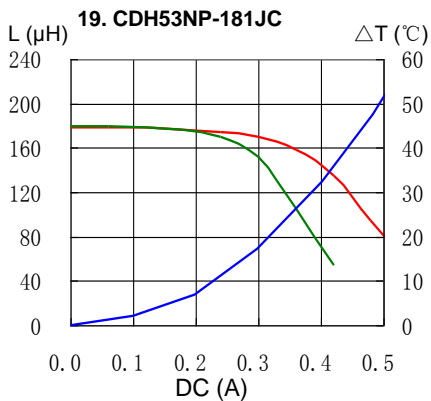
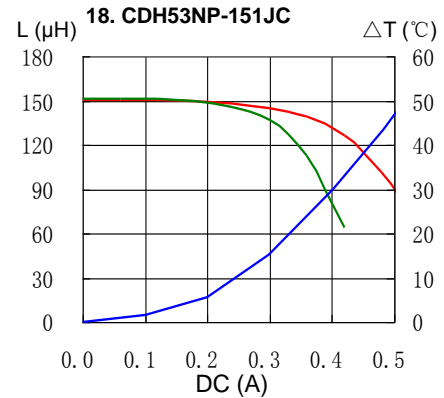
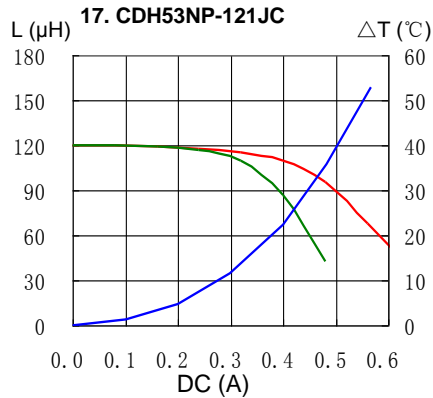
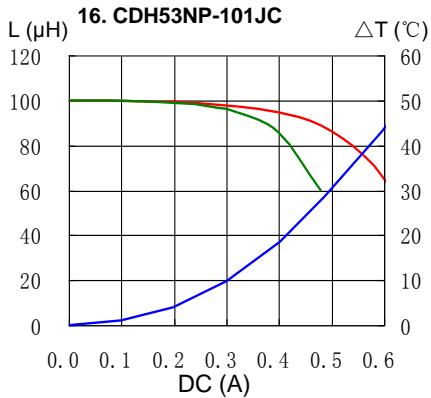
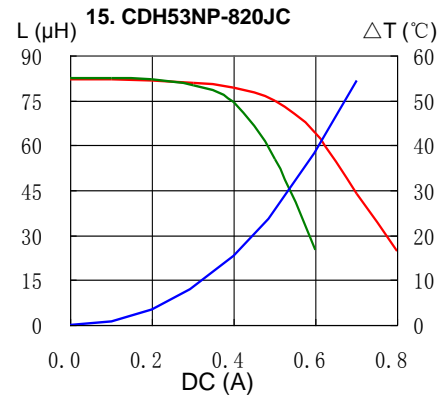
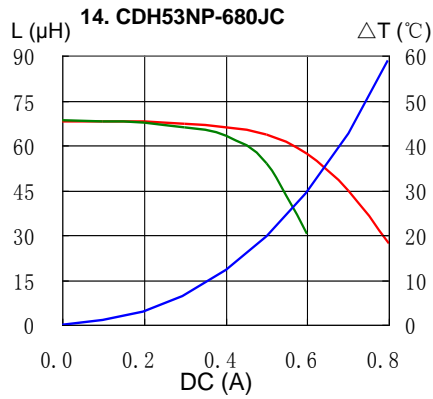
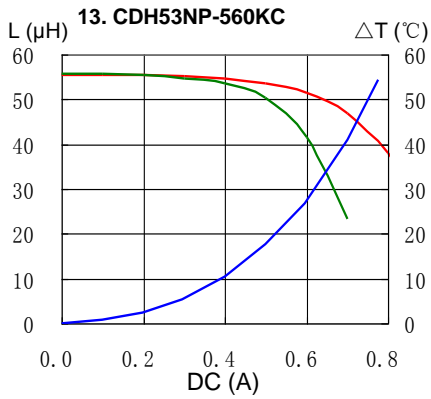


SMD Power Inductor CDH53



Saturation Current & Temperature Rise Graph

— L (20°C) — L (100°C) — ΔT

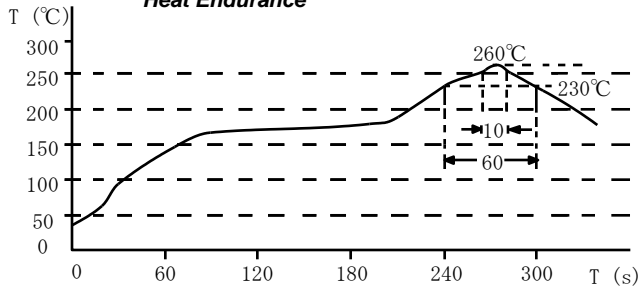


SMD Power Inductor CDH53

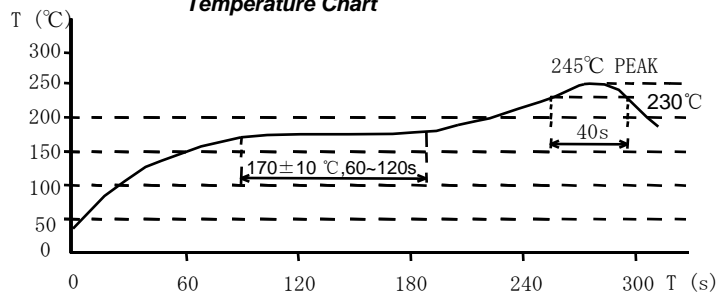


Solder Reflow Condition

Heat Endurance



Temperature Chart



Please refer to the sales offices on our website - <http://www.sumida.com>

Hong Kong

Tel. +852-2880-6781
FAX. +852-2565-9600
sales@hk.sumida.com

Saitama(Japan)

Tel. +81-48-691-7300
FAX. +81-48-691-7340
sales@jp.sumida.com

Chicago

Tel. +1-847-545-6700
FAX. +1-847-545-6720
sales@us.sumida.com

Shanghai

Tel. +86-21-5836-3299
FAX. +86-21-5836-3266
shanghai.sales@cn.sumida.com

Seoul

Tel. +82-2-6237-0777
FAX. +82-2-6237-0778
sales@kr.sumida.com

Obernzell

Tel. +49-8591-937-0
FAX. +49-8591-937-103
contact@eu.sumida.com

Shenzhen

Tel. +86-755-8291-0228
FAX. +86-755-8291-0338
shenzhen.sales@cn.sumida.com

Singapore

Tel. +65-6296-3388
FAX. +65-6841-4426
sales@sg.sumida.com

Neumarkt

Tel. +49-9181-4509-110
FAX. +49-9181-4509-310
infocomp@eu.sumida.com

Taipei

Tel. +886-2-8751-2737
FAX. +886-2-8751-2738
sales@tw.sumida.com

San Jose

Tel. +1-408-321-9660
FAX. +1-408-321-9308
sales@us.sumida.com

Looking for pricing, stock, or lifecycle information?

Click below to explore more details on WIN SOURCE:

- ⊖ [View CDH53NP-100LC on WIN SOURCE](#)
- ⊖ [Sumida America Components Inc. Information](#)

Optimize Your Supply Chain with WIN SOURCE Solutions

- ✓ Global Sourcing Solution
- ✓ Obsolete Management
- ✓ Cost Control Management
- ✓ Shortage Management
- ✓ Alternative Solution
- ✓ Excess Inventory Management