



**THE DATASHEET OF
CMLDM8002AG TR PBFREE**



CMLDM8002A
CMLDM8002AG*
CMLDM8002AJ

**SURFACE MOUNT SILICON
DUAL P-CHANNEL
ENHANCEMENT-MODE
MOSFETS**



SOT-563 CASE

* Device is **Halogen Free** by design



www.centrasemi.com

DESCRIPTION:

These CENTRAL SEMICONDUCTOR devices are dual chip P-Channel enhancement-mode MOSFETs, manufactured by the P-Channel DMOS Process, designed for high speed pulsed amplifier and driver applications. The CMLDM8002A utilizes the USA pinout configuration, while the CMLDM8002AJ, utilizing the Japanese pinout configuration, is available as a special order. These special dual transistor devices offer low $r_{DS(on)}$ and low $V_{DS(on)}$.

**MARKING CODES: CMLDM8002A: C08
CMLDM8002AG*: CG8
CMLDM8002AJ: CJ8**

APPLICATIONS:

- Load/Power Switches
- Power Supply Converter Circuits
- Battery Powered Portable Equipment

FEATURES:

- Dual Chip Device
- Low $r_{DS(on)}$
- Low $V_{DS(on)}$
- Low Threshold Voltage
- Fast Switching
- Logic Level Compatible
- Small SOT-563 package

MAXIMUM RATINGS: ($T_A=25^\circ\text{C}$)

Drain-Source Voltage
Drain-Gate Voltage
Gate-Source Voltage
Continuous Drain Current
Continuous Source Current (Body Diode)
Maximum Pulsed Drain Current
Maximum Pulsed Source Current
Power Dissipation (Note 1)
Power Dissipation (Note 2)
Power Dissipation (Note 3)
Operating and Storage Junction Temperature
Thermal Resistance

SYMBOL

SYMBOL		UNITS
V_{DS}	50	V
V_{DG}	50	V
V_{GS}	20	V
I_D	280	mA
I_S	280	mA
I_{DM}	1.5	A
I_{SM}	1.5	A
P_D	350	mW
P_D	300	mW
P_D	150	mW
T_J, T_{stg}	-65 to +150	$^\circ\text{C}$
θ_{JA}	357	$^\circ\text{C/W}$

ELECTRICAL CHARACTERISTICS PER TRANSISTOR: ($T_A=25^\circ\text{C}$ unless otherwise noted)

SYMBOL	TEST CONDITIONS	MIN	MAX	UNITS
I_{GSS}, I_{GSSR}	$V_{GS}=20\text{V}, V_{DS}=0$		100	nA
I_{DSS}	$V_{DS}=50\text{V}, V_{GS}=0$		1.0	μA
I_{DSS}	$V_{DS}=50\text{V}, V_{GS}=0, T_J=125^\circ\text{C}$		500	μA
$I_{D(ON)}$	$V_{GS}=10\text{V}, V_{DS}=10\text{V}$	500		mA
BV_{DSS}	$V_{GS}=0, I_D=10\mu\text{A}$	50		V
$V_{GS(th)}$	$V_{DS}=V_{GS}, I_D=250\mu\text{A}$	1.0	2.5	V
$V_{DS(ON)}$	$V_{GS}=10\text{V}, I_D=500\text{mA}$		1.5	V
$V_{DS(ON)}$	$V_{GS}=5.0\text{V}, I_D=50\text{mA}$		0.15	V
V_{SD}	$V_{GS}=0, I_S=115\text{mA}$		1.3	V

Notes: (1) Ceramic or aluminum core PC Board with copper mounting pad area of 4.0mm²
(2) FR-4 Epoxy PC Board with copper mounting pad area of 4.0mm²
(3) FR-4 Epoxy PC Board with copper mounting pad area of 1.4mm²

R7 (8-June 2015)

CMLDM8002A
CMLDM8002AG*
CMLDM8002AJ

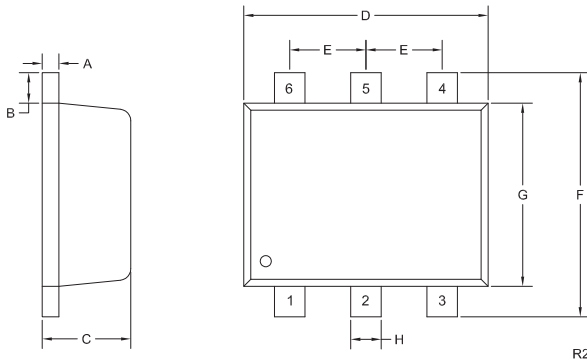
SURFACE MOUNT SILICON
DUAL P-CHANNEL
ENHANCEMENT-MODE
MOSFETS



ELECTRICAL CHARACTERISTICS PER TRANSISTOR - Continued: ($T_A=25^\circ\text{C}$ unless otherwise noted)

SYMBOL	TEST CONDITIONS	MIN	TYP	MAX	UNITS
$r_{DS(ON)}$	$V_{GS}=10V, I_D=500mA$			2.5	Ω
$r_{DS(ON)}$	$V_{GS}=10V, I_D=500mA, T_J=125^\circ\text{C}$			4.0	Ω
$r_{DS(ON)}$	$V_{GS}=5.0V, I_D=50mA$			3.0	Ω
$r_{DS(ON)}$	$V_{GS}=5.0V, I_D=50mA, T_J=125^\circ\text{C}$			5.0	Ω
g_{FS}	$V_{DS}=10V, I_D=200mA$	200			mS
C_{rss}	$V_{DS}=25V, V_{GS}=0, f=1.0MHz$			7.0	pF
C_{iss}	$V_{DS}=25V, V_{GS}=0, f=1.0MHz$			70	pF
C_{oss}	$V_{DS}=25V, V_{GS}=0, f=1.0MHz$			15	pF
$Q_{g(tot)}$	$V_{DS}=25V, V_{GS}=4.5V, I_D=100mA$		0.72		nC
Q_{gs}	$V_{DS}=25V, V_{GS}=4.5V, I_D=100mA$		0.25		nC
Q_{gd}	$V_{DS}=25V, V_{GS}=4.5V, I_D=100mA$		0.16		nC
t_{on}, t_{off}	$V_{DD}=30V, V_{GS}=10V, I_D=200mA$ $R_G=25\Omega, R_L=150\Omega$			20	ns

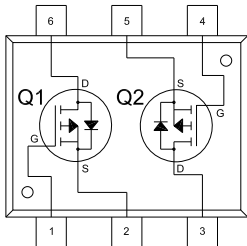
SOT-563 CASE - MECHANICAL OUTLINE



SYMBOL	INCHES		MILLIMETERS	
	MIN	MAX	MIN	MAX
A	0.0027	0.007	0.07	0.18
B		0.008		0.20
C	0.017	0.024	0.45	0.60
D	0.059	0.067	1.50	1.70
E		0.020		0.50
F	0.059	0.067	1.50	1.70
G	0.043	0.051	1.10	1.30
H	0.006	0.012	0.15	0.30

SOT-563 (REV: R2)

CMLDM8002A (USA Pinout)
CMLDM8002AG*



LEAD CODE:

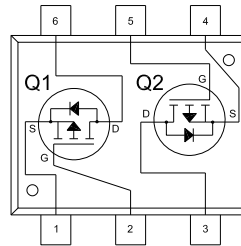
- 1) Gate Q1
- 2) Source Q1
- 3) Drain Q2
- 4) Gate Q2
- 5) Source Q2
- 6) Drain Q1

MARKING CODES:

CMLDM8002A: C08
CMLDM8002AG*: CG8

* Device is *Halogen Free* by design

CMLDM8002AJ (Japanese Pinout)



LEAD CODE:

- 1) Source Q1
- 2) Gate Q1
- 3) Drain Q2
- 4) Source Q2
- 5) Gate Q2
- 6) Drain Q1

MARKING CODE: CJ8

R7 (8-June 2015)

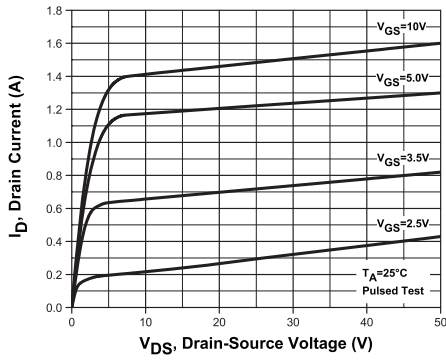
CMLDM8002A
 CMLDM8002AG*
 CMLDM8002AJ

SURFACE MOUNT SILICON
 DUAL P-CHANNEL
 ENHANCEMENT-MODE
 MOSFETS

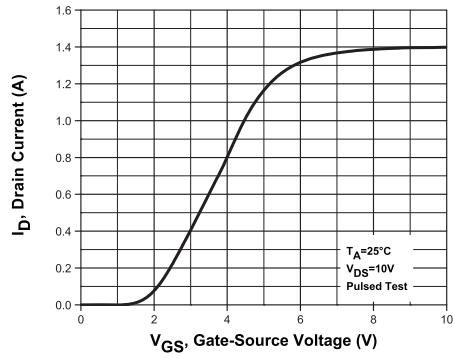


TYPICAL ELECTRICAL CHARACTERISTICS

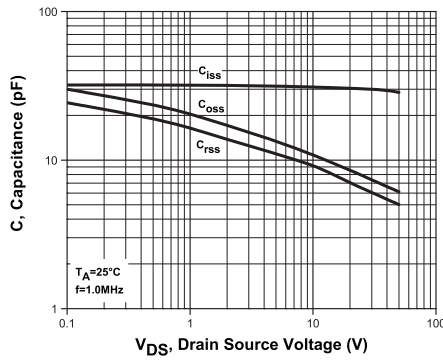
Output Characteristics



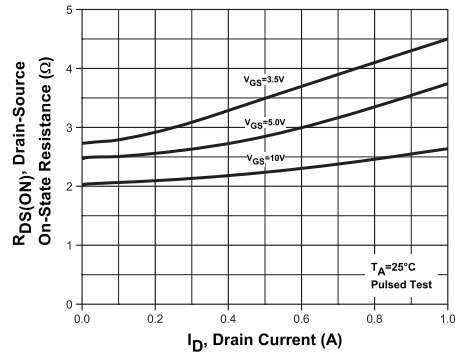
Transfer Characteristics



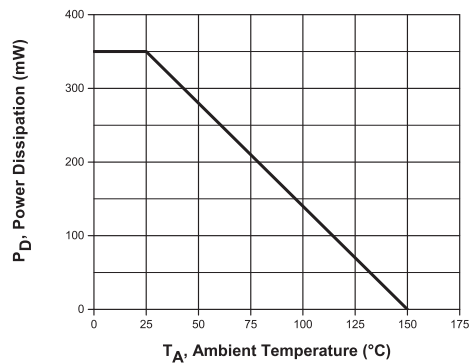
Capacitance



Drain Source On Resistance



Power Derating



R7 (8-June 2015)

OUTSTANDING SUPPORT AND SUPERIOR SERVICES



PRODUCT SUPPORT

Central's operations team provides the highest level of support to insure product is delivered on-time.

- Supply management (Customer portals)
- Inventory bonding
- Consolidated shipping options
- Custom bar coding for shipments
- Custom product packing

DESIGNER SUPPORT/SERVICES

Central's applications engineering team is ready to discuss your design challenges. Just ask.

- Free quick ship samples (2nd day air)
- Online technical data and parametric search
- SPICE models
- Custom electrical curves
- Environmental regulation compliance
- Customer specific screening
- Up-screening capabilities
- Special wafer diffusions
- PbSn plating options
- Package details
- Application notes
- Application and design sample kits
- Custom product and package development

REQUESTING PRODUCT PLATING

1. If requesting Tin/Lead plated devices, add the suffix "TIN/LEAD" to the part number when ordering (example: 2N2222A TIN/LEAD).
2. If requesting Lead (Pb) Free plated devices, add the suffix "PBFREE" to the part number when ordering (example: 2N2222A PBFREE).

CONTACT US

Corporate Headquarters & Customer Support Team

Central Semiconductor Corp.
145 Adams Avenue
Hauppauge, NY 11788 USA
Main Tel: (631) 435-1110
Main Fax: (631) 435-1824
Support Team Fax: (631) 435-3388
www.centrasemi.com

Worldwide Field Representatives:
www.centrasemi.com/wwreps

Worldwide Distributors:
www.centrasemi.com/wwdistributors

For the latest version of Central Semiconductor's **LIMITATIONS AND DAMAGES DISCLAIMER**, which is part of Central's Standard Terms and Conditions of sale, visit: www.centrasemi.com/terms

Looking for pricing, stock, or lifecycle information?

Click below to explore more details on WIN SOURCE:

- [⊖ View CMLDM8002AG TR PBFREE on WIN SOURCE](#)
- [⊖ Central Semiconductor Corp Information](#)

Optimize Your Supply Chain with WIN SOURCE Solutions

- ✓ Global Sourcing Solution
- ✓ Obsolete Management
- ✓ Cost Control Management
- ✓ Shortage Management
- ✓ Alternative Solution
- ✓ Excess Inventory Management