



**THE DATASHEET OF
IXUC100N055**



Trench Power MOSFET IXUC100N055

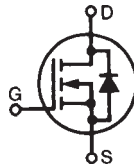
ISOPLUS220™

Electrically Isolated Back Surface

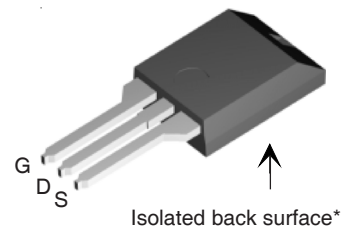
$$V_{DSS} = 55 \text{ V}$$

$$I_{D25} = 100 \text{ A}$$

$$R_{DS(on)} = 7.7 \text{ m}\Omega$$



ISOPLUS 220™



G = Gate, D = Drain,
S = Source

* Patent pending

Features

- Silicon chip on Direct-Copper-Bond substrate
 - High power dissipation
 - Isolated mounting surface
 - 2500V electrical isolation
- Trench MOSFET
 - very low $R_{DS(on)}$
 - fast switching
 - usable intrinsic reverse diode
- Low drain to tab capacitance (<15pF)
- Unclamped Inductive Switching (UIS) rated

Applications

- Automotive 42V and 12V systems
 - electronic switches to replace relays & fuses
 - choppers to replace series dropping resistors used for motors, heaters, etc.
 - inverters for AC drives
 - DC-DC converters, e.g. 12V to 42V, etc.
- Power supplies
 - DC - DC converters
 - Solar inverters
- Battery powered systems
 - choppers or inverters for motor control in hand tools
 - battery chargers

Advantages

- Easy assembly: no screws or isolation foils required
- Space savings
- High power density

Symbol	Test Conditions	Maximum Ratings	
V_{DSS}	$T_J = 25^\circ\text{C}$ to 150°C	55	V
V_{GS}	Continuous	± 20	V
I_{D25}	$T_C = 25^\circ\text{C}$; Note 1	100	A
I_{D90}	$T_C = 90^\circ\text{C}$; Note 1	80	A
I_{S25}	$T_C = 25^\circ\text{C}$; Note 1, 2	100	A
I_{S90}	$T_C = 90^\circ\text{C}$; Note 1, 2	70	A
$I_{D(RMS)}$	Package lead current limit	50	A
E_{AS}	$T_C = 25^\circ\text{C}$	500	mJ
P_D	$T_C = 25^\circ\text{C}$	150	W
T_J		-55 ... +175	$^\circ\text{C}$
T_{JM}		175	$^\circ\text{C}$
T_{stg}		-55 ... +125	$^\circ\text{C}$
T_L	1.6 mm (0.062 in.) from case for 10 s	300	$^\circ\text{C}$
V_{ISOL}	RMS leads-to-tab, 50/60 Hz, $t = 1$ minute	2500	V~
F_C	Mounting force with clips	11 ... 65 / 2.4 ... 11	N/lb
Weight		2	g

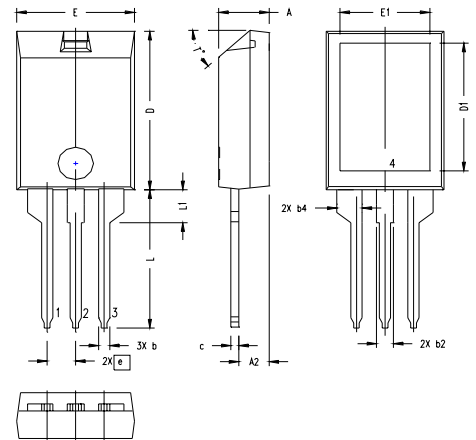
Symbol	Test Conditions	Characteristic Values		
		$(T_J = 25^\circ\text{C}, \text{ unless otherwise specified})$		
		min.	typ.	max.
$R_{DS(on)}$	$V_{GS} = 10 \text{ V}, I_D = I_{D90}, \text{ Note 3}$		6.1	7.7 m Ω
$V_{GS(th)}$	$V_{DS} = V_{GS}, I_D = 1 \text{ mA}$	2		4 V
I_{DSS}	$V_{DS} = V_{DSS}$ $V_{GS} = 0 \text{ V}$ $T_J = 125^\circ\text{C}$		0.1	10 μA mA
I_{GSS}	$V_{GS} = \pm 20 \text{ V}_{DC}, V_{DS} = 0$			$\pm 200 \text{ nA}$

Symbol	Test Conditions	Characteristic Values ($T_J = 25^\circ\text{C}$, unless otherwise specified)		
		min.	typ.	max.
$Q_{g(\text{on})}$	$V_{GS} = 10\text{ V}, V_{DS} = 14\text{ V}, I_D = 50\text{ A}$		100	nC
Q_{gs}			22	nC
Q_{gd}			36	nC
$t_{d(\text{on})}$	$V_{GS} = 10\text{ V}, V_{DS} = 0.5 \cdot V_{DSS}, I_D = 25\text{ A}, R_G = 10\ \Omega$		35	ns
t_r			115	ns
$t_{d(\text{off})}$			230	ns
t_f			155	ns
R_{thJC}				1 K/W
R_{thCH}		0.30		K/W

Source-Drain Diode

Symbol	Test Conditions	Characteristic Values ($T_J = 25^\circ\text{C}$, unless otherwise specified)		
		min.	typ.	max.
V_{SD}	$I_F = 50\text{ A}, V_{GS} = 0\text{ V}$ Note 3		0.9	1.5 V
t_{rr}	$I_F = 75\text{ A}, di/dt = -100\text{ A}/\mu\text{s}, V_{DS} = 30\text{ V}$		80	ns

- Note:
1. MOSFET chip capability
 2. Intrinsic diode capability
 3. Pulse test, $t \leq 300\ \mu\text{s}$, duty cycle $d \leq 2\%$

ISOPLUS220 Outline


SYM	INCHES		MILLIMETERS	
	MIN	MAX	MIN	MAX
A	.157	.197	4.00	5.00
A2	.098	.118	2.50	3.00
b	.035	.051	0.90	1.30
b2	.049	.065	1.25	1.65
b4	.093	.100	2.35	2.55
c	.028	.039	0.70	1.00
D	.591	.630	15.00	16.00
D1	.472	.512	12.00	13.00
E	.394	.433	10.00	11.00
E1	.295	.335	7.50	8.50
e	.100 BASIC		2.55 BASIC	
L	.512	.571	13.00	14.50
L1	.118	.138	3.00	3.50
T*			42.5*	47.5*

- NOTE:
1. Bottom heatsink (Pin 4) is electrically isolated from Pin 1, 2, or 3.
 2. This drawing will meet dimensional requirement of JEDEC SS Product Outline TO-273 except D and D1 dimension.

PHASER-OUT

IXYS reserves the right to change limits, test conditions, and dimensions.

IXYS MOSFETs and IGBTs are covered by one or more of the following U.S. patents:	4,835,592	4,881,106	5,017,508	5,049,961	5,187,117	5,486,715	6,306,728B1	6,259,123B1	6,306,728B1
	4,850,072	4,931,844	5,034,796	5,063,307	5,237,481	5,381,025	6,404,065B1	6,162,665	6,534,343

Looking for pricing, stock, or lifecycle information?

Click below to explore more details on WIN SOURCE:

 [View IXUC100N055 on WIN SOURCE](#)

 [IXYS Information](#)

Optimize Your Supply Chain with WIN SOURCE Solutions

-  Global Sourcing Solution
-  Obsolete Management
-  Cost Control Management
-  Shortage Management
-  Alternative Solution
-  Excess Inventory Management