



**THE DATASHEET OF
MT5692SMI-V-92.R1**




Embedded Analog Modem

The Multi-Tech SocketModem® embedded modem creates communication-ready devices by integrating data/fax modem functionality into a single, universal socket design. It utilizes a space-efficient (1" x 2.5"), design that allows OEMs to integrate a wide range of modem functions and speeds into any product platform. The SocketModem embedded modem complies with telecom requirements globally and can be shipped worldwide.

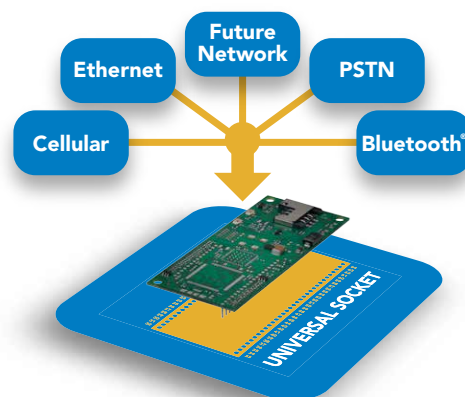
Features

- Complete data/fax modem solution including the controller, data pump, and DAA
- Universal Socket connectivity
- Telecom approved in more than 50 countries
- V.92/56K, V.34/33.6K and V.22bis/2400 bps data rate options
- High speed models backward compatible with lower speeds
- V.34/33.6K or V.17/14.4K fax
- V.44 and V.42bis data compression
- V.42 error correction
- Intelligent DAA technology detects line status
- U.S. Caller ID reporting
- Low power/sleep mode
- Flash memory for easy updates
- FastPOS (V.29) and V.22bis Fast Connect
- V.80 Synchronous Access
- 2-wire leased line operation
- 10 or 11-bit modes
- 3.3V or 5V power input options
- Serial or parallel interfaces
- Two-year warranty



Universal Socket Benefits

- Interchangeable communications devices
- Quick-to-market
- Global approvals
- Easy migration to future networks



Specifications

Data Modem

ITU-T V.92/V.90/56K (-92 build option), V.34/33.6K (-34 build option), V.22bis/2400 baud (-22 build option), V.22, V.23, & V.21; Bell 212A & Bell 103

V.44 Error Correction

V.42 LAPM, MNP 2-4 Error Correction

V.42bis & MNP Class 5 data compression

Fax Modem

ITU-T V.34 (MT9234SMI)

ITU-T V.17, V.29, V.27, & V.21 Ch. 2 (MT9234SMI)

Telephony/TAM

V.253 commands

2-bit & 4-bit ADPCM, 8-bit linear PCM, & 4-bit IMA coding

8kHz sample rate

Concurrent DTMF, ring, & U.S. Caller ID detection

Power Requirements

MT9234SMI:

Typical: 125mA (.62W @ 5VDC)

Maximum: 138mA (.72W @ 5.25VDC)

Typical: 122mA (.40W @ 3.3VDC)

Maximum: 136mA (.49W @ 3.6VDC)

MT5692SMI:

Typical: 72mA (.24W @ 3.3VDC)

Maximum: 81mA (.27W @ 3.3VDC)

Typical: 76mA (.38W @ 5VDC)

Maximum: 89mA (.45W @ 5VDC)

MT2492SMI:

Typical: 95mA (.48W @ 5VDC)

Maximum: 114mA (.6W @ 5.25VDC)

Typical: 95mA (.31W @ 3.3VDC)

Maximum: 114mA (.41W @ 3.6VDC)

Physical Description

2.541" L x 1.045" W x 0.68" H; 0.6 oz.

(6.45cm x 2.65cm x 1.7cm; .017 kg.)

Operating Environment

0° to +70° C (MT2492SMI)

-40° to +85° C (MT9234SMI & MT5692SMI)

Certifications & Approvals

UL 1950, EN 60950, CSA 950, AS 3260, CCC, EN 60601 (High Voltage Dielectric build option)

EMC: FCC Part 15 (Class B), Canada (Class B), EN 55022 (Class B), EN 55024

RoHS Compliant

Highlights

Applications

With connect rates from 300 to 56,000 bits per second (bps), the SocketModem embedded modem is targeted at applications that periodically need to send or receive data over a standard telephone line. It is ideal for:

- Appliances
- ATM terminals
- Credit card and check verification systems
- Data collection
- Gas pumps
- Industrial and medical remote monitoring systems
- Point-of-sale terminals
- Remote diagnostics
- Remote metering
- Security systems
- Television set-top boxes
- Ticketing machines
- Vending/gaming machine

SocketModem Pin-Out

The SocketModem embedded modem interfaces easily with existing products through a standard serial or parallel communication channel. The complete on-board DAA interfaces with an RJ-11 jack for direct connection to the public switched telephone network. The SocketModem embedded modem provides audio circuit outputs for audio call-progress monitoring, and LED driver outputs for visual monitoring of Carrier Detect, Transmit Data, Receive Data and DTR signals. The SocketModem embedded modem is a Data Terminal Equipment (DTE) device with a serial or parallel interface. The serial DTE channel is capable of transfer speeds to 230.4K bps and can be interfaced directly to a UART or microcontroller.

(I/O) Tip	1	○	64 SPKR (O)
(I/O) Ring	2	○	63 GND (O)
Safety Void	3	X	62 MICV (I)
	4	○	61 VCC (I)
(O) TX+	4	○	60 -LED SPD (O)
(O) TX-	5	○	59 -LED COL (O)
(I) RX+	6	○	58 -LED LINK (O)
(I) RX-	7	○	57 -LED ACT (O)
Safety Void	8	X	56 -LED FDY (O)
	9		55
	10		54
(O) TXCLK	11	○	53
(O) RXCLK	12	○	52
	13		51 GPIO (I/O)
	14		50 GPIO (I/O)
	15		49 GPIO (I/O)
	16		48 GPIO (I/O)
	17		47
	18		46
	19		45
	20		44
(I) Mic+	22	○	43 SPK+ (O)
(I) Mic-	23	○	42 SPK- (O)
(I) -Reset	24	○	41 GND (I)
(I) USB_VBUS	25	○	40 -DTR (I)
(I) GND	26	○	39 -DCD (O)
(I/O) USB_DP	27	○	38 -CTS (O)
(I/O) USB_DN	28	○	37 -DSR (O)
(O) LED DCD	29	○	36 -RI (O)
(O) LED RX	30	○	35 -TXD (I)
(O) LED DTR	31	○	34 -RXD (O)
(O) LED TX	32	○	33 -RTS (I)

Universal Socket Connectivity

Multi-Tech's Universal Socket is a flexible, common architecture that provides cellular, Ethernet, PSTN or Wi-Fi® network access with interchangeable communications devices. This means you can utilize one system design and populate it with your connectivity device of choice accommodating multiple connectivity requirements. In addition, you are assured a seamless migration to future technologies.

Developer's Kit

The Developer's Kit allows you to plug in the communications device and use it for testing, programming and evaluation. See www.multitech.com/pdf/devkit.go for more details.

Telecom Certifications:

Argentina	Korea
Australia	Latvia
Austria	Liechtenstein
Belgium	Lithuania
Bosnia	Luxembourg
Brazil	Malta
Bulgaria	Mexico
Canada	Netherlands
Chile	New Zealand
China*	Norway
Cyprus	Philippines
Czech Republic	Poland
Denmark	Portugal
Estonia	Romania
Finland	Russia
France	Singapore
Germany	Slovak Republic
Greece	Slovenia
Herzegovina	South Africa
Hong Kong	Spain
Hungary	Sweden
Iceland	Switzerland
Indonesia	Taiwan
Ireland	Thailand
Israel	Turkey
Italy	United Kingdom
Japan	United States

The above list is our target set of countries in which the global SocketModem embedded modems are approved. Many of the approvals are completed at the time the product is released to market; whereas others may take additional months to complete. Furthermore, some models may have additional approvals.

* MT9234SMI only.

SocketModem Models

	MT2492SMI-xx	MT9234SMI-xx	MT5692SMI-xx
SocketModem Models			
Telecom Approvals			
Global		X	X
Interface			
Serial	X	X	X
Parallel		X	X
Power			
3.3 Volt	X	X	X
5 Volt	X	X	X
Maximum Data Rate			
V.92/56K	X	X	X
V.34/33.6K	X	X	X
V.22bis/2400 baud	X		
Fax Capability			
V.34 Fax		X	
V.17 Fax		X	X
V.29/V.27/V.21 Fax		X	X
Fax Class 1		X	X
Fax Class 1.0		X	X
Fax Class 2		X	
Fax Class 2.0/2.1		X	
Fax Compression (MH, MR, MMR)		X	
Error Correction Mode (ECM)		X	
Memory Type			
Flash + RAM		X	
Masked ROM	X		X
Features			
11-bit Mode		X	
U.S. Caller ID	X	X	X
Leased Line (2-wire)		X	
V.22bis Fast Connect	X	X	X
FastPOS (V.29)			X
Callback Security		X	
Industrial Temp Range		X	X
Medical Isolation		X	
LED Pin Outputs		X	X
Extension Pickup Detection	X		X
Remote Hang-up Detection	X		X
Line-in-use Detection	X		X
Digital PBX Detection & Protection	X		X
Voice Record & Playback (TAM)		X	X
Speakerphone I/O			X

Ordering Information

Product	Description	Region
MT9234SMI-92	V.92 Serial Data V.34 Fax	Global
MT9234SMI-P-92	V.92 Parallel Data V.34 Fax	Global
MT9234SMI-L-92	V.92 Serial Data V.34 Fax	Global
MT9234SMI-P-L-92	V.92 Parallel Data V.34 Fax	Global
MT9234SMI-HV-92	V.92 Serial Data V.34 Fax	Global
MT9234SMI-P-HV-92	V.92 Parallel Data V.34 Fax	Global
MT5692SMI-92	V.92 Serial Data/Fax	Global
MT5692SMI-L-92	V.92 Serial Data/Fax	Global
MT5692SMI-X-L-92	V.92 Serial Data/Fax (no LED pins)	Global
MT5692SMI-P-92	V.92 Parallel Data/Fax	Global
MT5692SMI-P-L-92	V.92 Parallel Data/Fax	Global
MT5692SMI-V-92	V.92 Serial Data/Fax	Global
MT5692SMI-34	V.34 Serial Data/Fax	Global
MT5692SMI-L-34	V.34 Serial Data/Fax	Global
MT5692SMI-P-34	V.34 Parallel Data/Fax	Global
MT5692SMI-P-L-34	V.34 Parallel Data/Fax	Global
MT5692SMI-V-34	V.34 Serial Data/Fax	Global
MT2492SMI-92	V.92 Serial Data Only	US/Can/Euro
MT2492SMI-34	V.34 Serial Data Only	US/Can/Euro
MT2492SMI-22	V.22bis Serial Data Only	US/Can/Euro
MT2492SMI-L-92	V.92 Serial Data Only	US/Can/Euro
MT2492SMI-L-34	V.34 Serial Data Only	US/Can/Euro
MT2492SMI-L-22	V.22bis Serial Data Only	US/Can/Euro
MTSMI-UDK	SocketModem Serial Developer Kit	Global
MTSMI-P-DK	SocketModem Parallel Developer Kit	Global

Ordering codes

-92	V.92/56K data rate
-34	V.34/33.6K data rate
-22	V.22bis/2400 baud data rate
-P	Parallel interface (default is serial)
-X	Exclude LED pin outputs (Legacy MT5600SMI and MT3400SMI support)
-L	3.3 Volt power input (default is 5V)
-HV	High Voltage dielectric isolation (EN60601)
-V	Speakerphone I/O
-DK	Developer kit
-UDK	Universal Developer kit

Services & Warranty

Multi-Tech's comprehensive Support Services programs offer a full array of options to suit your specific needs. These services are aimed at protecting your investment, extending the life of your solution or product, and reducing total cost of ownership. Our seasoned technical experts, with an average tenure of more than 10 years, can walk you through smooth installations, troubleshoot issues and help you with configurations. Products include a 2-year warranty.

Installation Support

Multi-Tech's Installation Support Service delivers priority service with the ability to work one-on-one with an experienced Multi-Tech technical support engineer, to guide you through the installation process for our products.

Technical Support Services

At Multi-Tech, we're committed to providing you personalized attention and quality service while providing you a quick response to your product support needs. We have several options of support for you to choose from.

For additional information on Support Services as well as other service offerings, please contact your Multi-Tech representative or visit www.multitech.com/support.go.

World Headquarters

Multi-Tech Systems, Inc.
2205 Woodale Drive
Mounds View, MN 55112 U.S.A.
Tel: 763-785-3500
Toll-Free: 800-328-9717
Email: sales@multitech.com
www.multitech.com

EMEA Headquarters

Multi-Tech Systems (EMEA)
Unit 1, Thames Court
2 Richfield Avenue
Reading, Berkshire RG1 8EQ
United Kingdom
Tel: +(44) 118 959 7774
Email: sales@multitech.co.uk

Produced in the U.S. of U.S. and non-U.S. components. Features and specifications are subject to change without notice.


Trademarks and Registered Trademarks: Multi-Tech and the Multi-Tech logo, SocketModem: Multi-Tech Systems, Inc. All other products and technologies are the trademarks or registered trademarks of their respective holders.

4/13 • 86002113 • © 2013 by Multi-Tech Systems, Inc. All rights reserved.



Looking for pricing, stock, or lifecycle information?

Click below to explore more details on WIN SOURCE:

 [View MT5692SMI-V-92.R1 on WIN SOURCE](#)

 [Multi-Tec Information](#)

Optimize Your Supply Chain with WIN SOURCE Solutions

-  Global Sourcing Solution
-  Obsolete Management
-  Cost Control Management
-  Shortage Management
-  Alternative Solution
-  Excess Inventory Management