




THE DATASHEET OF SPB03A-15





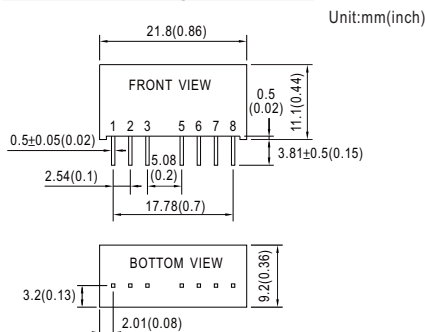
- Features :
 - 2:1 wide input range
 - 1000VDC I/O isolation
 - Built-in remote ON/OFF control
 - Built-in EMI filter
 - Protections: Short circuit / Overload
 - Cooling by free air convection
 - Single in line package
 - 100% full load burn-in test
 - Low cost / High reliability
 - Modified models available: output 3.3V/9V
 - 2 years warranty



SPECIFICATION

ORDER NO.	SPB03E-05	SPB03A-05	SPB03B-05	SPB03C-05	SPB03E-12	SPB03A-12	SPB03B-12	SPB03C-12	SPB03E-15	SPB03A-15	SPB03B-15	SPB03C-15
OUTPUT	DC VOLTAGE				12V				15V			
	CURRENT RANGE				25 ~ 250mA				20 ~ 200mA			
	RATED POWER				3W							
	RIPPLE & NOISE (max.) Note.2				50mVp-p				60mVp-p			
	LINE REGULATION Note.3				±0.5%							
	LOAD REGULATION Note.4				±0.5%							
	VOLTAGE ACCURACY				±2.0%							
	SWITCHING FREQUENCY				100KHz min.							
INPUT	VOLTAGE RANGE E: 4.5 ~ 9VDC A: 9 ~ 18VDC B: 18 ~ 36VDC C: 36 ~ 72VDC											
	EFFICIENCY (Typ.) 74% 73% 77% 78% 76% 80% 80% 79% 75% 80% 80% 82%											
	DC CURRENT Full load E: 810mA A: 340mA B: 165mA C: 85mA											
	No load E: 110mA A: 40mA B: 20mA C: 10mA											
	FILTER Capacitor Type											
	REMOTE CONTROL Power ON : R.C. ~ -Vin < 1VDC or open ; Power OFF : R.C. ~ -Vin > 4VDC											
PROTECTION (Note. 5)	OVERLOAD 150 ~ 250% rated output power											
	Protection type : Recovers automatically after fault condition is removed											
	SHORT CIRCUIT All output equipped with short circuit											
Protection type : Recovers automatically after fault condition is removed												
ENVIRONMENT	WORKING TEMP. -40 ~ +85°C (Refer to "Derating Curve")											
	WORKING HUMIDITY 20% ~ 90% RH non-condensing											
	STORAGE TEMP., HUMIDITY -40 ~ +105°C, 10 ~ 95% RH											
	TEMP. COEFFICIENT ±0.05% / °C (0 ~ 50°C)											
	VIBRATION 10 ~ 500Hz, 2G 10min./1 cycle, period for 60min. each along X, Y, Z axes											
SAFETY	SAFETY STANDARDS EAC TP TC 004 approved											
	WITHSTAND VOLTAGE I/P-O/P:1KVDC											
	ISOLATION RESISTANCE I/P-O/P: 100M Ohms / 500VDC / 25°C / 70% RH											
	ISOLATION CAPACITANCE 80pF max.											
	EMC EMISSION Compliance to EN55032 Class B, FCC part 15 Class B, EAC TP TC 020											
EMC IMMUNITY Compliance to EN61000-4-2,3,4,5,6,8 light industry level, criteria A, EAC TP TC 020												
OTHERS	MTBF 600Khrs min. MIL-HDBK-217F(25°C)											
	DIMENSION 21.8*9.2*11.1mm or 0.86"*0.36"*0.44" inch (L*W*H)											
	WEIGHT 4.8g											

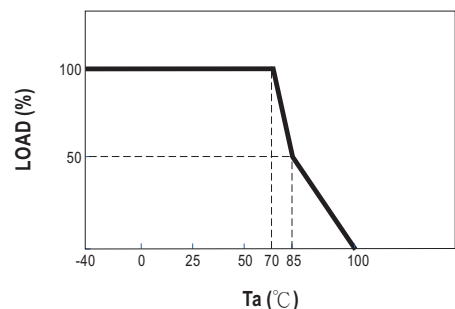
■ Mechanical Specification



■ Pin Configuration

Pin No.	Output
1	-Vin
2	+Vin
3	R.C.
5	N.C.
6	+Vout
7	-Vout
8	N.C.

■ Derating Curve



NOTE

- All parameters are specified at normal input, rated load, 25°C 70% RH ambient.
 - Ripple & noise are measured at 20MHz by using a 12" twisted pair terminated with a 0.1uf & 47uf capacitor.
 - Line regulation is measured from low line to high line at rated load.
 - Load regulation is measured from 10% to 100% rated load.
 - Please prevent the converter from operating in overload or short circuit condition for more than 30 seconds.
- ※ Product Liability Disclaimer : For detailed information, please refer to <https://www.meanwell.com/serviceDisclaimer.aspx>

Looking for pricing, stock, or lifecycle information?

Click below to explore more details on WIN SOURCE:

-  [View SPB03A-15 on WIN SOURCE](#)
-  [Mean Well Enterprises Co., Ltd. Information](#)

Optimize Your Supply Chain with WIN SOURCE Solutions

-  Global Sourcing Solution
-  Obsolete Management
-  Cost Control Management
-  Shortage Management
-  Alternative Solution
-  Excess Inventory Management