




THE DATASHEET OF SPB05B-05





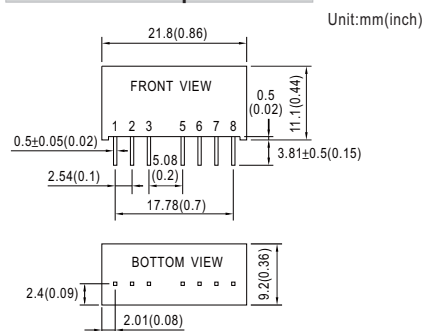
- Features :
 - 2:1 wide input range
 - 1500VDC I/O isolation
 - Built-in remote ON/OFF control
 - Built-in EMI filter
 - Protections: Short circuit / Overload
 - Cooling by free air convection
 - Single in line package
 - 100% full load burn-in test
 - Low cost / High reliability
 - Modified models available: output 3.3V/9V
 - 2 years warranty



SPECIFICATION

ORDER NO.	SPB05A-05	SPB05B-05	SPB05C-05	SPB05A-12	SPB05B-12	SPB05C-12	SPB05A-15	SPB05B-15	SPB05C-15	
OUTPUT	DC VOLTAGE			12V			15V			
	CURRENT RANGE			42 ~ 417mA			33 ~ 333mA			
	RATED POWER									5W
	RIPPLE & NOISE (max.) Note.2			80mVp-p			90mVp-p			
	LINE REGULATION Note.3									±0.5%
	LOAD REGULATION Note.4									±0.5%
	VOLTAGE ACCURACY									±2.0%
	SWITCHING FREQUENCY									100KHz min.
EXTERNAL CAPACITANCE LOAD (max.)									220uF	
INPUT	VOLTAGE RANGE									A: 9 ~ 18VDC B: 18 ~ 36VDC C: 36 ~ 72VDC
	EFFICIENCY (Typ.)									81% 83% 83% 85% 85% 85% 84% 85% 85%
	DC CURRENT									Full load A: 515mA B: 250mA C: 125mA No load A: 40mA B: 25mA C: 15mA
	FILTER									Capacitor Type
	REMOTE CONTROL									Power ON : R.C. ~ -Vin < 1VDC or open ; Power OFF : R.C. ~ -Vin > 4VDC
PROTECTION (Note. 5)	PROTECTION									Fuse recommended A: 1000mA B: 600mA C: 300mA Slow-Blow Type
	OVERLOAD									150 ~ 250% rated output power Protection type : Recovers automatically after fault condition is removed
	SHORT CIRCUIT									All output equipped with short circuit Protection type : Recovers automatically after fault condition is removed
ENVIRONMENT	WORKING TEMP.									-40 ~ +80°C (Refer to "Derating Curve")
	WORKING HUMIDITY									20% ~ 90% RH non-condensing
	STORAGE TEMP., HUMIDITY									-55 ~ +105°C, 10 ~ 95% RH
	TEMP. COEFFICIENT									±0.05% / °C (0 ~ 55°C)
	VIBRATION									10 ~ 500Hz, 2G 10min./1 cycle, period for 60min. each along X, Y, Z axes
SAFETY	SAFETY STANDARDS									EAC TP TC 004 approved
	WITHSTAND VOLTAGE									I/P-O/P: 1.5KVDC
	ISOLATION RESISTANCE									I/P-O/P: 100M Ohms / 500VDC / 25°C / 70% RH
	ISOLATION CAPACITANCE									80pF max.
	EMC EMISSION									Compliance to EN55032 Class B, FCC part 15 Class B, EAC TP TC 020
OTHERS	EMC IMMUNITY									Compliance to EN61000-4-2,3,4,5,6,8 light industry level, criteria A, EAC TP TC 020
	MTBF									600Khrs min. MIL-HDBK-217F(25°C)
	DIMENSION									21.8*9.2*11.1mm or 0.86**0.36**0.44" inch (L*W*H)
WEIGHT									4.8g	

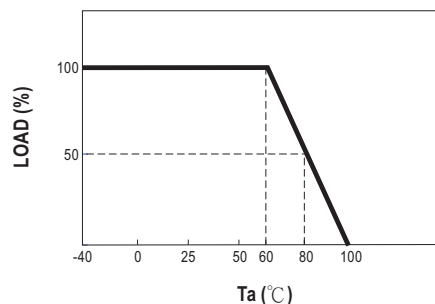
■ Mechanical Specification



■ Pin Configuration

Pin No.	Output
1	-Vin
2	+Vin
3	R.C.
5	N.C.
6	+Vout
7	-Vout
8	N.C.

■ Derating Curve



NOTE

- All parameters are specified at normal input, rated load, 25°C 70% RH ambient.
 - Ripple & noise are measured at 20MHz by using a 12" twisted pair terminated with a 0.1uF & 47uF capacitor.
 - Line regulation is measured from low line to high line at rated load.
 - Load regulation is measured from 10% to 100% rated load.
 - Please prevent the converter from operating in overload or short circuit condition for more than 30 seconds.
- ※ Product Liability Disclaimer : For detailed information, please refer to <https://www.meanwell.com/serviceDisclaimer.aspx>

Looking for pricing, stock, or lifecycle information?

Click below to explore more details on WIN SOURCE:

- [View SPB05B-05 on WIN SOURCE](#)
- [Mean Well Enterprises Co., Ltd. Information](#)

Optimize Your Supply Chain with WIN SOURCE Solutions

- ✓ Global Sourcing Solution
- ✓ Obsolete Management
- ✓ Cost Control Management
- ✓ Shortage Management
- ✓ Alternative Solution
- ✓ Excess Inventory Management