




**THE DATASHEET OF
WSL060300000ZEA9**





Zero Ohm Jumper (0.0002 Ω Max.), Solid Copper Strip, Surface-Mount Device



FEATURES

- All copper construction with solderable terminations
- Encapsulated with high temperature coating
- Very low inductance (< 2 nH)
- Material categorization: for definitions of compliance please see www.vishay.com/doc?99912



Note

* This datasheet provides information about parts that are RoHS-compliant and/or parts that are non RoHS-compliant. For example, parts with lead (Pb) terminations are not RoHS-compliant. Please see the information / tables in this datasheet for details

STANDARD ELECTRICAL SPECIFICATIONS				
GLOBAL MODEL	SIZE	CURRENT RATING A	WEIGHT (typical) g/1000 pieces	RESISTANCE VALUE MAX. Ω
WSL0603...9	0603	45	1.9	0.00025
WSL0805...9	0805	50	4.8	0.0002
WSL1206...9	1206	65	16.2	0.0002
WSL2010...9	2010	75	38.9	0.0002
WSL2512...9	2512	200	63.6	0.0002

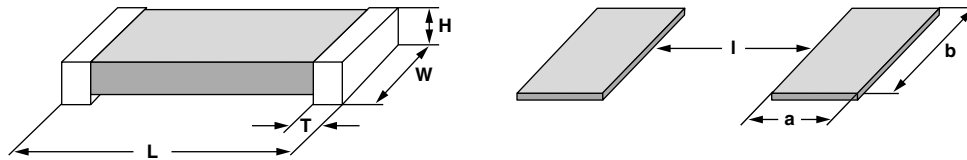
GLOBAL PART NUMBER INFORMATION															
Global Part Numbering: WSL251200000ZEA9 (WSL2512, jumper, lead (Pb)-free)															
W	S	L	2	5	1	2	0	0	0	0	0	Z	E	A	9
GLOBAL MODEL			RESISTANCE VALUE			TOLERANCE CODE			PACKAGING CODE			SPECIAL			
WSL0603 WSL0805 WSL1206 WSL2010 WSL2512			00000 for jumper			Z for jumper			EA = lead (Pb)-free, tape / reel EK = lead (Pb)-free, bulk TA = Pb tape / reel (R86) BA = Pb bulk (B43) TG = tin / lead, tape / reel (RT1, for WSL0603 and WSL0805)			(dash number) 9 for jumper			

Notes

- WSL marking; www.vishay.com/doc?30327
- Per PCN-DR-00009-2022-REV-0, WSL marking will be removed effective March 1st, 2023

TECHNICAL SPECIFICATIONS		
PARAMETER	UNIT	RESISTOR CHARACTERISTICS
Temperature coefficient (nominal)	ppm/°C	3900
Operating temperature range	°C	-65 to +170
Maximum resistance value	Ω	0.0002 max.

DIMENSIONS in inches (millimeters)

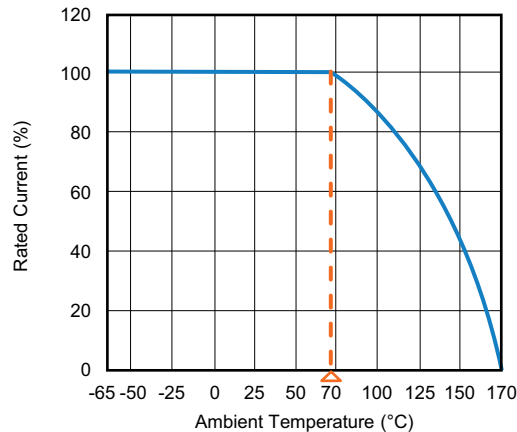


Note

- Surface-mount solder profile recommendations: www.vishay.com/doc?31052

MODEL	DIMENSIONS				SOLDER PAD DIMENSIONS		
	L	W	H	T	a	b	l
WSL0603...9	0.060 ± 0.010 (1.52 ± 0.254)	0.030 ± 0.010 (0.76 ± 0.254)	0.013 ± 0.005 (0.330 ± 0.127)	0.015 ± 0.010 (0.381 ± 0.254)	0.040 (1.01)	0.040 (1.01)	0.020 (0.50)
WSL0805...9	0.080 ± 0.010 (2.03 ± 0.254)	0.050 ± 0.010 (1.27 ± 0.254)	0.013 ± 0.005 (0.330 ± 0.127)	0.015 ± 0.010 (0.381 ± 0.254)	0.040 (1.02)	0.050 (1.27)	0.020 (0.50)
WSL1206...9	0.126 ± 0.010 (3.20 ± 0.254)	0.063 ± 0.010 (1.60 ± 0.254)	0.025 ± 0.010 (0.635 ± 0.254)	0.020 ± 0.010 (0.508 ± 0.254)	0.062 (1.57)	0.070 (1.78)	0.030 (0.76)
WSL2010...9	0.200 ± 0.010 (5.08 ± 0.254)	0.100 ± 0.010 (2.54 ± 0.254)	0.025 ± 0.010 (0.635 ± 0.254)	0.020 ± 0.010 (0.508 ± 0.254)	0.055 (1.40)	0.120 (3.05)	0.130 (3.30)
WSL2512...9	0.250 ± 0.010 (6.35 ± 0.254)	0.125 ± 0.010 (3.18 ± 0.254)	0.025 ± 0.010 (0.635 ± 0.254)	0.030 ± 0.010 (0.762 ± 0.254)	0.065 (1.65)	0.145 (3.68)	0.160 (4.06)

DERATING



PACKAGING				
MODEL	REEL			
	TAPE WIDTH	DIAMETER	PIECES/REEL	CODE
WSL0603...9	8 mm / punched paper	178 mm / 7"	5000	EA
WSL0805...9	8 mm / punched paper	178 mm / 7"	5000	EA
WSL1206...9	8 mm / embossed plastic	178 mm / 7"	4000	EA
WSL2010...9	12 mm / embossed plastic	178 mm / 7"	4000	EA
WSL2512...9	12 mm / embossed plastic	178 mm / 7"	2000	EA

Note

- Embossed carrier tape per EIA-481



Disclaimer

ALL PRODUCT, PRODUCT SPECIFICATIONS AND DATA ARE SUBJECT TO CHANGE WITHOUT NOTICE TO IMPROVE RELIABILITY, FUNCTION OR DESIGN OR OTHERWISE.

Vishay Intertechnology, Inc., its affiliates, agents, and employees, and all persons acting on its or their behalf (collectively, "Vishay"), disclaim any and all liability for any errors, inaccuracies or incompleteness contained in any datasheet or in any other disclosure relating to any product.

Vishay makes no warranty, representation or guarantee regarding the suitability of the products for any particular purpose or the continuing production of any product. To the maximum extent permitted by applicable law, Vishay disclaims (i) any and all liability arising out of the application or use of any product, (ii) any and all liability, including without limitation special, consequential or incidental damages, and (iii) any and all implied warranties, including warranties of fitness for particular purpose, non-infringement and merchantability.

Statements regarding the suitability of products for certain types of applications are based on Vishay's knowledge of typical requirements that are often placed on Vishay products in generic applications. Such statements are not binding statements about the suitability of products for a particular application. It is the customer's responsibility to validate that a particular product with the properties described in the product specification is suitable for use in a particular application. Parameters provided in datasheets and / or specifications may vary in different applications and performance may vary over time. All operating parameters, including typical parameters, must be validated for each customer application by the customer's technical experts. Product specifications do not expand or otherwise modify Vishay's terms and conditions of purchase, including but not limited to the warranty expressed therein.

Hyperlinks included in this datasheet may direct users to third-party websites. These links are provided as a convenience and for informational purposes only. Inclusion of these hyperlinks does not constitute an endorsement or an approval by Vishay of any of the products, services or opinions of the corporation, organization or individual associated with the third-party website. Vishay disclaims any and all liability and bears no responsibility for the accuracy, legality or content of the third-party website or for that of subsequent links.

Vishay products are not designed for use in life-saving or life-sustaining applications or any application in which the failure of the Vishay product could result in personal injury or death unless specifically qualified in writing by Vishay. Customers using or selling Vishay products not expressly indicated for use in such applications do so at their own risk. Please contact authorized Vishay personnel to obtain written terms and conditions regarding products designed for such applications.

No license, express or implied, by estoppel or otherwise, to any intellectual property rights is granted by this document or by any conduct of Vishay. Product names and markings noted herein may be trademarks of their respective owners.

Looking for pricing, stock, or lifecycle information?

Click below to explore more details on WIN SOURCE:

 [View WSL060300000ZEA9 on WIN SOURCE](#)

 [Vishay Information](#)

Optimize Your Supply Chain with WIN SOURCE Solutions

-  Global Sourcing Solution
-  Obsolete Management
-  Cost Control Management
-  Shortage Management
-  Alternative Solution
-  Excess Inventory Management