
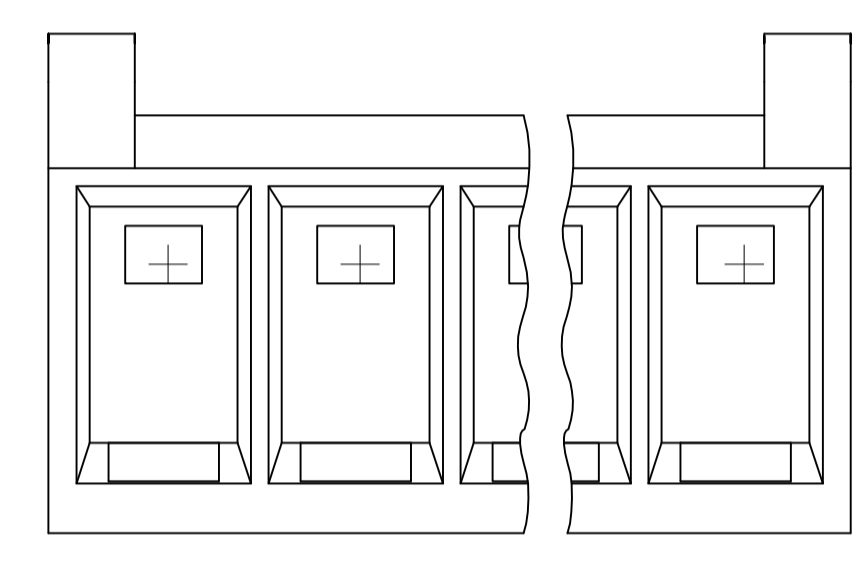
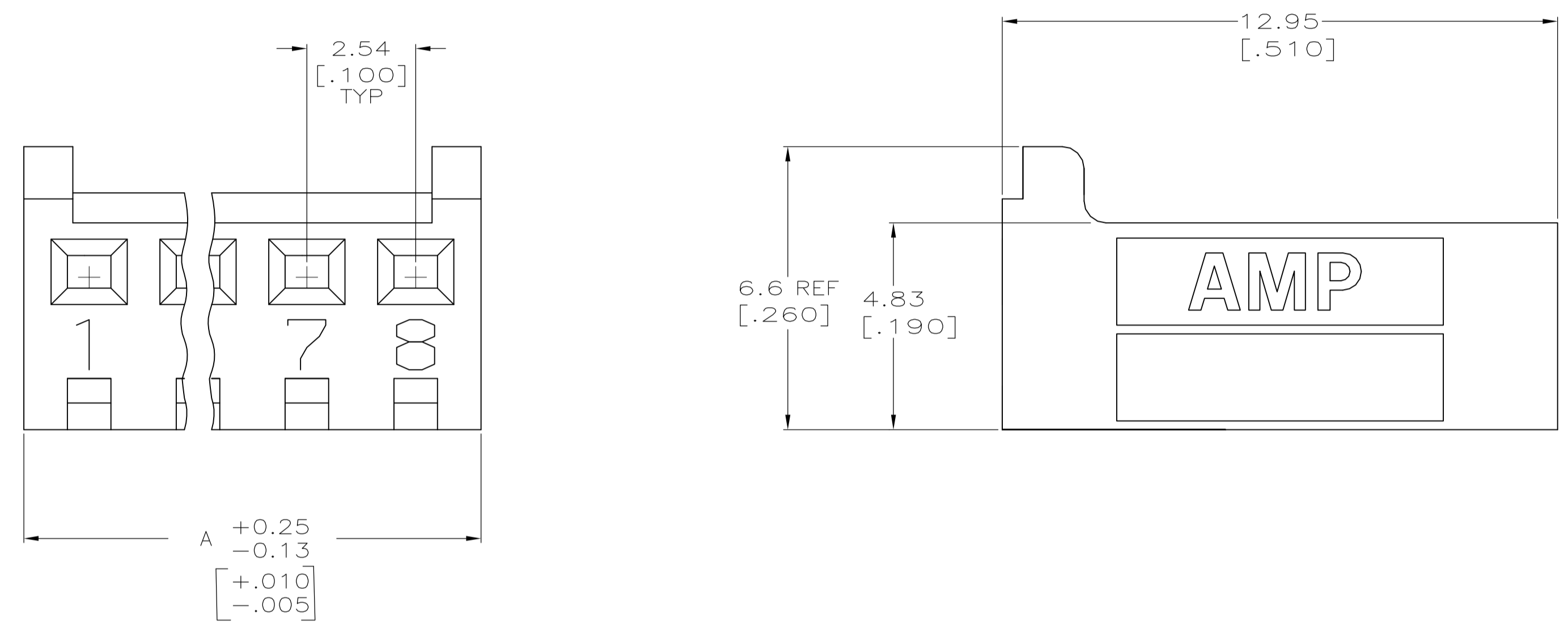


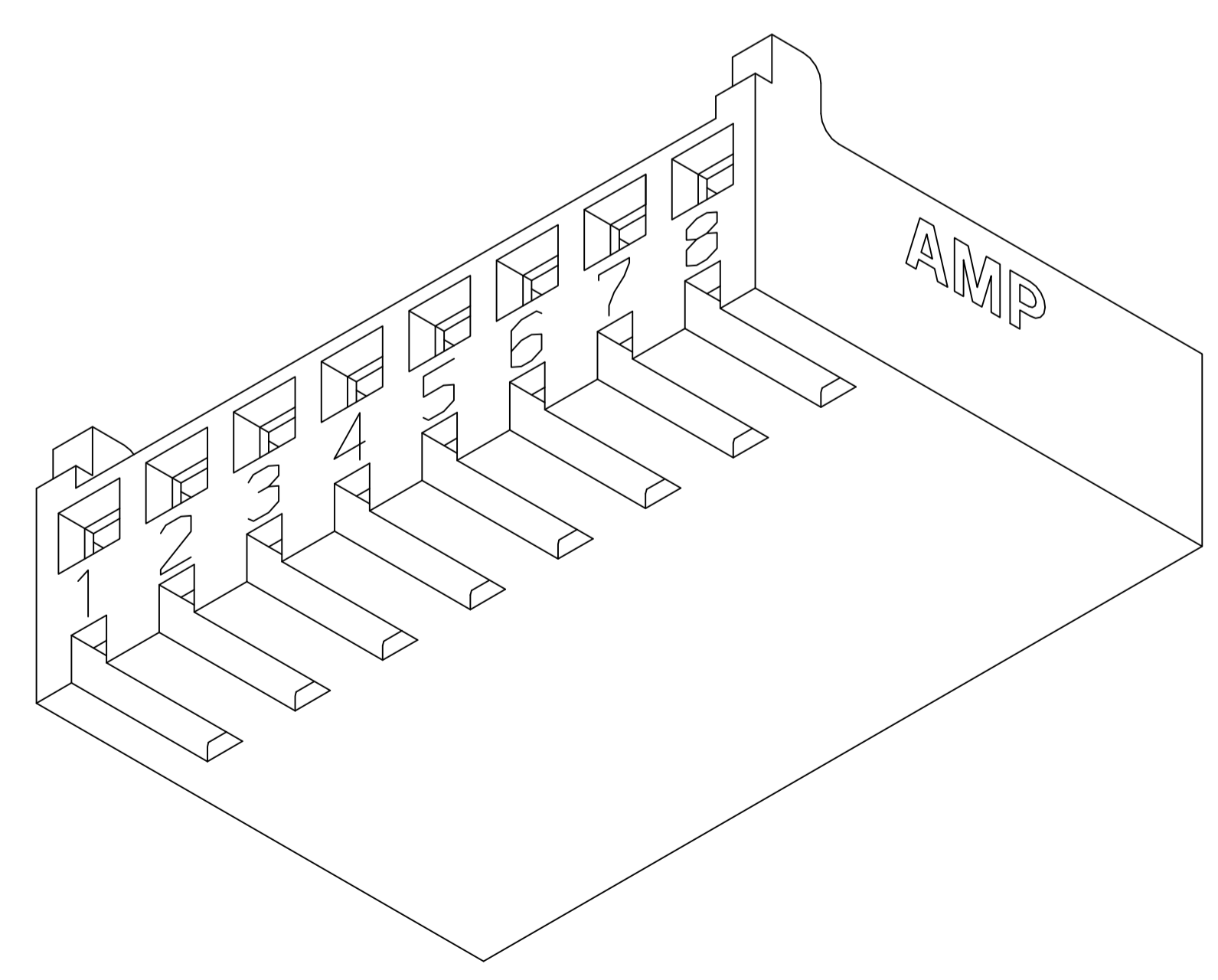


THE DATASHEET OF
770602-3

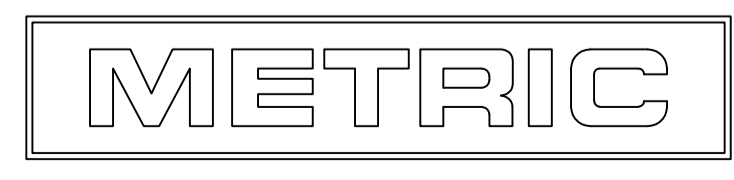




1. ACCEPTS CONTACT P/N 770601-1.
2. DIMENSIONS IN BRACKETS ARE IN INCHES.
3. ACCEPTS MTA-100 KEYING PLUG P/N 641994-1.



2.820	71.63	28	2-770602-8
2.720	69.09	27	2-770602-7
2.620	66.55	26	2-770602-6
2.520	64.01	25	2-770602-5
2.420	61.47	24	2-770602-4
2.320	58.93	23	2-770602-3
2.220	56.39	22	2-770602-2
2.120	53.85	21	2-770602-1
2.020	51.31	20	2-770602-0
1.920	48.77	19	1-770602-9
1.820	46.23	18	1-770602-8
1.720	43.69	17	1-770602-7
1.620	41.15	16	1-770602-6
1.520	38.61	15	1-770602-5
1.420	36.07	14	1-770602-4
1.320	33.53	13	1-770602-3
1.220	30.99	12	1-770602-2
1.120	28.45	11	1-770602-1
1.020	25.91	10	1-770602-0
.920	23.37	9	770602-9
.820	20.83	8	770602-8
.720	18.29	7	770602-7
.620	15.75	6	770602-6
.520	13.21	5	770602-5
.420	10.67	4	770602-4
.320	8.13	3	770602-3
.220	5.59	2	770602-2
IN	MM	NO. OF CIRCUITS	PART NUMBER



3-DIMENSIONAL MODEL NTS

THIS DRAWING IS A CONTROLLED DOCUMENT.

DIMENSIONS:	TOLERANCES UNLESS OTHERWISE SPECIFIED:	APVD	NAME
mm [INCHES]	0. PLC ± -	C. MARTIN	R. SWING
	1. PLC ± -	M. SHORE	
	2. PLC ± -		
	3. PLC ± 0.13 [.005]		
	4. PLC ± -		
	ANGLES ± -		

MATERIAL: NYLON, UL 94V-0 NATURAL FINISH: -

APVD: M. SHORE

APPLICATION SPEC: -

SIZE: A1

WEIGHT: -

CAGE CODE: 00779

DRAWING NO: 770602

RESTRICTED TO: -

CUSTOMER DRAWING

SCALE: 10:1

SHEET: 1 OF 1


REV: F1

STE TE Connectivity

HOUSING, CST-100

Looking for pricing, stock, or lifecycle information?

Click below to explore more details on WIN SOURCE:

 [View 770602-3 on WIN SOURCE](#)

 [TE Connectivity](#) Information

Optimize Your Supply Chain with WIN SOURCE Solutions

-  Global Sourcing Solution
-  Obsolete Management
-  Cost Control Management
-  Shortage Management
-  Alternative Solution
-  Excess Inventory Management