



# 3M™ Cold Shrink Connector Insulators 8420 Series

Data Sheet

December 2012

## Product Description

3M™ Cold Shrink Connector Insulators are open-ended, tubular, rubber sleeves which are factory expanded and assembled onto a removable core. The core is removed after the tube has been positioned for installation over an inline connection, terminal lug, etc., allowing the tube to shrink and form a water-resistant seal. The insulating tube is made of EPDM rubber which contains no chlorides or sulfur. Six diameter sizes will cover a range of cable up to 1000 volts for copper and aluminum conductors from 10 AWG through 1000 kcmil.

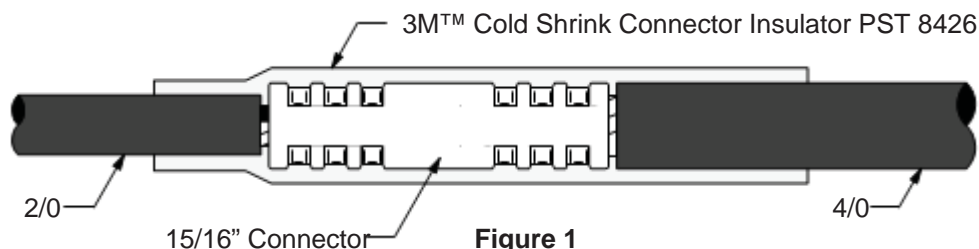
To extend the useful life of this product in applications which are continuously exposed to high levels of ultra-violet radiation, overwrap with Scotch® Super 33+™ Vinyl Tape or Scotch® Self-Flushing silicone Rubber Tape 70.

## Features

- Simple installation, requires no tools.
- Accommodates a wide range of cable sizes.
- No torches or heat required. Good thermal stability.
- Seals tight, retains its resiliency and pressure even after prolonged years of aging and exposure.
- Excellent wet electrical properties.
- Improved, tougher rubber formulation to withstand backfilling.
- Water-resistant. Meets the water seal requirements of ANSI C119.1.
- No mastic or tape required to seal.
- Resists acids and alkalies, resists ozone, resists fungus.

## Applications

- Primary electrical insulation for all solid dielectric (rubber and plastic) insulated wire and cable splicing rated to 1000 volts.
- Direct burial or submersible. For indoor, outdoor.
- Physical protection and moisture sealing for air-insulated connectors and lugs such as spacer cable and lug connections to bus bar.
- Insulation of secondary splices, copper or aluminum conductors.
- Relocation of service. Dig-in repairs.
- Sheath repairs.
- Environmental sealing for communication and other non-electrical applications.
- Insulation of inline conductor transition connectors (*see Figure 1*).



# 3M™ Cold Shrink Connector Insulators 8420 Series

**Typical Properties** Not for specifications. Values are typical, not to be considered minimum or maximum. Properties measured at room temperature 73°F (23°C) unless otherwise stated.

## EPDM Rubber

Physical Properties (Test Method)	Typical Value US units (metric)
<b>Color</b>	Black
<b>300% Modulus</b> (ASTM D 412-75)	480 psi (3,3 MPa)
<b>Ultimate Tensile</b> (ASTM D 412-75) Original	1400 psi (9,6 MPa)
<b>Ultimate Elongation</b> (ASTM D 412-75) Original	750%
<b>Die C Tear</b> (ASTM D 624C-73) Original	150 pli (26,3 KN/m)
<b>Fungus Resistance</b> (ASTM G-21) 28 days exposure	No Growth
<b>Moisture Absorption</b> 7 days 90 °C (194 °F) H <sub>2</sub> O	wt. gain 1.8%

Electrical Properties (Test Method)	Typical Value US units (metric)
<b>Dielectric Strength</b> (ASTM D 149-75) Original @ 1,78 mm	365 v/mil (14,3 Mv/m)
<b>7 days in H<sub>2</sub>O at 90 °C (194 °F)</b>	282 v/mil (11,1 Mv/m)

## 3M™ Cold Shrink Selection Table

Product Number	Conductor Sizes AWG & Kcmil	Product Diameter Range (Minimum – Maximum)* Inches (mm)	Relaxed Tube Length Inches (mm)
8423-6	6 – 4	0.31 – 0.56 (7,80 – 14,3)	6.0 (152)
8424-8	10 – 1/0**	0.10 – 0.82 (2,54 – 20,9)	8.0 (203)
8425-8	2 – 1/0	0.40 – 0.82 (10,1 – 20,9)	8.0 (203)
8426-9	2/0 – 250	0.55 – 1.18 (13,9 – 30,1)	9.0 (229)
8426-11	2/0 – 250	0.55 – 1.18 (13,9 – 30,1)	11.0 (279)
8427-6***	—	0.67 – 1.38 (16,8 – 35,1)	6.0 (152)
8427-12	250 – 400	0.67 – 1.38 (16,8 – 35,1)	12.0 (305)
8427-16	250 – 400	0.67 – 1.38 (16,8 – 35,1)	16.0 (406)
8428-6***	—	0.95 – 1.94 (24,0 – 49,3)	6.0 (152)
8428-12	450 – 800	0.95 – 1.94 (24,0 – 49,3)	12.0 (305)
8428-18	450 – 800	0.95 – 1.94 (24,0 – 49,3)	18.0 (457)
8429-6***	—	1.27 – 2.67 (32,2 – 67,8)	6.0 (152)
8429-9****	900 – 1000	1.27 – 2.67 (32,2 – 67,8)	9.0 (229)
8429-12	900 – 1000	1.27 – 2.67 (32,2 – 67,8)	12.0 (305)
8429-18	900 – 1000	1.27 – 2.67 (32,2 – 67,8)	18.0 (457)
8430-9***	—	1.68 – 3.69 (42,6 – 93,7)	9.0 (229)
8430-18	1250 – 2000	1.68 – 3.69 (42,6 – 93,7)	18.0 (457)

### NOTES:

\* Minimum = Seal Diameter Maximum = Connector Clearance Dimension

\*\* Product contains range-extending adapters (Without adapters, 8424-8/8425-8 ranges are identical).

\*\*\* Primary uses: Sealing of terminal lug barrels, conduit couplings and conduit-to-cable breakouts.

\*\*\*\* Maximum connector length: 5.625" (For longer connector bodies, select 8429-12/8429-18 as needed).


**IMPORTANT:** Use wire insulation/jacket diameters and connector O.D. for final sizing confirmation.

# 3M™ Cold Shrink Connector Insulators 8420 Series

EHS

## CAUTION

Working around energized systems may cause serious injury or death. Installation should be performed by personnel familiar with good safety practice in handling electrical equipment. De-energize and ground all electrical systems before installing product.

- 3M cold shrink removable core is a mixed polymer and recyclable with other waste. 
- Read all Health Hazard, Precautionary and First Aid statements found in the Material Safety Data Sheet (MSDS) and/or product label prior to handling or use.

### Shelf Life & Storage

3M Cold Shrink Connector Insulators 8420 Series have a 5-year shelf life from date of manufacture when stored in a humidity controlled storage (10°C/50°F to 27°C/80°F and <75% relative humidity).

### Availability

Please contact your local distributor; available from [3M.com/electrical](http://3M.com/electrical) [Where to Buy] or call 1.800.245.3573.

### Important Notice

All statements, technical information, and recommendations related to 3M's products are based on information believed to be reliable, but the accuracy or completeness is not guaranteed. Before using this product, you must evaluate it and determine if it is suitable for your intended application. You assume all risks and liability associated with such use. Any statements related to the product, which are not contained in 3M's current publications, or any contrary statements contained on your purchase order, shall have no force or effect unless expressly agreed upon, in writing, by an authorized officer of 3M.

### Warranty; Limited Remedy; Limited Liability

This product will be free from defects in material and manufacture at the time of purchase. 3M MAKES NO OTHER WARRANTIES INCLUDING, BUT NOT LIMITED TO, ANY IMPLIED WARRANTY OF MERCHANTABILITY OR FITNESS FOR A PARTICULAR PURPOSE. If this product is defective within the warranty period stated above, your exclusive remedy shall be, at 3M's option, to replace or repair the 3M product or refund the purchase price of the 3M product. Except where prohibited by law, 3M will not be liable for any indirect, special, incidental or consequential loss or damage arising from this 3M product, regardless of the legal theory asserted.

3M is a trademark of 3M Company.




### Electrical Markets Division


6801 River Place Blvd.  
Austin, TX 78726-9000  
800.245.3573  
FAX: 800.245.0329  
[www.3M.com/electrical](http://www.3M.com/electrical)

Please recycle  
© 3M 2012 All rights reserved  
78-8141-5459-3 Rev A

## Looking for pricing, stock, or lifecycle information?

Click below to explore more details on WIN SOURCE:

 [View 8426-9 on WIN SOURCE](#)

 [3M Information](#)

## Optimize Your Supply Chain with WIN SOURCE Solutions

-  Global Sourcing Solution
-  Obsolete Management
-  Cost Control Management
-  Shortage Management
-  Alternative Solution
-  Excess Inventory Management