



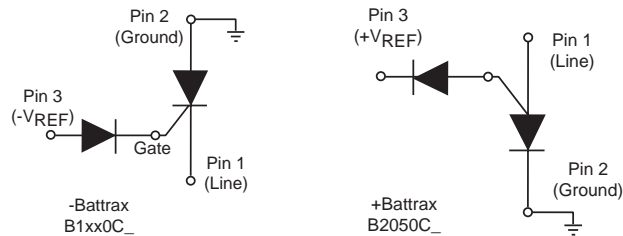
**THE DATASHEET OF
B1160CCRP**



Battrax SLIC Protector

This solid state protection device can be referenced to either a positive or negative voltage source. The B1xx0C_ is for a $-V_{REF}$ and the B2050C_ is for a $+V_{REF}$. Designed using an SCR and a gate diode, the B1xx0C_ Battrax begins to conduct at $|-V_{REF}| + |-1.2 V|$ while the B2050C_ Battrax begins to conduct at $|+V_{REF}| + |1.2 V|$.

For a diagram of a Battrax application, see Figure 3.38.



Electrical Parameters

Part Number *	V _{DRM} Volts	V _S Volts	V _T Volts	I _{DRM} μ Amps	I _{GT} mAmps	I _T Amps	I _H mAmps	C _O pF
B1100C_	$ -V_{REF} + -1.2 V $	$ -V_{REF} + -10 V $	4	5	100	2.2	100	50
B1160C_	$ -V_{REF} + -1.2 V $	$ -V_{REF} + -10 V $	4	5	100	2.2	160	50
B1200C_	$ -V_{REF} + -1.2 V $	$ -V_{REF} + -10 V $	4	5	100	2.2	200	50
B2050C_	$ +V_{REF} + 1.2 V $	$ +V_{REF} + 10 V $	4	5	50	2.2	50	50

* For individual "CA" and "CC" surge ratings, see table below.

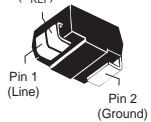
General Notes:

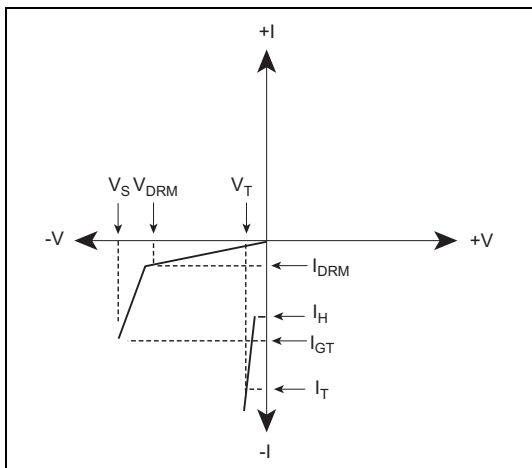
- All measurements are made at an ambient temperature of 25 °C. I_{PP} applies to -40 °C through +85 °C temperature range.
- I_{PP} is a repetitive surge rating and is guaranteed for the life of the product.
- I_{PP} ratings assume V_{REF} = $\pm 48 V$.
- V_{DRM} is measured at I_{DRM}.
- V_S is measured at 100 V/ μ s.
- Off-state capacitance (C_O) is measured at 1 MHz with a 2 V bias and is a typical value. "CC" product is approximately 2x the listed value.
- Positive Battrax information is preliminary data.
- V_{REF} maximum value for the negative Battrax is -200 V.
- V_{REF} maximum value for the positive Battrax is 110 V.

Surge Ratings

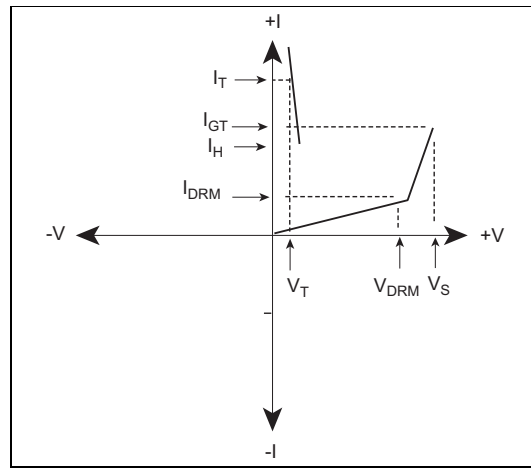
Series	I _{PP} 2x10 μ s Amps	I _{PP} 8x20 μ s Amps	I _{PP} 10x160 μ s Amps	I _{PP} 10x560 μ s Amps	I _{PP} 10x1000 μ s Amps	I _{TSM} 60 Hz Amps	di/dt Amps/ μ s
A	150	150	90	60	50	20	500
C	500	400	200	150	100	50	500

Thermal Considerations

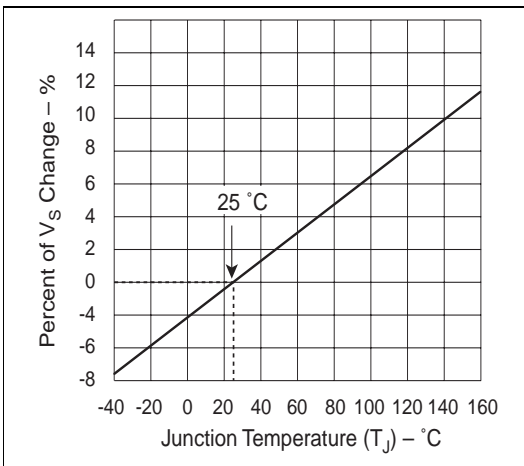
Package	Symbol	Parameter	Value	Unit
Modified DO-214AA 	T_J	Operating Junction Temperature Range	-40 to +150	$^{\circ}\text{C}$
	T_S	Storage Temperature Range	-65 to +150	$^{\circ}\text{C}$
	$R_{\theta JA}$	Thermal Resistance: Junction to Ambient	85	$^{\circ}\text{C/W}$



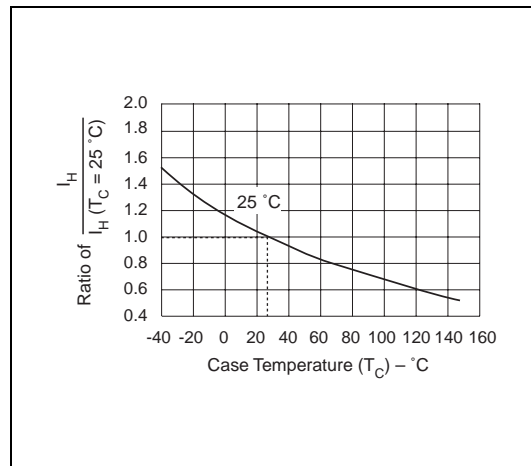
V-I Characteristics for Negative Battrax



V-I Characteristics for Positive Battrax



Normalized V_S Change versus Junction Temperature



Normalized DC Holding Current versus Case Temperature

Data Sheets

Looking for pricing, stock, or lifecycle information?

Click below to explore more details on WIN SOURCE:

 [View B1160CCRP on WIN SOURCE](#)

 [Littelfuse Inc. Information](#)

Optimize Your Supply Chain with WIN SOURCE Solutions

-  Global Sourcing Solution
-  Obsolete Management
-  Cost Control Management
-  Shortage Management
-  Alternative Solution
-  Excess Inventory Management