




**THE DATASHEET OF
CF322513-2R2K**





Features

- 1210 size
- Magnetic shielding
- High Q characteristics
- High current
- Lead free



The CF322513 Series is currently available, although not recommended for new designs. Model CM322522 is preferred.

Applications

- Prevention of electromagnetic interference to signals on the secondary side of electronic equipment

CF322513 Series - Ferrite Multi-Layer High Current Chip Inductors

Electrical Specifications

| Bourns Part No. | Inductance | | Q | Test Freq. | SRF MHz | DCR | I rms |
|-----------------|------------|--------|----|------------|---------|------|-------|
| | μH | Tol. % | | | | | |
| CF322513-R12K | 0.12 | ±10 | 30 | 25.2 | 500 | 0.22 | 450 |
| CF322513-R15K | 0.15 | ±10 | 30 | 25.2 | 450 | 0.25 | 450 |
| CF322513-R18K | 0.18 | ±10 | 30 | 25.2 | 400 | 0.28 | 450 |
| CF322513-R22K | 0.22 | ±10 | 30 | 25.2 | 350 | 0.32 | 450 |
| CF322513-R27K | 0.27 | ±10 | 30 | 25.2 | 320 | 0.36 | 450 |
| CF322513-R33K | 0.33 | ±10 | 30 | 25.2 | 300 | 0.40 | 450 |
| CF322513-R39K | 0.39 | ±10 | 30 | 25.2 | 250 | 0.45 | 450 |
| CF322513-R47K | 0.47 | ±10 | 30 | 25.2 | 220 | 0.50 | 450 |
| CF322513-R56K | 0.56 | ±10 | 30 | 25.2 | 180 | 0.55 | 450 |
| CF322513-R68K | 0.68 | ±10 | 30 | 25.2 | 160 | 0.60 | 450 |
| CF322513-R82K | 0.82 | ±10 | 30 | 25.2 | 140 | 0.65 | 450 |
| CF322513-1R0K | 1.0 | ±10 | 30 | 7.96 | 120 | 0.70 | 400 |
| CF322513-1R2K | 1.2 | ±10 | 30 | 7.96 | 100 | 0.75 | 390 |
| CF322513-1R5K | 1.5 | ±10 | 30 | 7.96 | 85 | 0.85 | 370 |
| CF322513-1R8K | 1.8 | ±10 | 30 | 7.96 | 80 | 0.90 | 350 |
| CF322513-2R2K | 2.2 | ±10 | 30 | 7.96 | 75 | 1.00 | 320 |
| CF322513-2R7K | 2.7 | ±10 | 30 | 7.96 | 70 | 1.10 | 290 |
| CF322513-3R3K | 3.3 | ±10 | 30 | 7.96 | 60 | 1.20 | 260 |
| CF322513-3R9K | 3.9 | ±10 | 30 | 7.96 | 55 | 1.30 | 250 |
| CF322513-4R7K | 4.7 | ±10 | 30 | 7.96 | 50 | 1.50 | 220 |
| CF322513-5R6K | 5.6 | ±10 | 30 | 7.96 | 47 | 1.60 | 200 |
| CF322513-6R8K | 6.8 | ±10 | 30 | 7.96 | 43 | 1.80 | 180 |
| CF322513-8R2K | 8.2 | ±10 | 30 | 7.96 | 40 | 2.00 | 170 |
| CF322513-100K | 10.0 | ±10 | 30 | 2.52 | 36 | 2.10 | 150 |
| CF322513-120K | 12.0 | ±10 | 30 | 2.52 | 33 | 2.50 | 140 |
| CF322513-150K | 15.0 | ±10 | 30 | 2.52 | 30 | 2.80 | 130 |
| CF322513-180K | 18.0 | ±10 | 30 | 2.52 | 27 | 3.30 | 120 |
| CF322513-220K | 22.0 | ±10 | 30 | 2.52 | 25 | 3.70 | 110 |
| CF322513-270K | 27.0 | ±10 | 30 | 2.52 | 20 | 5.00 | 80 |
| CF322513-330K | 33.0 | ±10 | 30 | 2.52 | 17 | 5.60 | 70 |

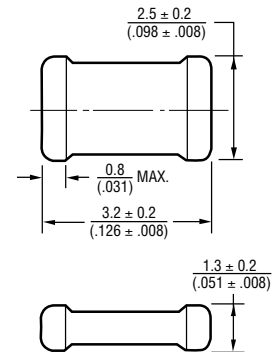
General Specifications

Temperature Rise40 °C max. at rated current
 Operating Temperature-55 °C to +125 °C
 Storage Temperature...-55 °C to +125 °C
 Reflow Soldering ...230 °C, 50 sec. max.
 Resistance to Soldering Heat260 °C, 5 seconds

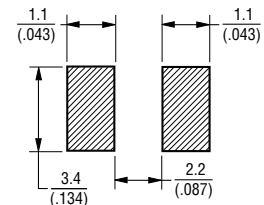
Materials

Base MaterialFerrite
 TerminalPd/Pt/Ag/Ni/Sn
 Packaging.....2,500 pcs. per reel

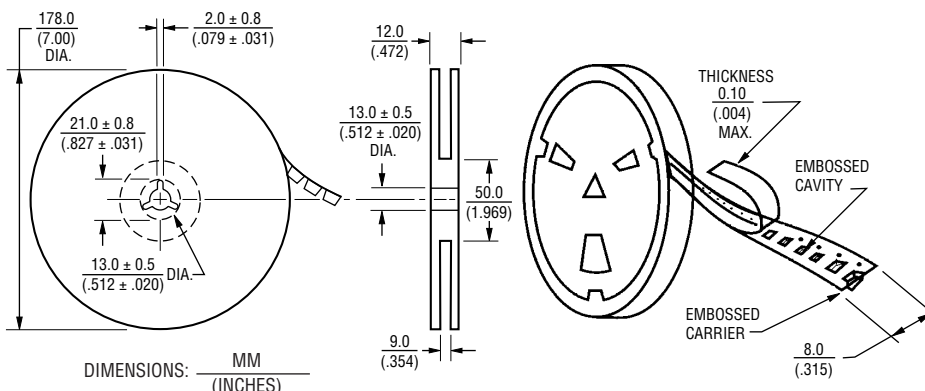
Product Dimensions



Recommended Layout





Packaging Specifications







Looking for pricing, stock, or lifecycle information?

Click below to explore more details on WIN SOURCE:

-  [View CF322513-2R2K on WIN SOURCE](#)
-  [Bourns Inc. Information](#)

Optimize Your Supply Chain with WIN SOURCE Solutions

-  Global Sourcing Solution
-  Obsolete Management
-  Cost Control Management
-  Shortage Management
-  Alternative Solution
-  Excess Inventory Management