




**THE DATASHEET OF
CF453215-5R6K**





Features

- 1812 size
- Magnetic shielding
- High Q characteristics
- High current
- Lead Free



The CF453215 Series is currently available, although not recommended for new designs. [Model CM453232](#) is preferred.

Applications

- Prevention of electromagnetic interference to signals on the secondary side of electronic equipment

CF453215 Series - Ferrite Multi-Layer High Current Chip Inductors

Electrical Specifications

Bourns Part No.	Inductance		Q	Test Freq.	SRF MHz	DCR	I rms
	μH	Tol. %	min.	L,Q MHz	min.	Ω max.	mA max.
CF453215-R10K	0.10	±10	35	25.2	300	0.18	800
CF453215-R12K	0.12	±10	35	25.2	280	0.20	770
CF453215-R15K	0.15	±10	35	25.2	250	0.22	730
CF453215-R18K	0.18	±10	35	25.2	220	0.24	700
CF453215-R22K	0.22	±10	40	25.2	200	0.25	665
CF453215-R27K	0.27	±10	40	25.2	180	0.26	635
CF453215-R33K	0.33	±10	40	25.2	165	0.28	605
CF453215-R39K	0.39	±10	40	25.2	150	0.30	575
CF453215-R47K	0.47	±10	40	25.2	145	0.32	545
CF453215-R56K	0.56	±10	40	25.2	140	0.36	520
CF453215-R68K	0.68	±10	40	25.2	135	0.40	500
CF453215-R82K	0.82	±10	40	25.2	130	0.45	475
CF453215-1R0K	1.0	±10	50	7.96	100	0.50	450
CF453215-1R2K	1.2	±10	50	7.96	80	0.55	430
CF453215-1R5K	1.5	±10	50	7.96	70	0.60	410
CF453215-1R8K	1.8	±10	50	7.96	60	0.65	390
CF453215-2R2K	2.2	±10	50	7.96	55	0.70	380
CF453215-2R7K	2.7	±10	50	7.96	50	0.75	370
CF453215-3R3K	3.3	±10	50	7.96	45	0.80	355
CF453215-3R9K	3.9	±10	50	7.96	40	0.90	330
CF453215-4R7K	4.7	±10	50	7.96	35	1.00	315
CF453215-5R6K	5.6	±10	50	7.96	33	1.10	300
CF453215-6R8K	6.8	±10	50	7.96	27	1.20	285
CF453215-8R2K	8.2	±10	50	7.96	25	1.40	270
CF453215-100K	10.0	±10	50	2.52	20	1.60	250
CF453215-120K	12.0	±10	50	2.52	18	2.00	225
CF453215-150K	15.0	±10	50	2.52	17	2.50	200
CF453215-180K	18.0	±10	50	2.52	15	2.80	190
CF453215-220K	22.0	±10	50	2.52	13	3.20	180
CF453215-270K	27.0	±10	50	2.52	12	3.60	170
CF453215-330K	33.0	±10	50	2.52	11	4.00	160

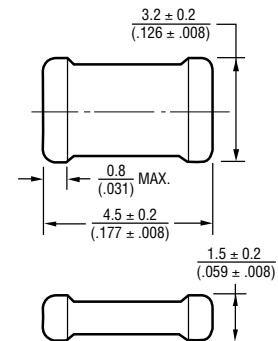
General Specifications

Temperature Rise40 °C max. at rated current
 Operating Temperature-55 °C to +125 °C
 Storage Temperature...-55 °C to +125 °C
 Reflow Soldering ...230 °C, 50 sec. max.
 Resistance to Soldering Heat260 °C, 5 seconds

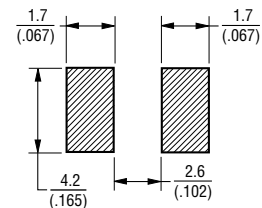
Materials

Base MaterialFerrite
 TerminalPd/Pt/Ag/Ni/Sn
 Packaging.....1,000 pcs. per reel

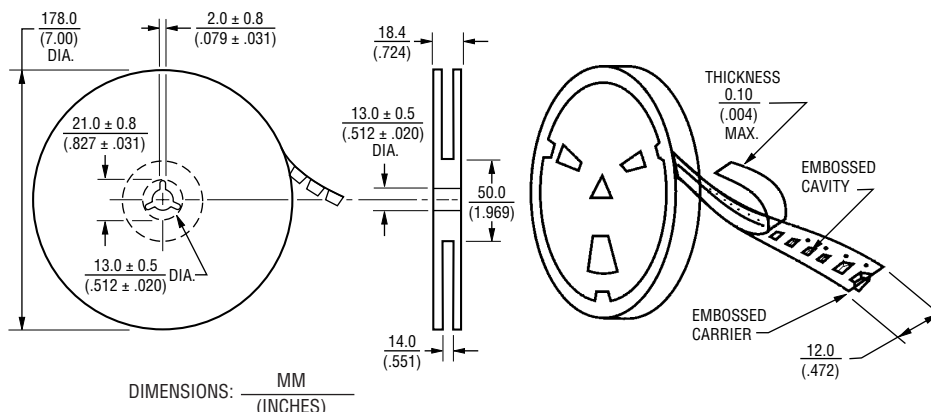
Product Dimensions



Recommended Layout



Packaging Specifications





DIMENSIONS: $\frac{\text{MM}}{\text{(INCHES)}}$

REV. 11/09





*RoHS Directive 2002/95/EC Jan 27 2003 including Annex
 Specifications are subject to change without notice.
 Customers should verify actual device performance in their specific applications.

Looking for pricing, stock, or lifecycle information?

Click below to explore more details on WIN SOURCE:

-  [View CF453215-5R6K on WIN SOURCE](#)
-  [Bourns Inc. Information](#)

Optimize Your Supply Chain with WIN SOURCE Solutions

-  Global Sourcing Solution
-  Obsolete Management
-  Cost Control Management
-  Shortage Management
-  Alternative Solution
-  Excess Inventory Management