




**THE DATASHEET OF
VCAS06LC18X500TP**



StaticGuard Automotive Series

Multilayer Varistors for Automotive Applications



GENERAL DESCRIPTION

The StaticGuard Automotive Series are low capacitance versions of the TransGuard and are designed for general ESD protection of CMOS, Bi-Polar, and SiGe based systems. The low capacitance makes these products suitable for use in automotive CAN and LIN bus communication lines as well as other high speed data transmission applications requiring low capacitance protection.

GENERAL CHARACTERISTICS

- Operating Temperature: -55°C to 125°C
- Working Voltage: $\leq 18\text{Vdc}$
- Case Size: 0402, 0603, 0805

FEATURES

- AEC Q200 Qualified
- ISO 7637 Pulse 1-3 capability
- Meet 27.5Vdc Jump Start requirements
- Multi-strike capability
- Sub 1nS response to ESD strike

APPLICATIONS

- CAN BUS
- LIN BUS
- CMOS
- Module interfaces
- Switches
- Sensors
- Camera modules
- Datalines
- Capacitance sensitive applications and more

HOW TO ORDER

VC ┆ ┆ ┆ Varistor Chip	AS ┆ ┆ ┆ Series AS = Automotive	06 ┆ ┆ ┆ Case Size 04 = 0402 06 = 0603 08 = 0805	LC ┆ ┆ ┆ Low Cap Design	18 ┆ ┆ ┆ Working Voltage 18 = 18.0VDC	X ┆ ┆ ┆ Energy Rating A = 0.10 Joules V = 0.02 Joules X = 0.05 Joules	500 ┆ ┆ ┆ Clamping Voltage 150 = 18V 200 = 22V 300 = 32V 400 = 42V 500 = 50V	R ┆ ┆ ┆ Packaging (PCS/REEL) D = 1,000 R = 4,000 T = 10,000 W = 0402 10000	P ┆ ┆ ┆ Termination P = Ni/Sn
--	--	---	---	--	--	---	--	--



ELECTRIAL CHARACTERISTICS

Part Number	VW (DC)	VW (AC)	VB	VC	IVC	IL	ET	IP	Cap	Freq	VJUMP	PDISS	Size
VCAS04LC18V500	≤ 18.0	≤ 14.0	25-40	50	1	10	0.02	15	40	M	27.5	0.0004	0402
VCAS06LC18X500	≤ 18.0	≤ 14.0	25-40	50	1	10	0.05	30	50	M	27.5	0.001	0603
VCAS08LC18A500	≤ 18.0	≤ 14.0	25-40	50	1	10	0.1	30	80	M	27.5	0.002	0805

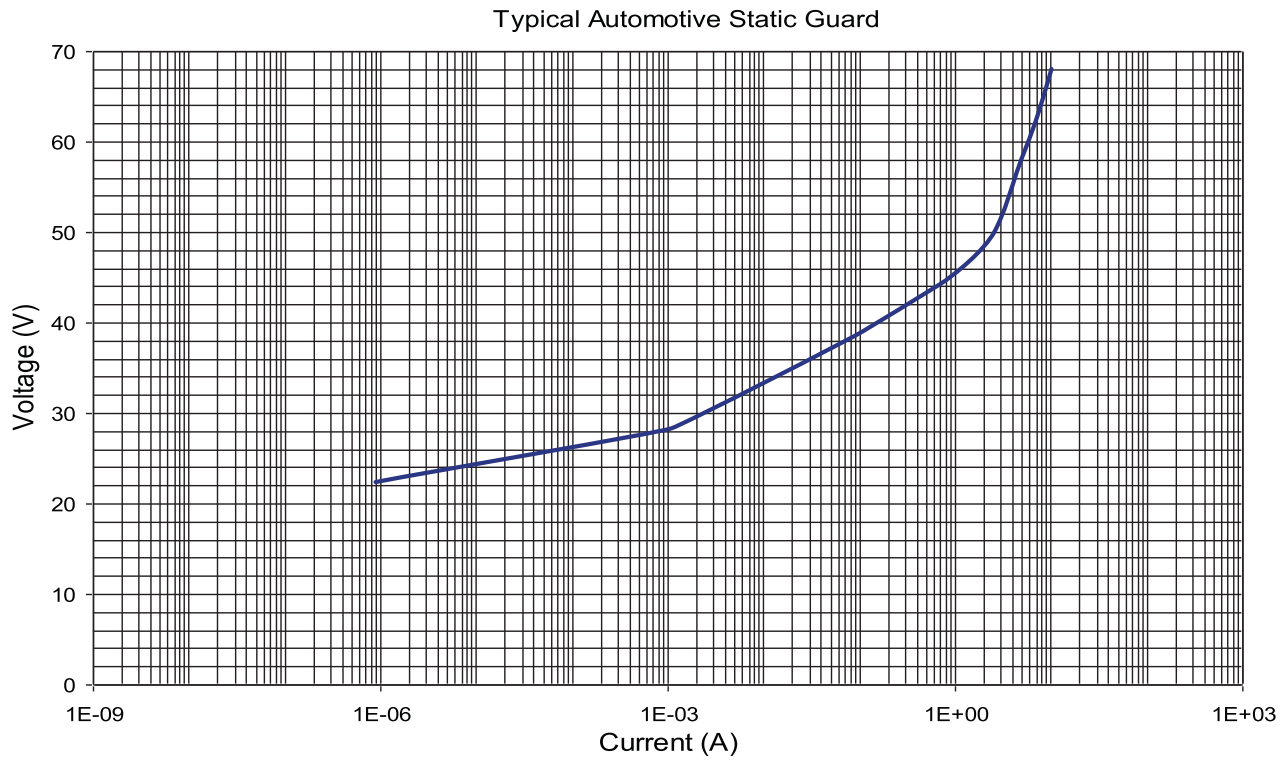
$V_w(\text{DC})$	DC Working Voltage [V]	E_T	Transient Energy Rating [J, 10x1000 μs]
$V_w(\text{AC})$	AC Working Voltage [V]	I_p	Peak Current Rating [A, 8x20 μs]
V_b	Typical Breakdown Voltage [V @ 1mA DC, 25°C]	Cap	Typical capacitance [pF] @ frequency specified and 0.5V _{RMS} , 25°C, M = 1MHz, K = 1kHz
V_c	Clamping Voltage [V @ IVC]	V_{Jump}	Jump Start [V, 5 min]
I_{vc}	Test Current for VC [A, 8x20 μs]	P_{DISS}	Power Dissipation [W]
I_L	Maximum leakage current at the working voltage, 25°C [μA]		

StaticGuard Automotive Series

Multilayer Varistors for Automotive Applications

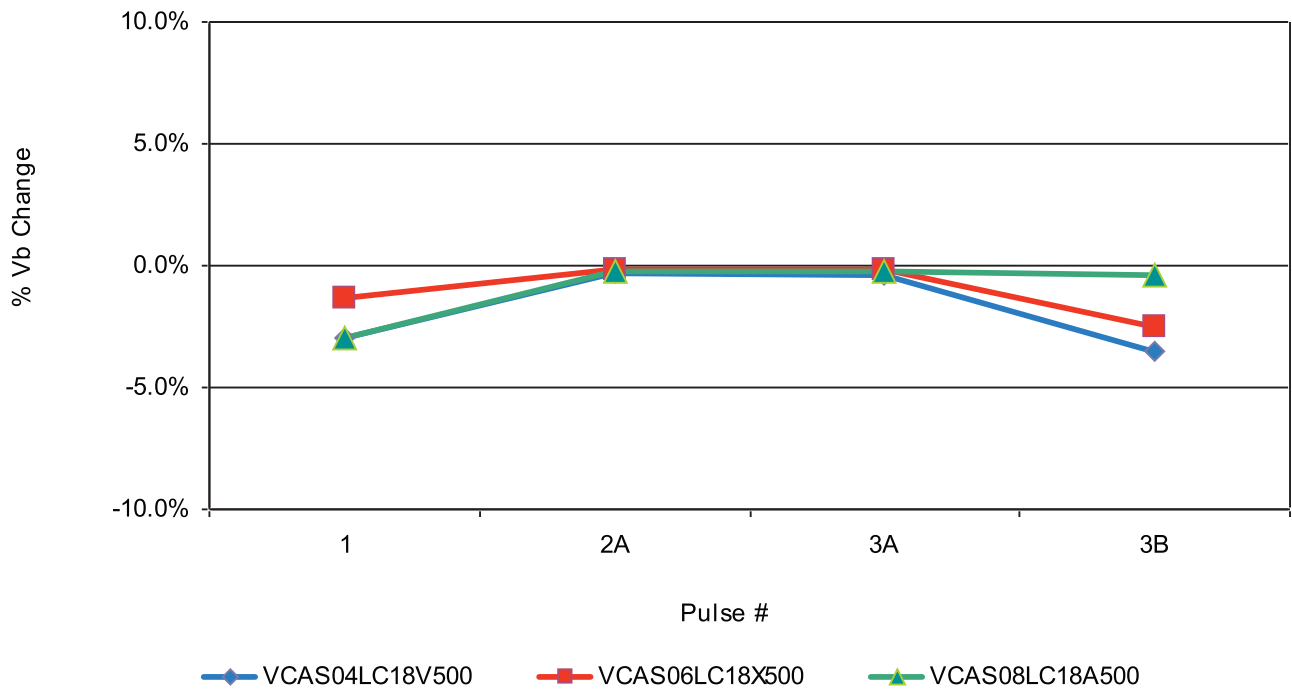


VOLTAGE/CURRENT CHARACTERISTICS



ELECTRICAL TRANSIENT CONDUCTION

ISO 7637 Pulse 1-3



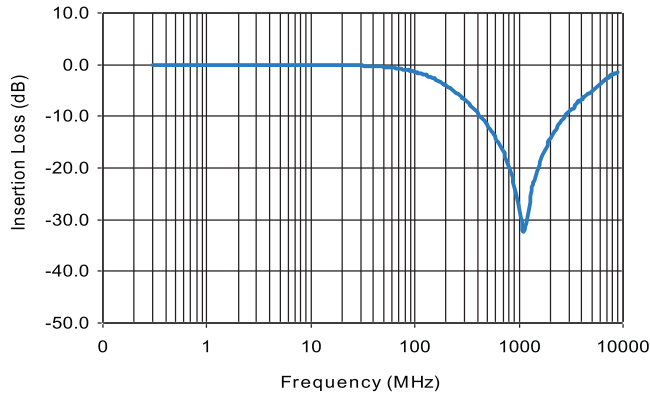
StaticGuard Automotive Series

Multilayer Varistors for Automotive Applications

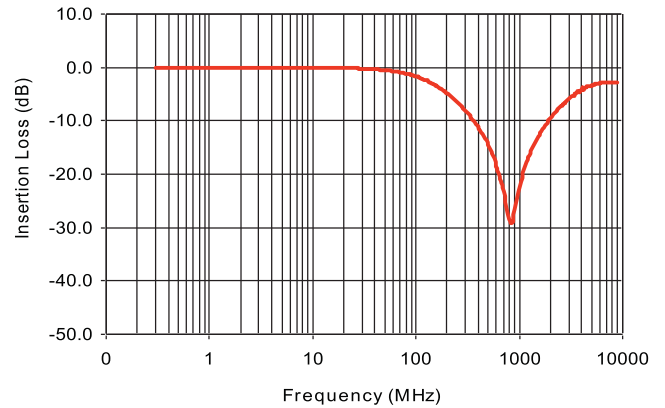


VOLTAGE/CURRENT CHARACTERISTICS

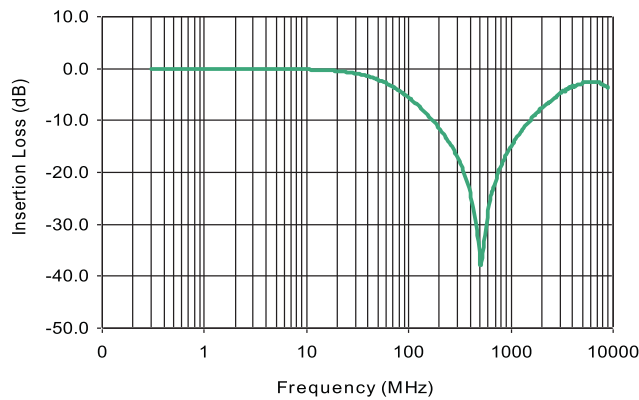
VCAS04LC18V500



VCAS06LC18X500



VCAS08LC18A500



Looking for pricing, stock, or lifecycle information?

Click below to explore more details on WIN SOURCE:

- ⊖ [View VCAS06LC18X500TP on WIN SOURCE](#)
- ⊖ [AVX Corp/Kyocera Corp Information](#)

Optimize Your Supply Chain with WIN SOURCE Solutions

- ✓ Global Sourcing Solution
- ✓ Obsolete Management
- ✓ Cost Control Management
- ✓ Shortage Management
- ✓ Alternative Solution
- ✓ Excess Inventory Management