



THE DATASHEET OF CR75NP-101KC

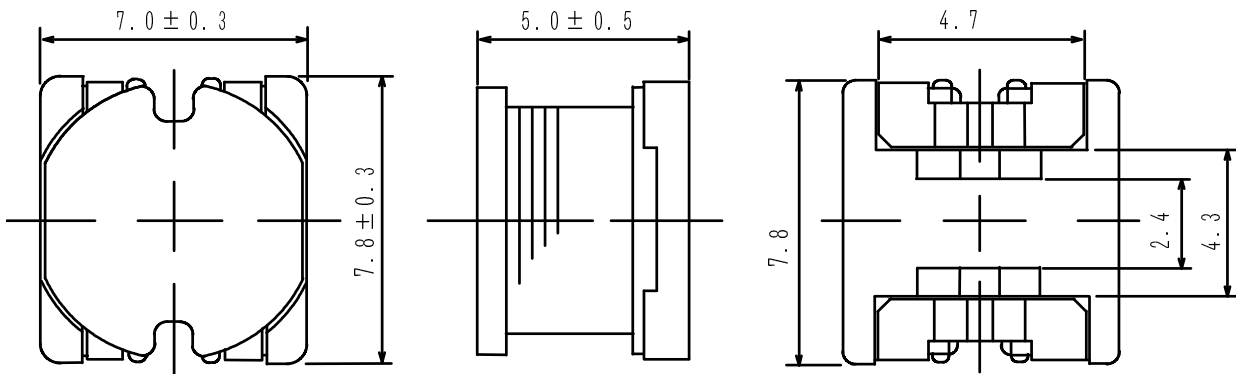
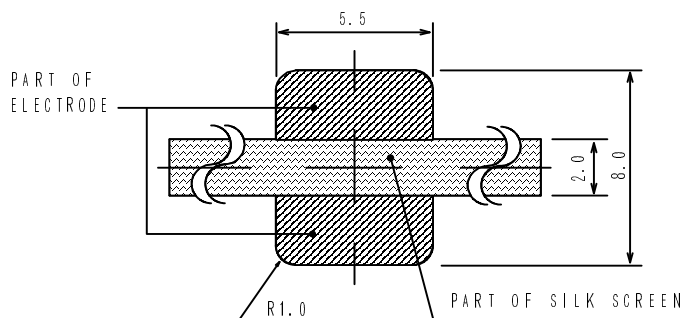


Type: CR75
◆ Product Description

- 8.1×7.3mm Max.(L×W), 5.5mm Max. Height.
- Inductance range: 1.2~470 μ H.
- Rated current range: 0.34~6.0A.
- In addition to the standard versions of inductors shown here, custom inductors are available to meet your exact requirements.


◆ Feature

- Magnetically unshielded construction.
- Storage temperature range: -40°C ~+100°C.
- Operating temperature range: -40°C ~+100°C (Including coil's self temperature rise).
- Ideally used in A/V equipment, LCD TV,DSC/DVC, Game Machine, DVC, HDD, Notebook PC, etc as DC-DC converter inductors.
- RoHS compliance.

◆ Dimensions (mm)

◆ Land Pattern (mm)


Type: CR75
◆ Specification

Part Name ※	Stamp	Inductance (μ H) ※1	D.C.R. (m Ω) [MAX.] (at 20°C)	Rated Current (A)※2	S.R.F. (MHz) [TYP.]
CR75NP-1R2M□	1R2M	1.2 \pm 20%	15.6m	6.0	53.7
CR75NP-1R5M□	1R5M	1.5 \pm 20%	17.0m	5.5	45.6
CR75NP-2R2M□	2R2M	2.2 \pm 20%	19.5m	4.5	36.4
CR75NP-2R7M□	2R7M	2.7 \pm 20%	22.1m	4.2	31.1
CR75NP-3R3M□	3R3M	3.3 \pm 20%	24.7m	3.7	26.8
CR75NP-3R9M□	3R9M	3.9 \pm 20%	27.3m	3.5	24.6
CR75NP-4R7M□	4R7M	4.7 \pm 20%	30.0m	3.1	20.4
CR75NP-5R6M□	5R6M	5.6 \pm 20%	32.5m	2.8	20.0
CR75NP-6R8M□	6R8M	6.8 \pm 20%	36.4m	2.7	19.6
CR75NP-8R2M□	8R2M	8.2 \pm 20%	41.6m	2.5	18.0
CR75NP-100K□	100K	10 \pm 10%	0.07	2.3	28
CR75NP-120K□	120K	12 \pm 10%	0.08	2.0	23
CR75NP-150K□	150K	15 \pm 10%	0.09	1.8	22
CR75NP-180K□	180K	18 \pm 10%	0.10	1.6	20
CR75NP-220K□	220K	22 \pm 10%	0.11	1.5	17
CR75NP-270K□	270K	27 \pm 10%	0.12	1.3	15
CR75NP-330K□	330K	33 \pm 10%	0.13	1.2	15
CR75NP-390K□	390K	39 \pm 10%	0.16	1.1	14
CR75NP-470K□	470K	47 \pm 10%	0.18	1.1	13
CR75NP-560K□	560K	56 \pm 10%	0.24	0.94	11
CR75NP-680K□	680K	68 \pm 10%	0.28	0.85	11
CR75NP-820K□	820K	82 \pm 10%	0.37	0.78	10
CR75NP-101K□	101K	100 \pm 10%	0.43	0.72	9.2
CR75NP-121K□	121K	120 \pm 10%	0.47	0.66	7.7
CR75NP-151K□	151K	150 \pm 10%	0.64	0.58	6.1
CR75NP-181K□	181K	180 \pm 10%	0.71	0.51	5.8
CR75NP-221K□	221K	220 \pm 10%	0.96	0.49	5.2
CR75NP-271K□	271K	270 \pm 10%	1.11	0.42	4.8
CR75NP-331K□	331K	330 \pm 10%	1.26	0.40	4.3
CR75NP-391K□	391K	390 \pm 10%	1.77	0.36	4.3
CR75NP-471K□	471K	470 \pm 10%	1.96	0.34	3.8

Please refer to the sales offices on our website for a representative near you

Type: CR75
※ Description of part name


CR75NP-1R2M□
 └─ B Box
 └─ C Carrier Tape

※1: Measuring frequency: 1.2 μ H \sim 8.2 μ H ; at 7.96 MHz
 10 μ H \sim 82 μ H ; at 2.52 MHz
 100 μ H \sim 470 μ H ; at 1 kHz

※2. Rated current: The D.C. current at which the inductance decreases to 90% of its initial value or when $\Delta t=40^{\circ}\text{C}$, whichever is lower ($T_a=20^{\circ}\text{C}$).

Looking for pricing, stock, or lifecycle information?

Click below to explore more details on WIN SOURCE:

-  [View CR75NP-101KC on WIN SOURCE](#)
-  [Sumida America Components Inc. Information](#)

Optimize Your Supply Chain with WIN SOURCE Solutions

-  Global Sourcing Solution
-  Obsolete Management
-  Cost Control Management
-  Shortage Management
-  Alternative Solution
-  Excess Inventory Management