



THE DATASHEET OF IDP30E120XKSA1



Fast Switching Diode


Features

- 1200 V diode technology
- Fast recovery
- Soft switching
- Low reverse recovery charge
- Low forward voltage
- Easy paralleling
- Pb-free lead plating; RoHS compliant
- Halogen-free according to IEC61249-2-21
- Qualified according to JEDEC for target applications

Product Summary

| | | |
|------------|------|----|
| V_{RRM} | 1200 | V |
| I_F | 30 | A |
| V_F | 1.65 | V |
| T_{jmax} | 150 | °C |

PG-TO220-2



| Type | Package | Ordering Code | Marking | Pin 1 | PIN 2 | PIN 3 |
|-----------|------------|---------------|---------|-------|-------|-------|
| IDP30E120 | PG-TO220-2 | - | D30E120 | C | A | - |

Maximum Ratings, at $T_j = 25\text{ °C}$, unless otherwise specified

| Parameter | Symbol | Value | Unit |
|--|----------------|------------|------|
| Repetitive peak reverse voltage | V_{RRM} | 1200 | V |
| Continuous forward current | I_F | 30 | A |
| $T_C=25\text{ °C}$ | | 50 | |
| $T_C=90\text{ °C}$ | | 30 | |
| Surge non repetitive forward current | I_{FSM} | 102 | |
| $T_C=25\text{ °C}$, $t_p=10\text{ ms}$, sine halfwave | | | |
| Maximum repetitive forward current | I_{FRM} | 76.5 | |
| $T_C=25\text{ °C}$, t_p limited by T_{jmax} , $D=0.5$ | | | |
| Power dissipation | P_{tot} | 138 | W |
| $T_C=25\text{ °C}$ | | 66 | |
| $T_C=90\text{ °C}$ | | | |
| Operating and storage temperature | T_j, T_{stg} | -55...+150 | °C |
| Soldering temperature | T_S | 260 | °C |
| wavesoldering, 1.6mm (0.063 in.) from case for 10s | | | |

Thermal Characteristics

| Parameter | Symbol | Values | | | Unit |
|---|------------|--------|------|------|------|
| | | min. | typ. | max. | |
| Characteristics | | | | | |
| Thermal resistance, junction - case | R_{thJC} | - | - | 0.9 | K/W |
| Thermal resistance, junction - ambient, leaded | R_{thJA} | - | - | 62 | |
| SMD version, device on PCB: @ min. footprint @ 6 cm ² cooling area ¹⁾ | R_{thJA} | - | - | 62 | |
| | | - | 35 | - | |

Electrical Characteristics, at $T_j = 25\text{ }^\circ\text{C}$, unless otherwise specified

| Parameter | Symbol | Values | | | Unit |
|--|--------|--------|-------------|-------------|---------------|
| | | min. | typ. | max. | |
| Static Characteristics | | | | | |
| Reverse leakage current $V_R=1200\text{V}$, $T_j=25^\circ\text{C}$ $V_R=1200\text{V}$, $T_j=150^\circ\text{C}$ | I_R | - | - | 100 2500 | μA |
| Forward voltage drop $I_F=30\text{A}$, $T_j=25^\circ\text{C}$ $I_F=30\text{A}$, $T_j=150^\circ\text{C}$ | V_F | - | 1.65 1.7 | 2.15 - | V |

⁰J-STD20 and JESD22

¹Device on 40mm*40mm*1.5mm epoxy PCB FR4 with 6cm² (one layer, 70 μm thick) copper area for drain connection. PCB is vertical without blown air.

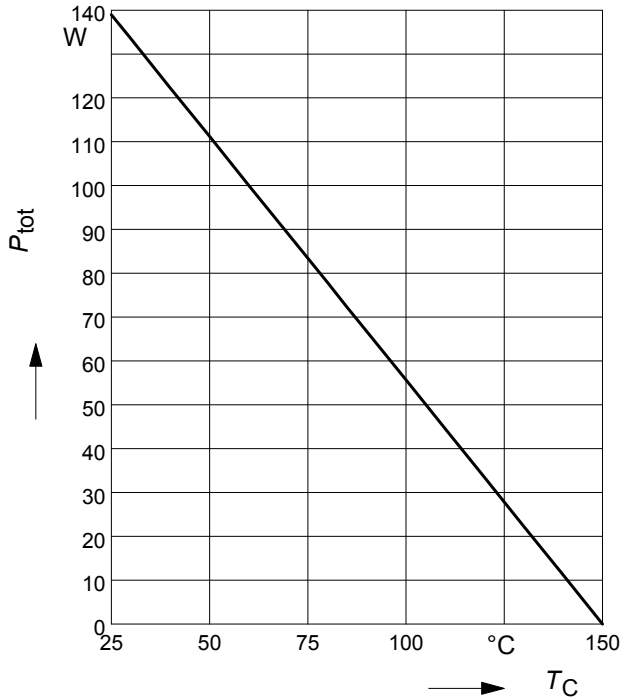
Electrical Characteristics, at $T_j = 25\text{ }^\circ\text{C}$, unless otherwise specified

| Parameter | Symbol | Values | | | Unit |
|---|-----------|--------|----------------------|------|------|
| | | min. | typ. | max. | |
| Dynamic Characteristics | | | | | |
| Reverse recovery time $V_R=800\text{V}$, $I_F=30\text{A}$, $di_F/dt=850\text{A}/\mu\text{s}$, $T_j=25^\circ\text{C}$ $V_R=800\text{V}$, $I_F=30\text{A}$, $di_F/dt=850\text{A}/\mu\text{s}$, $T_j=125^\circ\text{C}$ $V_R=800\text{V}$, $I_F=30\text{A}$, $di_F/dt=850\text{A}/\mu\text{s}$, $T_j=150^\circ\text{C}$ | t_{rr} | - | 243 355 380 | - | ns |
| Peak reverse current $V_R=800\text{V}$, $I_F = 30\text{A}$, $di_F/dt=850\text{A}/\mu\text{s}$, $T_j=25^\circ\text{C}$ $V_R=800\text{V}$, $I_F = 30\text{A}$, $di_F/dt=850\text{A}/\mu\text{s}$, $T_j=125^\circ\text{C}$ $V_R=800\text{V}$, $I_F = 30\text{A}$, $di_F/dt=850\text{A}/\mu\text{s}$, $T_j=150^\circ\text{C}$ | I_{rrm} | - | 23.7 28.3 29.5 | - | A |
| Reverse recovery charge $V_R=800\text{V}$, $I_F=30\text{A}$, $di_F/dt=850\text{A}/\mu\text{s}$, $T_j=25^\circ\text{C}$ $V_R=800\text{V}$, $I_F = 30\text{A}$, $di_F/dt=850\text{A}/\mu\text{s}$, $T_j=125^\circ\text{C}$ $V_R=800\text{V}$, $I_F = 30\text{A}$, $di_F/dt=850\text{A}/\mu\text{s}$, $T_j=150^\circ\text{C}$ | Q_{rr} | - | 2630 4700 5200 | - | nC |
| Reverse recovery softness factor $V_R=800\text{V}$, $I_F=30\text{A}$, $di_F/dt=850\text{A}/\mu\text{s}$, $T_j=25^\circ\text{C}$ $V_R=800\text{V}$, $I_F=30\text{A}$, $di_F/dt=850\text{A}/\mu\text{s}$, $T_j=125^\circ\text{C}$ $V_R=800\text{V}$, $I_F=30\text{A}$, $di_F/dt=850\text{A}/\mu\text{s}$, $T_j=150^\circ\text{C}$ | S | - | 6 7.4 7.5 | - | |

1 Power dissipation

$$P_{tot} = f(T_C)$$

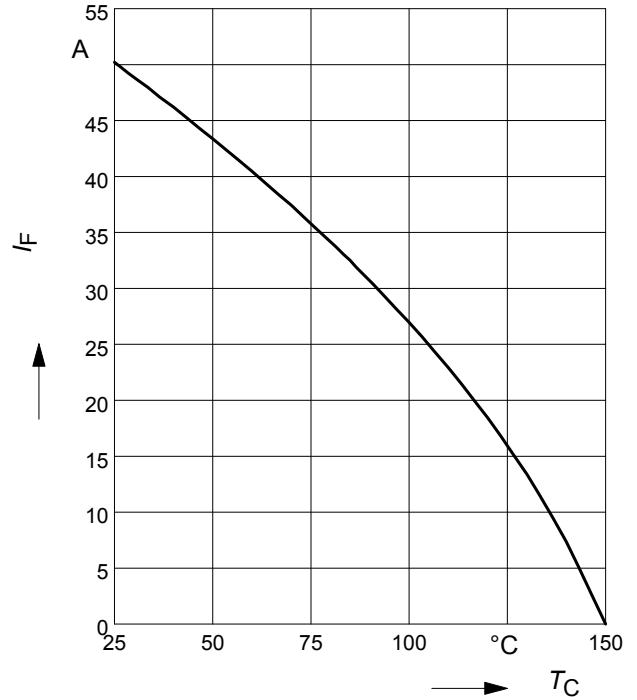
parameter: $T_j \leq 150^\circ\text{C}$



2 Diode forward current

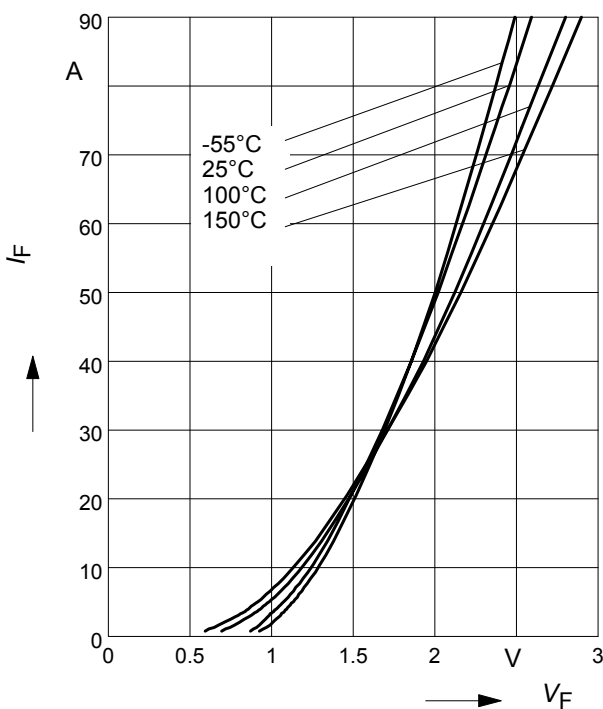
$$I_F = f(T_C)$$

parameter: $T_j \leq 150^\circ\text{C}$



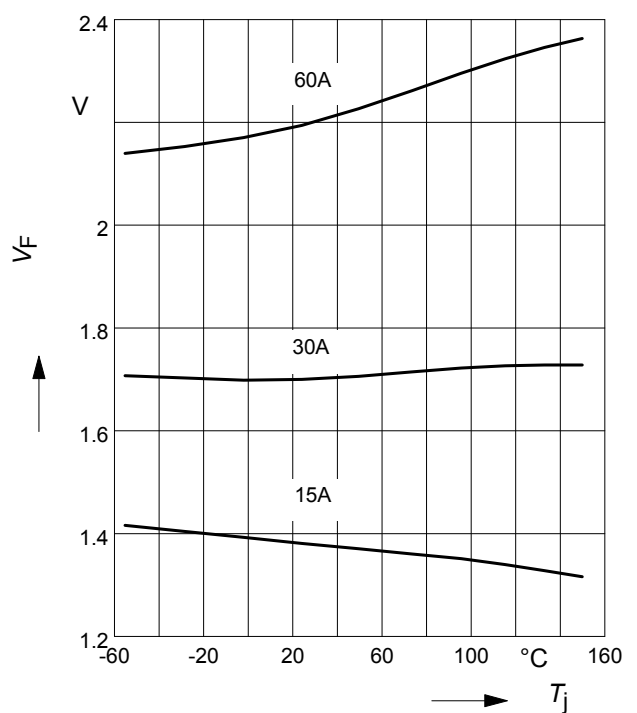
3 Typ. diode forward current

$$I_F = f(V_F)$$



4 Typ. diode forward voltage

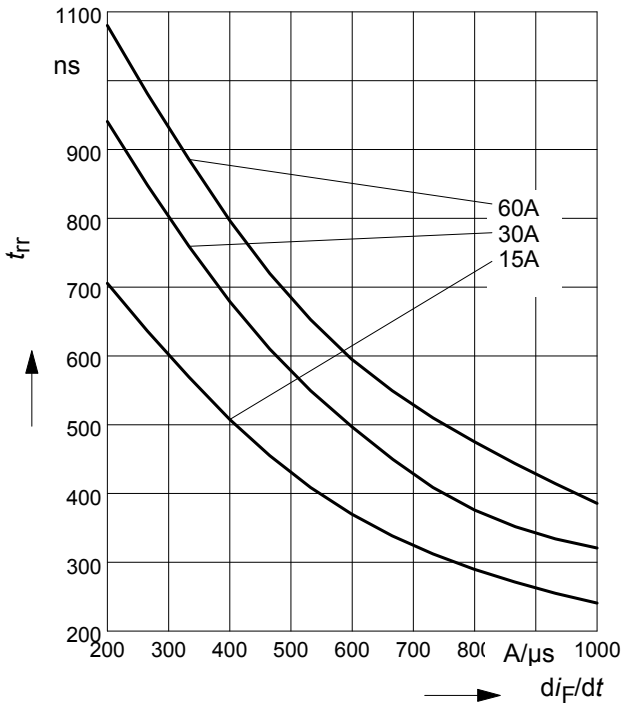
$$V_F = f(T_j)$$



5 Typ. reverse recovery time

$$t_{rr} = f(di_F/dt)$$

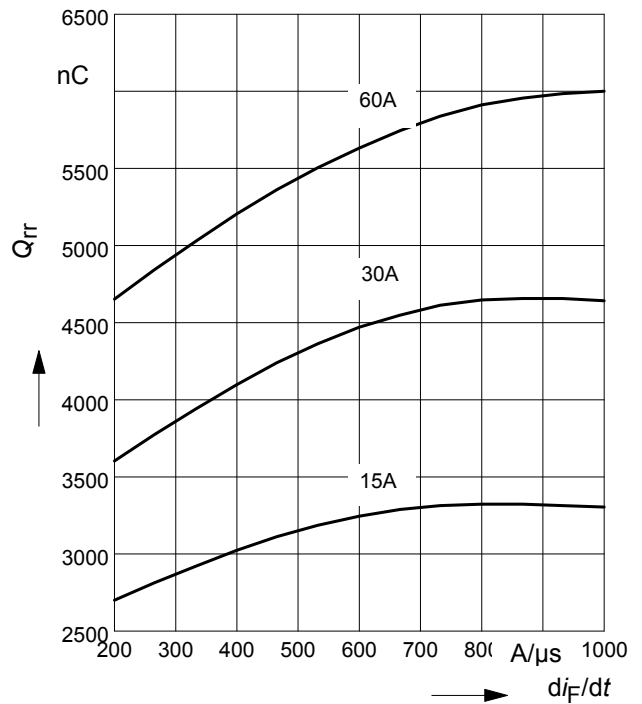
parameter: $V_R = 800V, T_j = 125^\circ C$



6 Typ. reverse recovery charge

$$Q_{rr} = f(di_F/dt)$$

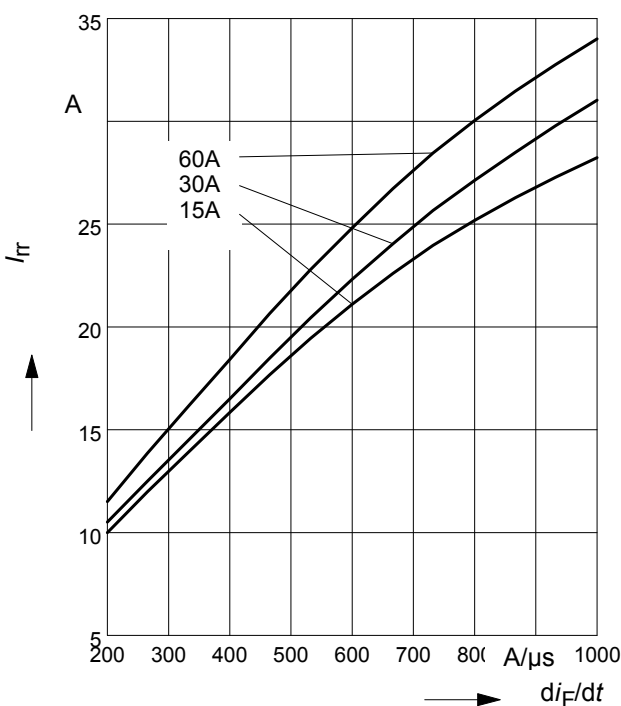
parameter: $V_R = 800V, T_j = 125^\circ C$



7 Typ. reverse recovery current

$$I_{rr} = f(di_F/dt)$$

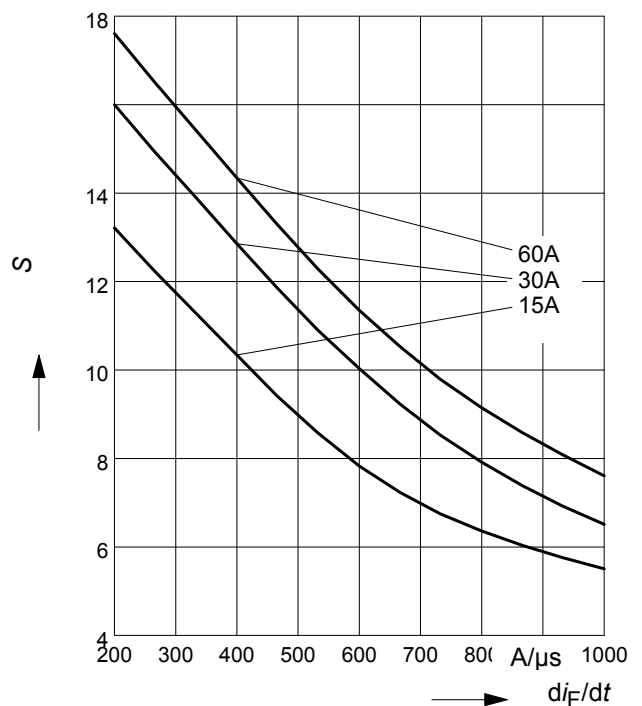
parameter: $V_R = 800V, T_j = 125^\circ C$



8 Typ. reverse recovery softness factor

$$S = f(di_F/dt)$$

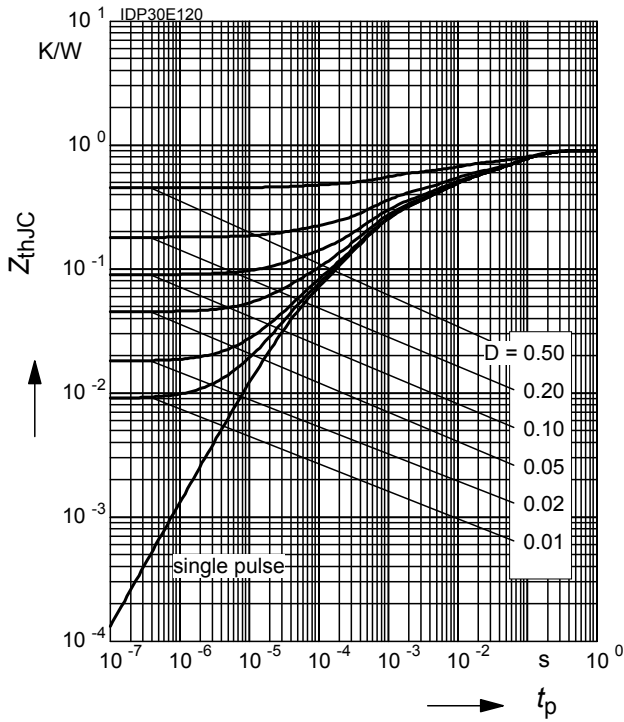
parameter: $V_R = 800V, T_j = 125^\circ C$

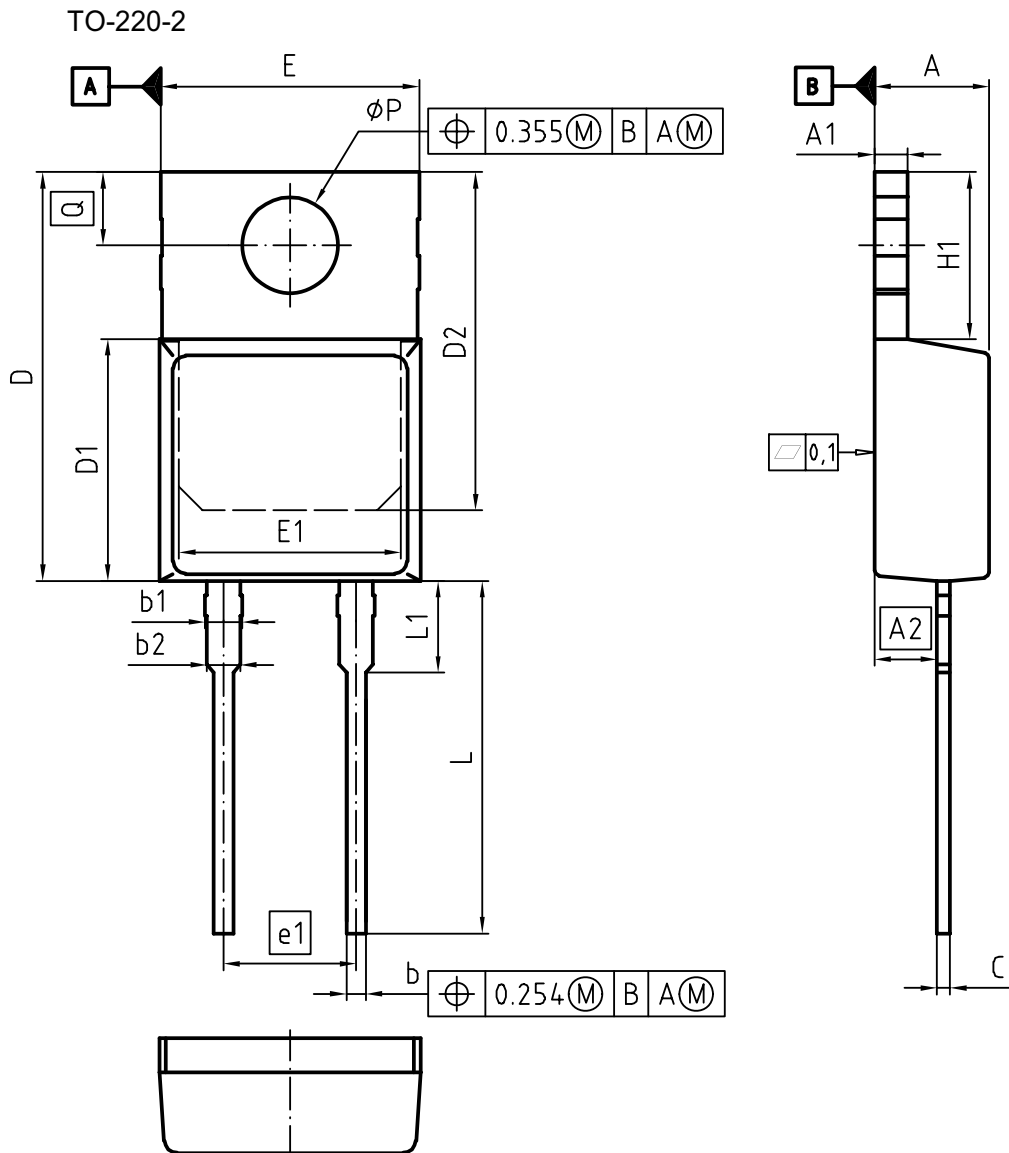


9 Max. transient thermal impedance

$$Z_{thJC} = f(t_p)$$

parameter : $D = t_p/T$





| DIM | MILLIMETERS | | INCHES | |
|----------|-------------|-------|--------|-------|
| | MIN | MAX | MIN | MAX |
| A | 4.30 | 4.50 | 0.169 | 0.177 |
| A1 | 1.17 | 1.37 | 0.046 | 0.054 |
| A2 | 2.30 | 2.50 | 0.091 | 0.098 |
| b | 0.65 | 0.85 | 0.026 | 0.033 |
| b1 | 1.19 | 1.69 | 0.047 | 0.066 |
| b2 | 1.19 | 1.39 | 0.047 | 0.055 |
| c | 0.40 | 0.60 | 0.016 | 0.024 |
| D | 15.35 | 15.95 | 0.604 | 0.628 |
| D1 | 9.05 | 9.45 | 0.356 | 0.372 |
| D2 | 12.30 | 13.05 | 0.484 | 0.514 |
| E | 9.80 | 10.20 | 0.386 | 0.402 |
| E1 | 7.25 | 8.60 | 0.285 | 0.339 |
| e1 | 5.08 | | 0.200 | |
| N | 2 | | 2 | |
| H1 | 5.90 | 6.90 | 0.232 | 0.272 |
| L | 13.00 | 14.00 | 0.512 | 0.551 |
| L1 | 3.30 | 3.70 | 0.130 | 0.146 |
| ϕP | 3.55 | 3.70 | 0.140 | 0.146 |
| Q | 2.60 | 3.00 | 0.102 | 0.118 |

DOCUMENT NO.
Z8B00150560

SCALE

EUROPEAN PROJECTION

ISSUE DATE
28-10-2008

REVISION
01

Published by
Infineon Technologies AG
81726 Munich, Germany
81726 München, Germany
© 2009 Infineon Technologies AG
All Rights Reserved.

Legal Disclaimer

The information given in this document shall in no event be regarded as a guarantee of conditions or characteristics. With respect to any examples or hints given herein, any typical values stated herein and/or any information regarding the application of the device, Infineon Technologies hereby disclaims any and all warranties and liabilities of any kind, including without limitation, warranties of non-infringement of intellectual property rights of any third party.

Information



For further information on technology, delivery terms and conditions and prices, please contact the nearest Infineon Technologies Office (www.infineon.com).

Warnings

Due to technical requirements, components may contain dangerous substances. For information on the types in question, please contact the nearest Infineon Technologies Office. Infineon Technologies components may be used in life-support devices or systems only with the express written approval of Infineon Technologies, if a failure of such components can reasonably be expected to cause the failure of that life-support device or system or to affect the safety or effectiveness of that device or system. Life support devices or systems are intended to be implanted in the human body or to support and/or maintain and sustain and/or protect human life. If they fail, it is reasonable to assume that the health of the user or other persons may be endangered.

Looking for pricing, stock, or lifecycle information?

Click below to explore more details on WIN SOURCE:

-  [View IDP30E120XKSA1 on WIN SOURCE](#)
-  [Infineon Technologies Information](#)

Optimize Your Supply Chain with WIN SOURCE Solutions

-  Global Sourcing Solution
-  Obsolete Management
-  Cost Control Management
-  Shortage Management
-  Alternative Solution
-  Excess Inventory Management