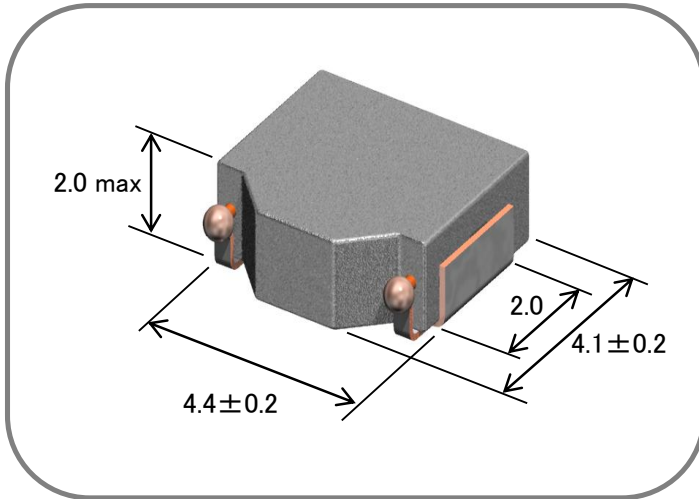




**THE DATASHEET OF  
SPM4020T-3R3M-CA02**



## Component Image & Dimension



## Features

- a) Small Footprint and Low Profile Design :  
Footprint : 4.4 x 4.1 mm Typ.  
Height : 2.0mm Max.
- b) High Power Handling Capability :  
Small Copper Loss  
Using Large Saturation Induction of Fe- based metals
- c) Flat inductance performance over temperature based on the high curie temperature of the iron powder core material.
- d) Automatic Mounting in Tape&Reel Package.

## Applications

Note Book & Mobile Computer, VRM, Cellular Phone, HDD, Car accessories etc.

## Electrical Specification

TDK Identification	Inductance		Test Freq. (kHz)	DC Resistance		Rated DC Current		
	at 0A (uH)	Tol. (%)		Spec. (m-Ohm)	Typ. (m-Ohm)	Idc 1 (A) max.	Idc 1 (A) typ.	Idc 2 (A) typ.
SPM4020T- R47M-CA	0.47	+/-20%	100	19.5 max	17.7	10.6	14.1	6.1
SPM4020T- 1R0M-CA	1.0	+/-20%	100	34.7 max	31.6	6.7	8.9	5.0
SPM4020T- 1R5M-CA	1.5	+/-20%	100	46.8 max	42.5	4.3	5.8	4.1
SPM4020T- 2R2M-CA	2.2	+/-20%	100	70.4 max	64.0	3.8	5.1	3.7
SPM4020T- 3R3M-CA	3.3	+/-20%	100	79.3 max	72.1	3.5	4.7	3.6
SPM4020T- 4R7M-CA	4.7	+/-20%	100	144.1 max	131.0	2.6	3.4	2.2

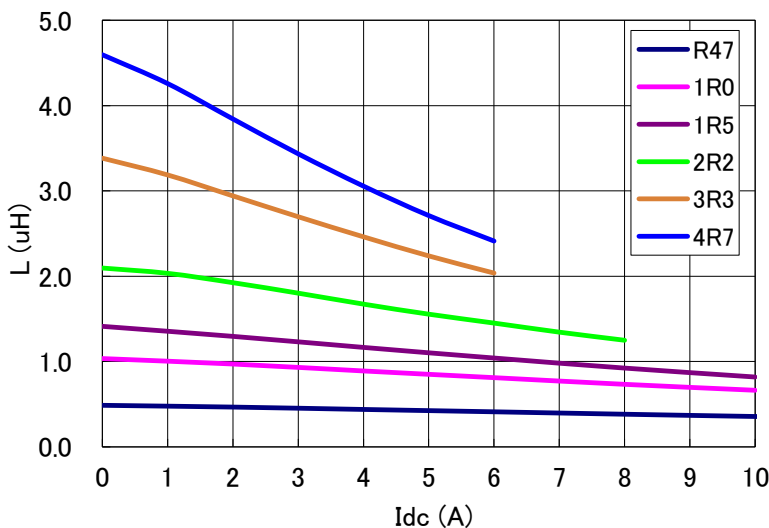
Note. Idc 1 : Based on the inductance change.( -30% Reduction from Nominal L Value )

Idc 2 : Based on the self temperature rise. (+40 deg typ.)

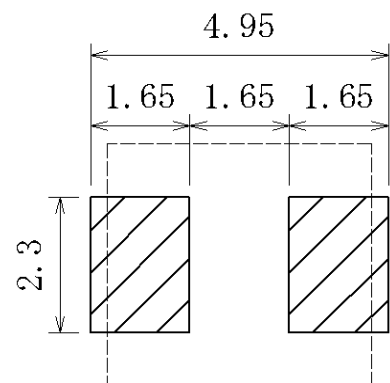
Operating Temperature Range: -40 °C ~ +125 °C (including self temperature rise)

**Caution: Please contact our sales person when you consider organic solvent or aqueous cleaning.**

## Inductance vs. DC Superposition



## Recommended pad layout



## Looking for pricing, stock, or lifecycle information?

Click below to explore more details on WIN SOURCE:

- ⊖ [View SPM4020T-3R3M-CA02 on WIN SOURCE](#)
- ⊖ [TDK Corporation](#) Information

## Optimize Your Supply Chain with WIN SOURCE Solutions

- ✓ Global Sourcing Solution
- ✓ Obsolete Management
- ✓ Cost Control Management
- ✓ Shortage Management
- ✓ Alternative Solution
- ✓ Excess Inventory Management