



THE DATASHEET OF HSBP228



HSBP/HSIP - SERIES

BUL10413

REV. A

ASSEMBLY INSTRUCTIONS FOR HSBP/HSIP SIDE INNER PANELS

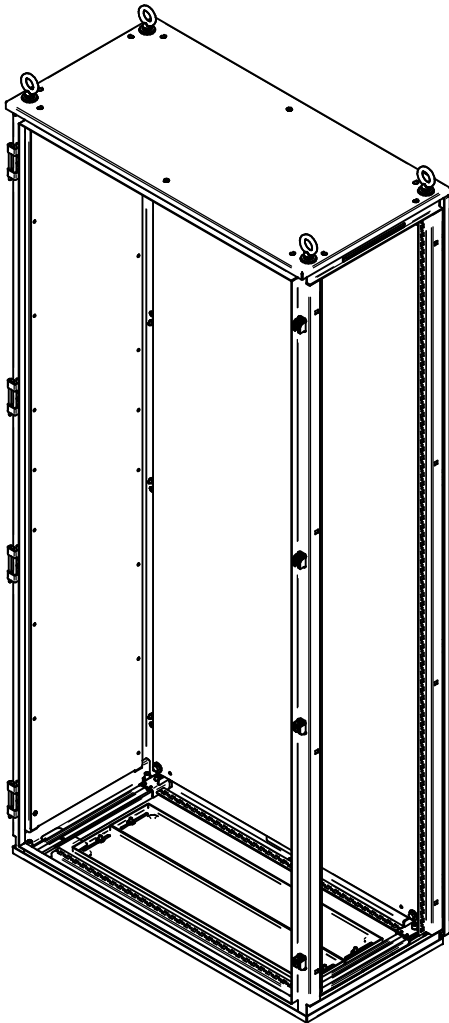


FIG 1. SIDE MTG BARRIER PANEL

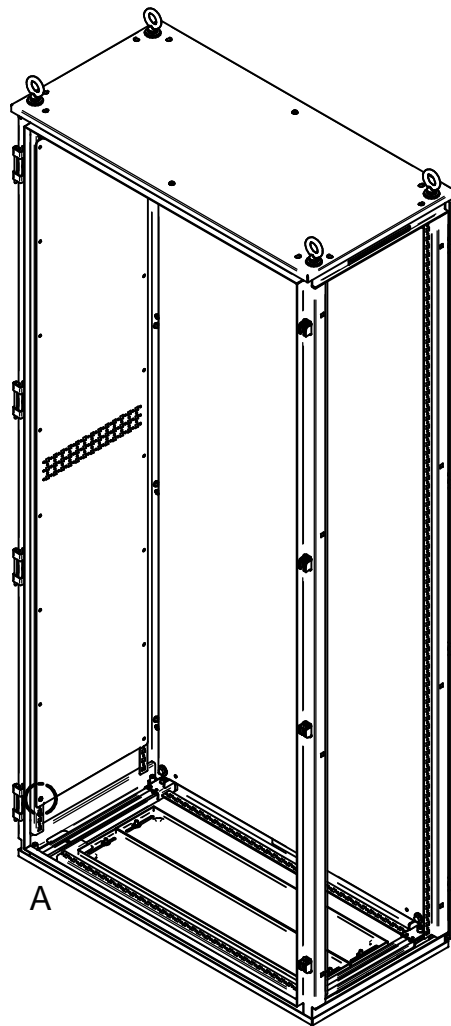


FIG 2. SIDE MTG INNER PANEL

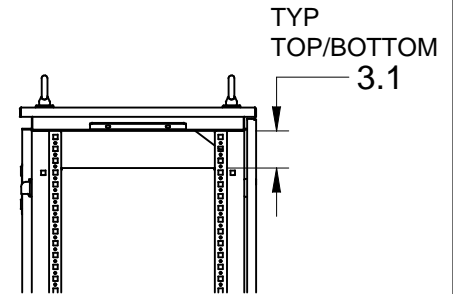
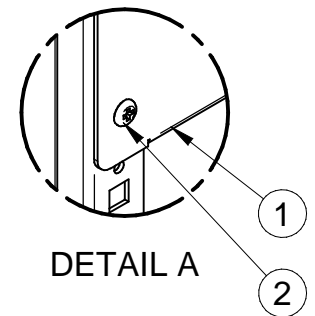


FIG 3. SIDE VIEW



DETAIL A

INSTRUCTIONS:

A) Center panel inside of cabinet frame with the flanges facing outward. Align holes and fasten using supplied self tapping screws. To center Side Mtg Inner Panel see FIG.3.



| ITEM | DESCRIPTION | QTY |
|------|---------------------------------|-----|
| 1 | Side Mtg. Inner/Barrier Panel | 1 |
| 2 | Screw #12X1/2 Pan Head Phillips | - |

| TOOL BOX | Phillips Screw Driver |
|----------|--------------------------|
| | |

**HAMMOND
MANUFACTURING™**
www.hammondmfg.com

Looking for pricing, stock, or lifecycle information?

Click below to explore more details on WIN SOURCE:

-  [View HSBP228 on WIN SOURCE](#)
-  [Hammond Manufacturing Information](#)

Optimize Your Supply Chain with WIN SOURCE Solutions

-  Global Sourcing Solution
-  Obsolete Management
-  Cost Control Management
-  Shortage Management
-  Alternative Solution
-  Excess Inventory Management