




**THE DATASHEET OF
CLP-105-02-F-D-P-TR**



LOW PROFILE DUAL WIPE SOCKET

8
Gbps



(1.27 mm) .050" PITCH • CLP SERIES

CLP

Mates:
FTSH, FTS, FW



SPECIFICATIONS

Insulator Material:
Black Liquid Crystal Polymer
Contact Material:
Phosphor Bronze
Plating:
Sn or Au over
50 μ" (1.27 μm) Ni
Current Rating (CLP/FTSH):
3.4 A per pin
(2 pins powered)
Voltage Rating:
280 VAC/395 VDC
Operating Temp Range:
-55 °C to +125 °C
Insertion Depth:
Top Entry =
(1.40 mm) .055" minimum
Bottom Entry =
(2.41 mm) .095" minimum
plus board thickness
DH Entry =
(2.31 mm) .091" to (2.67 mm) .105"
Max Cycles:
100 with 10 μ" (0.25 μm) Au

PROCESSING

Lead-Free Solderable:
Yes
SMT Lead Coplanarity:
(0.10 mm) .004" max (02-35)
(0.15 mm) .006" max (36-50)*
*(.004" stencil solution
may be available; contact
ipg@samtec.com)

02 thru 50

-F
= Gold flash
on contact,
Matte Tin
on tail

-L
= 10 μ"
(0.25 μm)
Gold on
contact,
Matte Tin
on tail

-G
= 10 μ"
(0.25 μm)
Gold
(-D only)

-D
= Double
Row

-DH
= Double
Horizontal
(Requires
FTSH-04
lead style)

-BE
= Bottom Entry
(Required for bottom
entry applications)

-A
= Alignment Pin
(Not available with -PA option)
(05, 06, 07, 08, 10, 12, 15,
20, 25, 30, 40 positions only)
(-DH option and other sizes.
Contact Samtec.)

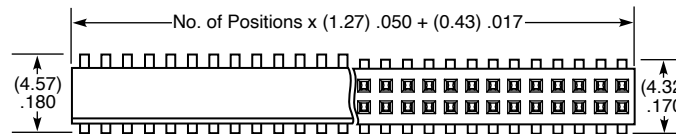
-K
= (4.00 mm) .157" DIA
Polyimide film Pick & Place Pad

-P
= Pick & Place Pad
(5 positions min. -D only)
(Not always necessary
for auto placement.
See Flex Processing.)

-PA
= Pick & Place Pad
with Alignment Pin
(-D only)
(Not available with -A option)

-TR
= Tape & Reel


-FR
= Full Reel Tape & Reel
(must order maximum
quantity per reel;
contact Samtec for
quantity breaks)



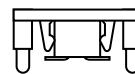
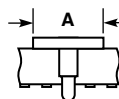
ALSO AVAILABLE

MOQ Required

Single row
Other platings



PIN/ROW	A
04-15	(3.56) .140
16-50	(7.11) .280



-PA OPTION



-P OPTION

Notes:



Severe Environment
Testing qualified; aligns
with MIL-DTL-55302.
Visit samtec.com/set

If odd pins/row, alignment pins are on
middle position on centerline of the part.
If even pins/row, then alignment pins are
between middle two positions.

Some lengths, styles and
options are non-standard,
non-returnable.

Looking for pricing, stock, or lifecycle information?

Click below to explore more details on WIN SOURCE:

-  [View CLP-105-02-F-D-P-TR on WIN SOURCE](#)
-  [Samtec Inc. Information](#)

Optimize Your Supply Chain with WIN SOURCE Solutions

-  Global Sourcing Solution
-  Obsolete Management
-  Cost Control Management
-  Shortage Management
-  Alternative Solution
-  Excess Inventory Management