









**THE DATASHEET OF
PF0698.333NLT**



SMT POWER INDUCTORS

Unshielded Drum Core - PF0698NL Series



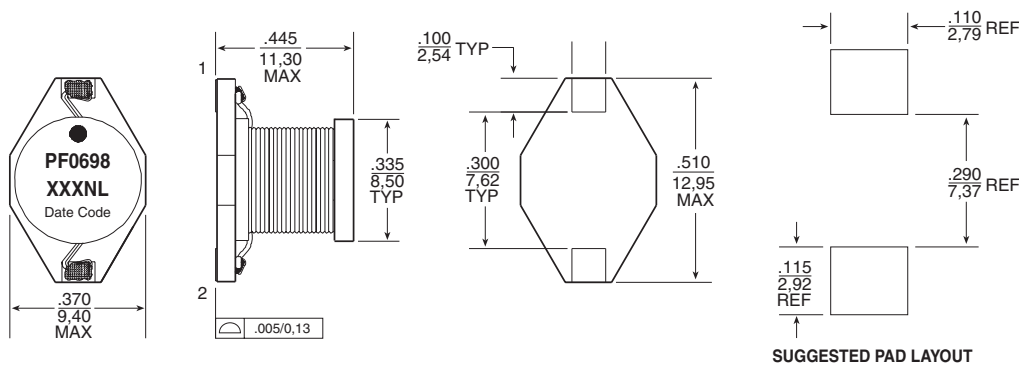
-  **All Inductors are RoHS compliant**
-  **Footprint: 13.0mm x 9.4mm Max**
-  **Current Rating: up to 4.9A**
-  **Inductance Range: 10 μ H to 1000 μ H**
-  **Clip pin termination**
-  **260°C reflow peak temperature qualified**

Electrical Specifications @ 25°C — Operating Temperature -40°C to +125°C

Part ⁴ Number	Inductance @0Adc (μ H \pm 20%)	I _{rated} ¹ (A)	DCR (m Ω MAX)	Saturation ² Current I _{sat} (A)	Heating ³ Current I _{dc} (A)	SRF (MHz TYP)
PF0698.103NL	10	4.90	24	8.3	4.90	19
PF0698.153NL	15	4.50	29	7.1	4.50	15
PF0698.183NL	18	4.20	30	5.8	4.20	13
PF0698.223NL	22	3.50	47	5.6	3.50	12
PF0698.333NL	33	2.80	65	4.3	2.80	9
PF0698.473NL	47	2.45	85	3.8	2.45	7
PF0698.683NL	68	2.00	130	3.1	2.00	6
PF0698.104NL	100	1.60	200	2.6	1.60	4.8
PF0698.154NL	150	1.32	280	2.1	1.32	3.5
PF0698.224NL	220	1.13	360	1.7	1.13	2.8
PF0698.334NL	330	0.95	580	1.35	0.95	2.3
PF0698.474NL	470	0.75	860	1.15	0.75	1.7
PF0698.684NL	680	0.60	1200	1.05	0.60	1.5
PF0698.105NL	1000	0.49	2000	0.85	0.49	1.2

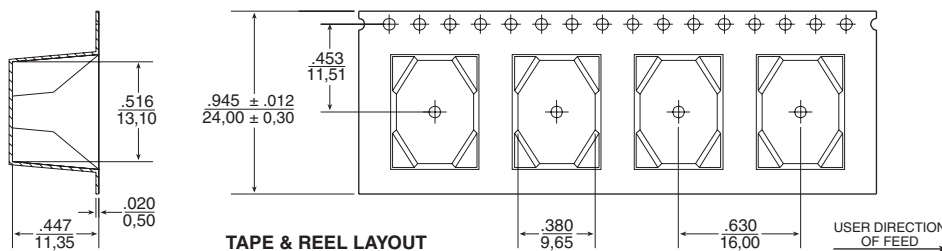
Mechanical

Schematic



Weight2.5 grams
Tape & Reel.....280/reel

Dimensions: Inches
mm
Unless otherwise specified,
all tolerances are \pm .004
0,10



TAPE & REEL LAYOUT

USER DIRECTION OF FEED

SMT POWER INDUCTORS

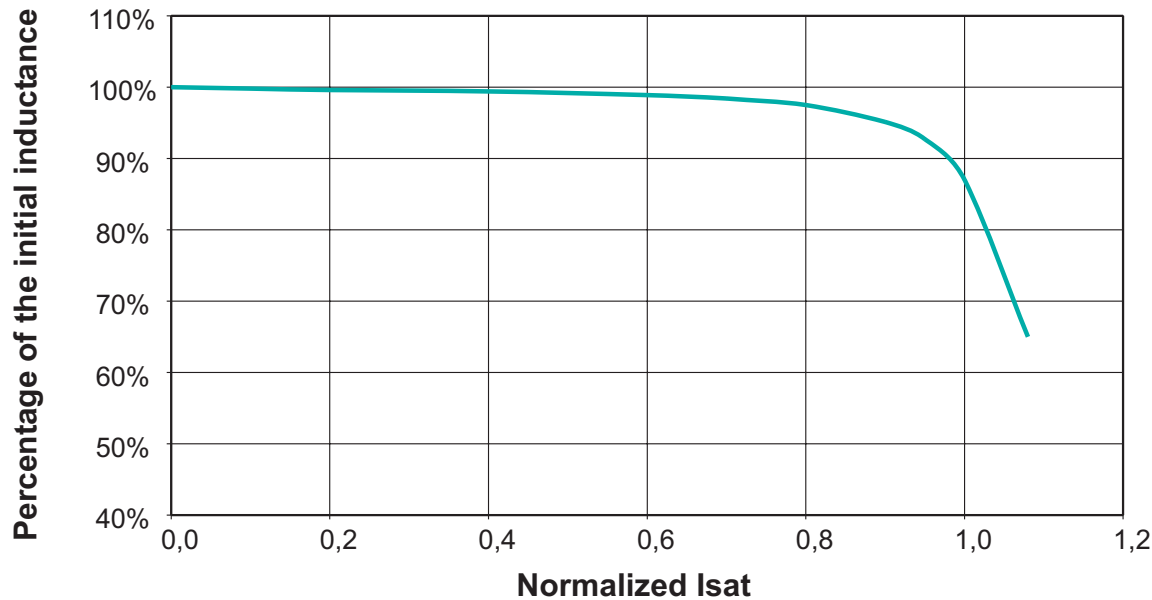
Unshielded Drum Core - PF0698NL Series



Notes from Tables

1. The rated current as listed is either the saturation current @ 25°C or the heating current depending on which value is lower.
2. The saturation current I_{sat} is the current which causes the inductance to drop by 10% typical at an ambient temperature of 25°C. This current is determined by placing the component in the specified ambient environment and applying a short duration pulse current (to eliminate self-heating effects) to the component.
3. The heating current I_{dc} is the dc current which causes the temperature rise of the part to increase by approximately 40°C. This current is determined by mounting the component on a typical application PCB and applying the current to the device for 30 minutes.
4. Optional Tape and Reel packaging can be ordered by adding a "T" suffix to the part number (i.e. PF0698.103NL becomes PF0698.103NLT). Pulse complies to industry standard tape and reel specification EIA481.

Typical Inductance vs Current Characteristics



For More Information:

Pulse Worldwide Headquarters	Pulse Northern Europe	Pulse Southern Europe	Pulse China Headquarters	Pulse North China	Pulse South Asia	Pulse North Asia
12220 World Trade Drive San Diego, CA 92128 U.S.A. www.pulseeng.com TEL: 858 674 8100 FAX: 858 674 8262	3 Huxley Road Surrey Research Park Guildford, Surrey GU2 5RE United Kingdom TEL: 44 1483 401700 FAX: 44 1483 401701	Zone Industrielle F-39270 Orgelet France TEL: 33 3 84 35 04 04 FAX: 33 3 84 25 46 41	No. 1 Industrial District Changan, Dongguan China TEL: 86 769 5538070 FAX: 86 769 5538870	Room 1002 No. 819 Nanjing West Rd Shanghai China TEL: 86 21 32181071 FAX: 86 21 32181396	150 Kampong Ampat #07-01/02 KA Centre Singapore 368324 TEL: 65 6287 8998 FAX: 65 6280 0080	3F-4, No. 81, Sec. 1 Hsin Tai Wu Road Hsi-Chih Taipei Hsien Taiwan TEL: 886 2 26980228 FAX: 886 2 26980948

Performance warranty of products offered on this data sheet is limited to the parameters specified. Data is subject to change without notice. Other brand and product names mentioned herein may be trademarks or registered trademarks of their respective owners.

© Copyright, 2005. Pulse Engineering, Inc. All right reserved.

Looking for pricing, stock, or lifecycle information?

Click below to explore more details on WIN SOURCE:

 [View PF0698.333NLT on WIN SOURCE](#)

 [Pulse Information](#)

Optimize Your Supply Chain with WIN SOURCE Solutions

-  Global Sourcing Solution
-  Obsolete Management
-  Cost Control Management
-  Shortage Management
-  Alternative Solution
-  Excess Inventory Management