

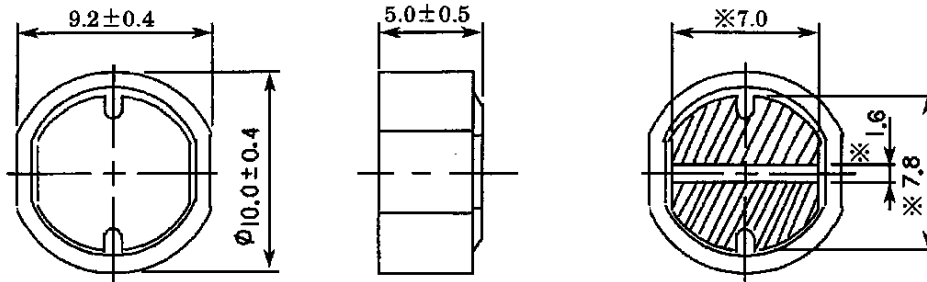


**THE DATASHEET OF
CDR105-220MC**



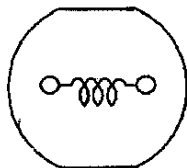
SPECIFICATION		
SUMIDA TYPE	CDR105	PART NO. REF. TO IN THE ATTACHED SHEET.

1. DIMENSION (UNIT mm)

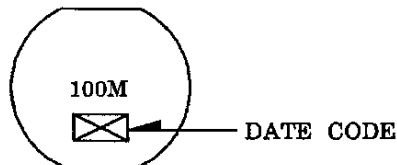


※ DIMENSION OF TERMINAL IS TYPICAL

2. CONNECTION (BOTTOM)



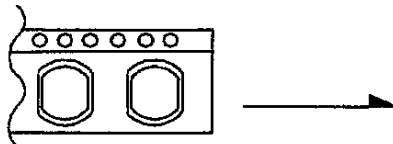
3. STAMP (Ex.)



DIRECTLY STAMP
UNFIXED THE POSITION

4. NOTE

*ENCLOSING CONDITION OF COILS.



*CARRIER TAPE PACKING SPECIFICATION IN DETAIL.(S-074-404)

*RECOMMENDATION
DUE TO THE COIL WEIGHT. PLEASE APPLY BOND ONTO THIS COIL PART
WHEN FIXED ONTO THE PCB.

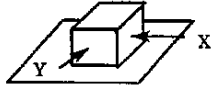
*RECOMMENDED REFLOW CONDITION TO BE ACCORDING TO S-074-5003.

3 rd SEP., 1993			SUMIDA CODE	4721	
CH K.	CH K.	DR G.			DRG. NO. 2/5
O.SATO	KOMA ITA	KIKYO A			S-074-428

SUMIDA TECHNOLOGIES INCORPORATED

GENERAL CHARACTERISTICS	TYPE CDR105
-------------------------	----------------

1. OPERATING TEMPERATURE : -25 ~ +70 °C (COIL CONTAIN HEAT)
2. EXTERNAL APPEARANCE : ON VISUAL INSPECTION, THE COIL HAS NO EXTERNAL DEFECTS.
3. TERMINAL STRENGTH : AFTER SOLDERING, BETWEEN COPPER PLATE AND TERMINAL OF COIL, PUSH IN THREE DIRECTIONS OF X, Y WITHSTANDING 15.0N (1.53kgf) FOR 10±2 SECONDS. TERMINAL SHOULD NOT PEEL OFF. (REFER TO FIGURE AT RIGHT)


4. HEAT ENDURANCE TEST: REFER TO S-074-5002
5. DIELECTRIC STRENGTH : NO APPARENT AT 100V D.C. FOR 1 MINUTE BETWEEN COIL-CORE.
6. INSULATING RESISTANCE : OVER 100 MΩ AT 100V D.C. BETWEEN COIL-CORE.
7. INDUCTANCE TEMPERATURE COEFFICIENT : (0 ~ 2000) × 10⁻⁶/°C (-25 ~ + 70 °C)
8. HUMIDITY TEST : INDUCTANCE DEVIATION WITHIN ± 5.0 %
AFTER 96 HOURS IN 90 ~ 95 % RELATIVE HUMIDITY AT 40 ± 2 °C AND 1 HOUR DRYING UNDER NORMAL CONDITION.
9. VIBRATION TEST : INDUCTANCE DEVIATION WITHIN ± 2.0 % AFTER VIBRATION FOR 2 HOUR. IN EACH OF THREE ORIENTATIONS AT SWEEP VIBRATION (10~55~10 Hz) WITH 1.5 mm P-P AMPLITUDE.
10. SHOCK TEST : INDUCTANCE DEVIATION WITHIN ± 2.0 % AFTER DROP DOWN WITH 981m/s²(100G) SHOCK ATTITUDE UPON A RUBBER BLOCK METHOD SHOCK TESTING MACHINE, FOR 1 TIME, IN EACH OF THREE ORIENTATIONS.

3 rd SEP ., 1993

CHK.	CHK.	DRG.
O.SATO	KOMA ITA	KIKYO A

DRG. NO.	3/5
S-074-428	

SUMIDA TECHNOLOGIES INCORPORATED

SPECIFICATION	TYPE CDR105
----------------------	-----------------------

ELECTRICAL CHARACTERISTICS

NO.	PART NO.	STAMP	INDUCTANCE [WITHIN] ※ 1	D.C.R. (Ω) [MAX.] (at 20°C)	RATED CURRENT (A) ※ 2	S.R.F. (MHz) [TYP.]	SUMIDA CODE
01	CDR105-100MC	100M	10 μH +20 -15 %	0.06	2.53	31	4721-0015
02	CDR105-120MC	120M	12 μH +20 -15 %	0.06	2.31	27	4721-0026
03	CDR105-150MC	150M	15 μH +20 -15 %	0.07	2.06	27	4721-0037
04	CDR105-180MC	180M	18 μH +20 -15 %	0.08	1.89	26	4721-0048
05	CDR105-220MC	220M	22 μH +20 -15 %	0.09	1.71	21	4721-0059
06	CDR105-270MC	270M	27 μH +20 -15 %	0.11	1.54	18	4721-0060
07	CDR105-330MC	330M	33 μH +20 -15 %	0.12	1.39	16	4721-0071
08	CDR105-390MC	390M	39 μH +20 -15 %	0.16	1.28	15	4721-0082
09	CDR105-470MC	470M	47 μH +20 -15 %	0.18	1.17	14	4721-0093
10	CDR105-560MC	560M	56 μH +20 -15 %	0.19	1.07	12	4721-0104
11	CDR105-680MC	680M	68 μH +20 -15 %	0.22	0.97	11	4721-0115
12	CDR105-820MC	820M	82 μH +20 -15 %	0.28	0.88	10	4721-0126
13	CDR105-101MC	101M	100 μH +20 -15 %	0.35	0.80	7	4721-0137
14	CDR105-121MC	121M	120 μH +20 -15 %	0.38	0.73	6.5	4721-0148
15	CDR105-151MC	151M	150 μH +20 -15 %	0.45	0.65	5.8	4721-0159
16	CDR105-181MC	181M	180 μH +20 -15 %	0.62	0.60	5.3	4721-0161
17	CDR105-221MC	221M	220 μH +20 -15 %	0.69	0.54	5.2	4721-0172
18	CDR105-271MC	271M	270 μH +20 -15 %	0.78	0.49	4.6	4721-0183
19	CDR105-331MC	331M	330 μH +20 -15 %	1.03	0.44	4.2	4721-0194
20	CDR105-391MC	391M	390 μH +20 -15 %	1.18	0.41	3.6	4721-0205
21	CDR105-471MC	471M	470 μH +20 -15 %	1.60	0.37	3.6	4721-0216

※ 1: MEASURED FREQUENCY L 10 μH ~ 82 μH ; at 2.52 MHz
100 μH ~ 470 μH ; at 1 kHz

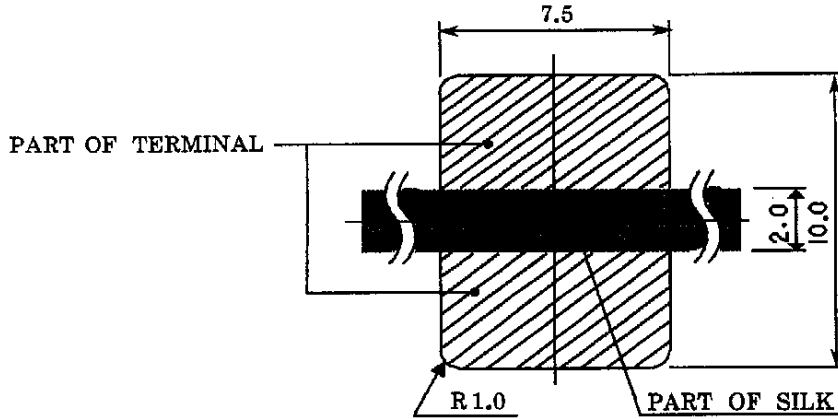
※ 2: UNDER D.C. PRE-MAGNETIZATION CHARACTERISTICS, IN TERMS OF RATED CURRENT, THE INDUCTANCE SHOULD NOT LESS THAN 80 % OF THE ORIGINAL VALUE, AND HEAT-UP, CHANGE OF TEMPERATURE SHOULD BE BELOW 40°C. (TEMPERATURE STANDARD ; Ta=20°C)

3 rd SEP., 1993			SUMIDA CODE	4721
CH K.	CH K.	DR G.	DEG NO. 4/5	
O.SATO	KOMA ITA	KIKYO A		
			S-074-428	

SUMIDA TECHNOLOGIES INCORPORATED

SPECIFICATION	TYPE CDR105
---------------	----------------

DIMENSION RECOMMENDED (mm)



PLEASE COAT WITH SILK BETWEEN TERMINAL.

THICKNESS OF METALMASK RECOMMENDED 0.2t

3 rd SEP., 1993

C H K.	C H K.	D R G.
O.SATO	KOMA ITA	KIKYO A

DRG. NO.	5/5
S-074-428	

SUMIDA TECHNOLOGIES INCORPORATED

Looking for pricing, stock, or lifecycle information?

Click below to explore more details on WIN SOURCE:

- ⊖ [View CDR105-220MC on WIN SOURCE](#)
- ⊖ [Sumida America Components Inc. Information](#)

Optimize Your Supply Chain with WIN SOURCE Solutions

- ✓ Global Sourcing Solution
- ✓ Obsolete Management
- ✓ Cost Control Management
- ✓ Shortage Management
- ✓ Alternative Solution
- ✓ Excess Inventory Management