




**THE DATASHEET OF
CDRH3D28/LDNP-100NC**



SMD Power Inductor CDRH3D28/LD



Description

- Ferrite drum core construction.
- Magnetically shielded.
- L × W × H: 4.0 × 4.0 × 3.0 mm Max.
- Product weight: 130mg (Ref.)
- Moisture Sensitivity Level: 1
- RoHS compliance.

Environmental Data

- Operating temperature range: -40°C ~ +105°C (including coil's self temperature rise)
- Storage temperature range: -40°C ~ +105°C
- Solder reflow temperature: 260 °C peak.

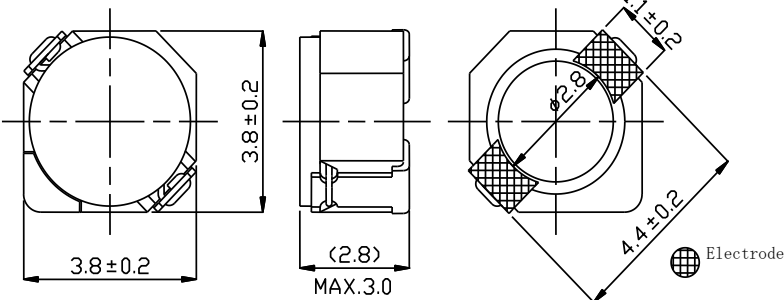
Packaging

- Carrier tape and reel packaging
- 7.0" diameter reel
- 500pcs per reel

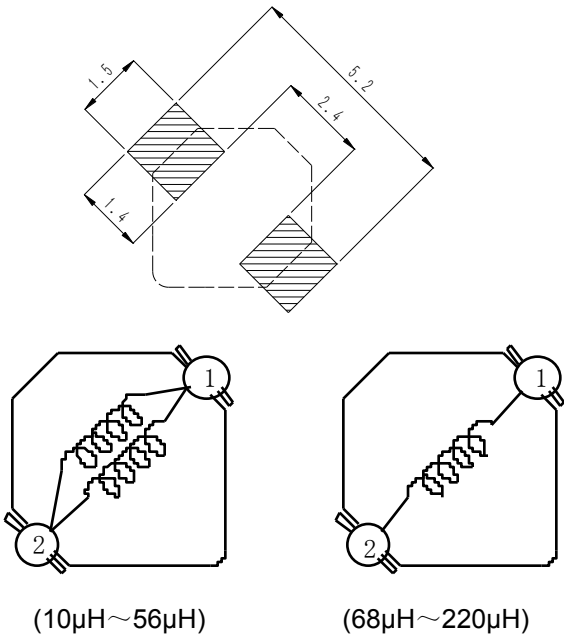
Applications

- Ideally used in Mobilephone, PDA, MP3, DSC/DVC, Portable DVD, etc. as DC-DC converter inductors.

Dimension - [mm]



Land pattern and Schematics - [mm]





Electrical Characteristics

Part Name	Stamp	Inductance (μH) [within] ※1	D.C.R. (m Ω) Max. (Typ.) (at 20°C)	Saturation Current (A) ※2		Temperature Rise Current (A) ※3
				at 20°C	at 105°C	
CDRH3D28/LDNP-100NC	A	10 \pm 30%	95(73)	0.50	0.43	1.52
CDRH3D28/LDNP-120NC	B	12 \pm 30%	100(80)	0.45	0.38	1.48
CDRH3D28/LDNP-150NC	C	15 \pm 30%	115(90)	0.40	0.33	1.44
CDRH3D28/LDNP-180NC	D	18 \pm 30%	125(100)	0.35	0.30	1.37
CDRH3D28/LDNP-220NC	E	22 \pm 30%	145(117)	0.33	0.28	1.28
CDRH3D28/LDNP-270NC	F	27 \pm 30%	175(140)	0.29	0.26	1.18
CDRH3D28/LDNP-330NC	G	33 \pm 30%	215(170)	0.28	0.23	1.15
CDRH3D28/LDNP-390NC	H	39 \pm 30%	225(180)	0.25	0.21	1.00
CDRH3D28/LDNP-470NC	J	47 \pm 30%	305(245)	0.23	0.19	0.81
CDRH3D28/LDNP-560NC	K	56 \pm 30%	325(260)	0.20	0.17	0.76
CDRH3D28/LDNP-680NC	L	68 \pm 30%	470(375)	0.185	0.156	0.60
CDRH3D28/LDNP-820NC	M	82 \pm 30%	540(430)	0.172	0.142	0.58
CDRH3D28/LDNP-101NC	N	100 \pm 30%	610(485)	0.160	0.128	0.52
CDRH3D28/LDNP-121NC	P	120 \pm 30%	755(605)	0.136	0.116	0.50
CDRH3D28/LDNP-151NC	Q	150 \pm 30%	880(705)	0.124	0.106	0.48
CDRH3D28/LDNP-181NC	R	180 \pm 30%	1130(905)	0.119	0.095	0.42
CDRH3D28/LDNP-221NC	S	220 \pm 30%	1270(1015)	0.116	0.087	0.36

※1. Inductance measuring condition: at 100kHz.

※2. Saturation current: The value of D.C. current when the inductance decreases to 65% of it's nominal value.

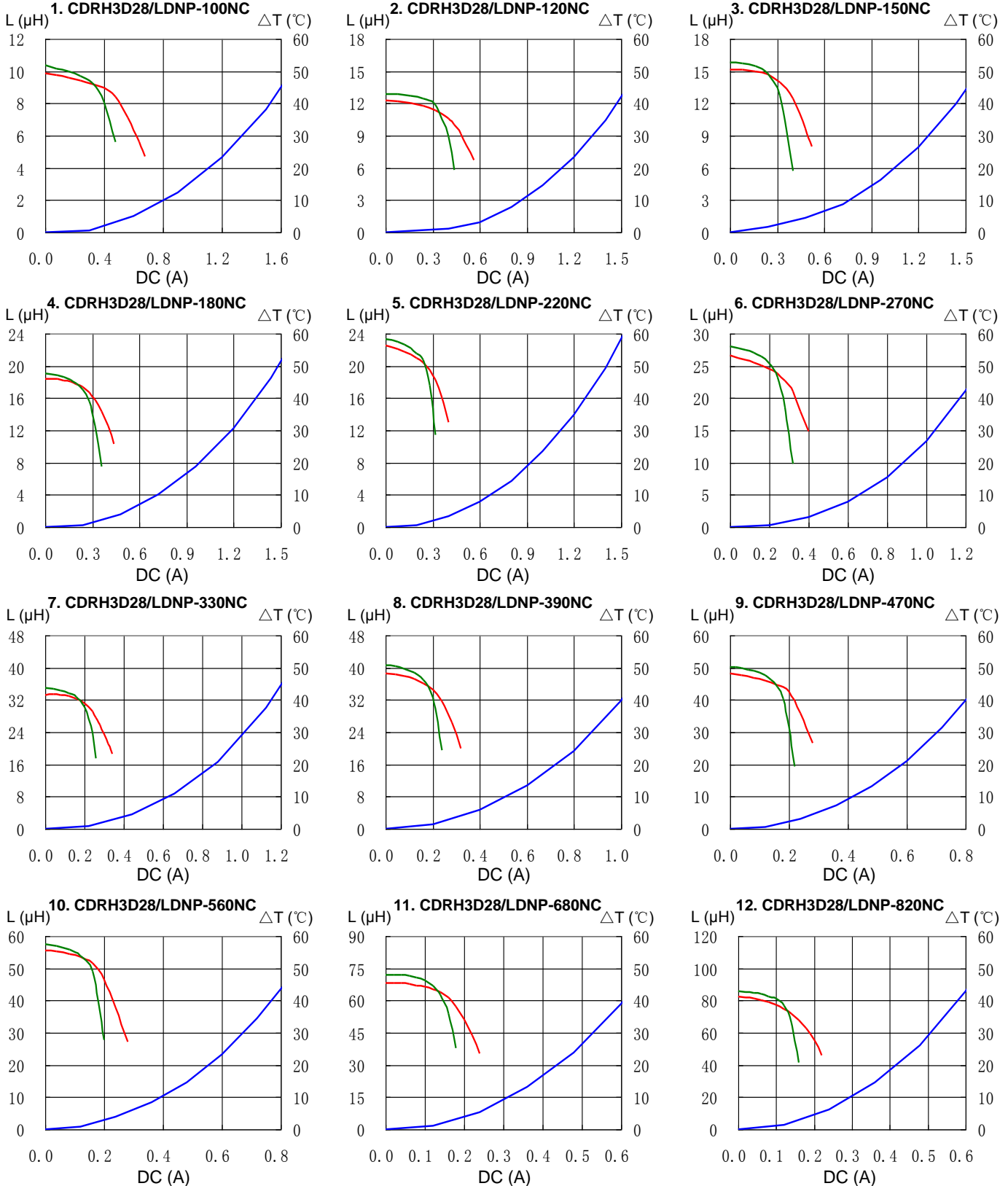
※3. Temperature rise current: The value of D.C. current when the temperature rise is $\Delta t=40^\circ\text{C}$ ($T_a=20^\circ\text{C}$).

SMD Power Inductor CDRH3D28/LD




Saturation Current & Temperature Rise Graph

— L (20°C) — L (100°C) — ΔT

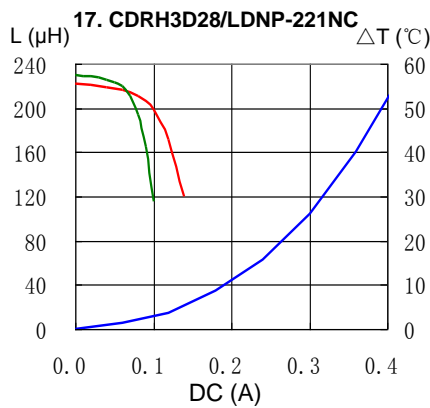
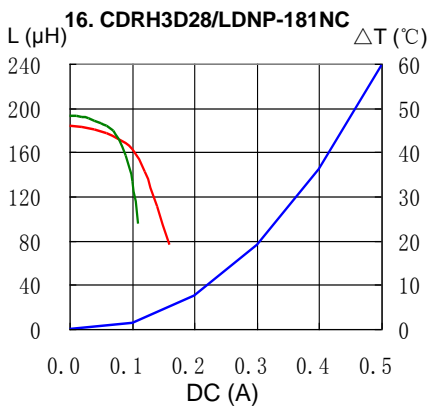
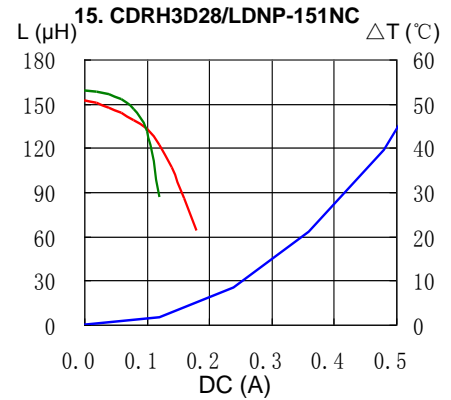
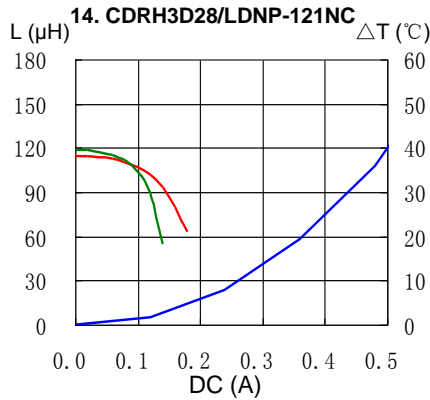
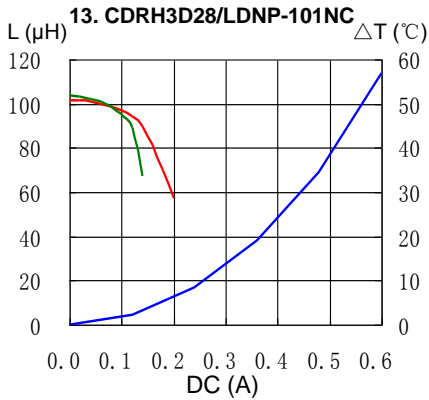


SMD Power Inductor CDRH3D28/LD



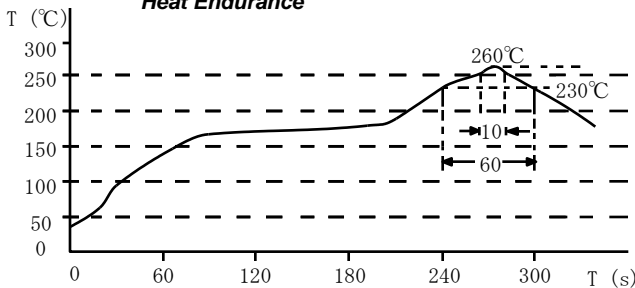
Saturation Current & Temperature Rise Graph

— L (20°C) — L (100°C) — ΔT

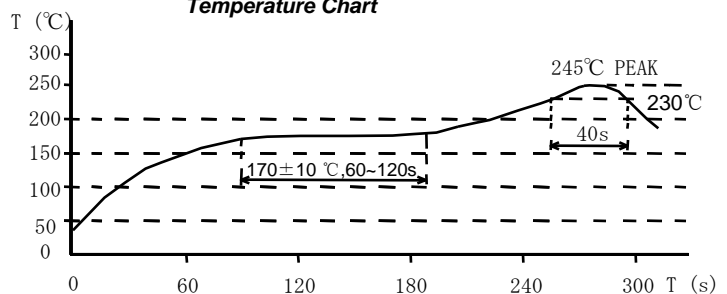


Solder Reflow Condition

Heat Endurance



Temperature Chart



Please refer to the sales offices on our website - <http://www.sumida.com>

Hong Kong

Tel.+852-2880-6781
FAX.+852-2565-9600
sales@hk.sumida.com

Saitama(Japan)

Tel.+81-48-691-7300
FAX.+81-48-691-7340
sales@jp.sumida.com

Chicago

Tel.+1-847-545-6700
FAX. +1-847-545-6720
sales@us.sumida.com

Shanghai

Tel.+86-21-5836-3299
FAX.+86-21-5836-3266
shanghai.sales@cn.sumida.com

Seoul

Tel.+82-2-6237-0777
FAX.+82-2-6237-0778
sales@kr.sumida.com

Obernzell

Tel.+49-8591-937-0
FAX. +49-8591-937-103
contact@eu.sumida.com

Shenzhen

Tel.+86-755-8291-0228
FAX.+86-755-8291-0338
shenzhen.sales@cn.sumida.com

Singapore

Tel.+65-6296-3388
FAX.+65-6841-4426
sales@sg.sumida.com

Neumarkt

Tel.+49-9181-4509-110
FAX. +49-9181-4509-310
infocomp@eu.sumida.com

Taipei

Tel.+886-2-8751-2737
FAX.+886-2-8751-2738
sales@tw.sumida.com

San Jose

Tel.+1-408-321-9660
FAX.+1-408-321-9308
sales@us.sumida.com

Looking for pricing, stock, or lifecycle information?

Click below to explore more details on WIN SOURCE:

- ⊖ [View CDRH3D28/LDNP-100NC on WIN SOURCE](#)
- ⊖ [Sumida America Components Inc. Information](#)

Optimize Your Supply Chain with WIN SOURCE Solutions

- ✓ Global Sourcing Solution
- ✓ Obsolete Management
- ✓ Cost Control Management
- ✓ Shortage Management
- ✓ Alternative Solution
- ✓ Excess Inventory Management