



**THE DATASHEET OF  
CDRH74NP-220MC-B**



# SMD Power Inductor CDRH74



## Description

- Ferrite drum core construction.
- Magnetically shielded.
- L × W × H: 7.5 × 7.5 × 4.5 mm Max.
- Product weight: 0.78g(Ref.)
- Moisture Sensitivity Level: 1
- RoHS compliance.

## Environmental Data

- Operating temperature range: -40°C ~ +100°C (including coil's self temperature rise)
- Storage temperature range: -40°C ~ +100°C
- Solder reflow temperature: 260 °C peak.

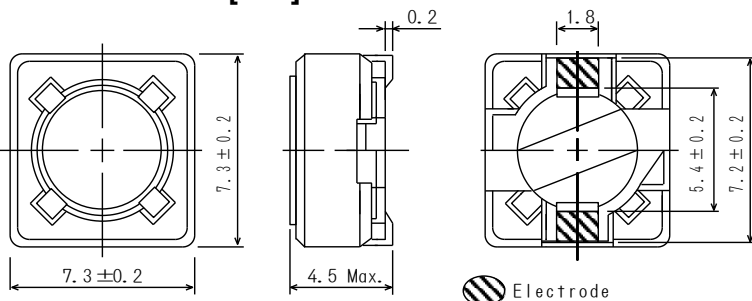
## Packaging

- Carrier tape and reel packaging
- 12.9" diameter reel
- 1000pcs per reel

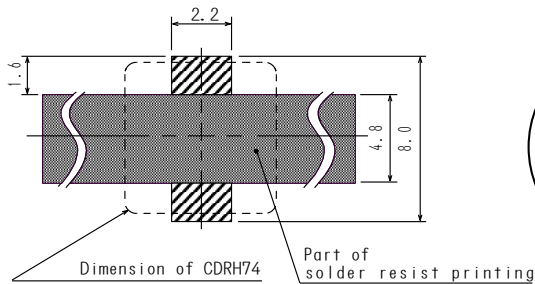
## Applications

- Ideally used in Notebook PC, LCD TV, DVD, Game machine, STB, Projector etc as DC-DC converter inductors.

## Dimension - [mm]



## Land pattern and Schematics - [mm]



# SMD Power Inductor CDRH74



## Electrical Characteristics

Part Name	Stamp	Inductance ( $\mu\text{H}$ ) [ within ] ※1	D.C.R.( $\Omega$ ) Max. (Typ.) (at 20°C)	Rated Current (A) ※2
CDRH74NP-100MC-B	100	10 $\pm$ 20%	49m(38m)	1.84
CDRH74NP-120MC-B	120	12 $\pm$ 20%	58m(44m)	1.71
CDRH74NP-150MC-B	150	15 $\pm$ 20%	81m(62m)	1.47
CDRH74NP-180MC-B	180	18 $\pm$ 20%	91m(70m)	1.31
CDRH74NP-220MC-B	220	22 $\pm$ 20%	0.11(77m)	1.23
CDRH74NP-270MC-B	270	27 $\pm$ 20%	0.15(0.12)	1.12
CDRH74NP-330MC-B	330	33 $\pm$ 20%	0.17(0.13)	0.96
CDRH74NP-390MC-B	390	39 $\pm$ 20%	0.23(0.18)	0.91
CDRH74NP-470MC-B	470	47 $\pm$ 20%	0.26(0.20)	0.88
CDRH74NP-560MC-B	560	56 $\pm$ 20%	0.35(0.27)	0.75
CDRH74NP-680MC-B	680	68 $\pm$ 20%	0.38(0.30)	0.69
CDRH74NP-820MC-B	820	82 $\pm$ 20%	0.43(0.33)	0.61
CDRH74NP-101MC-B	101	100 $\pm$ 20%	0.61(0.47)	0.60
CDRH74NP-121MC-B	121	120 $\pm$ 20%	0.66(0.51)	0.52
CDRH74NP-151MC-B	151	150 $\pm$ 20%	0.88(0.68)	0.46
CDRH74NP-181MC-B	181	180 $\pm$ 20%	0.98(0.76)	0.42
CDRH74NP-221MC-B	221	220 $\pm$ 20%	1.17(0.90)	0.36
CDRH74NP-271MC-B	271	270 $\pm$ 20%	1.64(1.32)	0.34
CDRH74NP-331MC-B	331	330 $\pm$ 20%	1.86(1.49)	0.32
CDRH74NP-391MC-B	391	390 $\pm$ 20%	2.85(2.28)	0.29
CDRH74NP-471MC-B	471	470 $\pm$ 20%	3.01(2.41)	0.26
CDRH74NP-561MC-B	561	560 $\pm$ 20%	3.62(2.89)	0.23
CDRH74NP-681MC-B	681	680 $\pm$ 20%	4.63(3.71)	0.22
CDRH74NP-821MC-B	821	820 $\pm$ 20%	5.20(4.16)	0.20
CDRH74NP-102MC-B	102	1.0mH $\pm$ 20%	6.00(4.80)	0.18

※1. Inductance measuring condition: at 1 kHz.

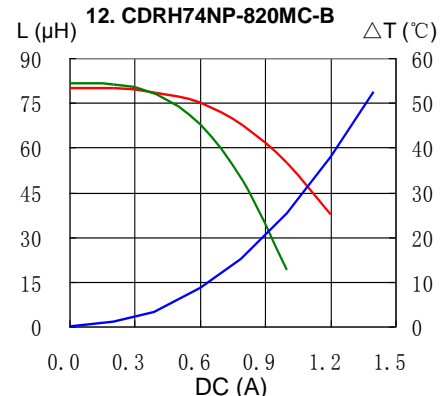
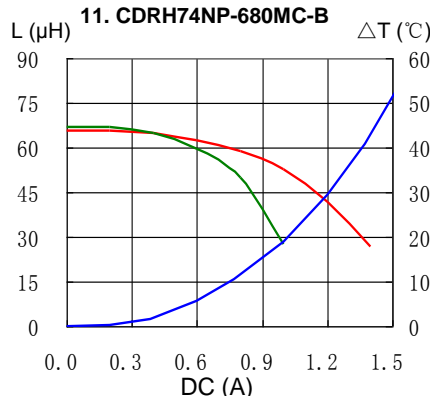
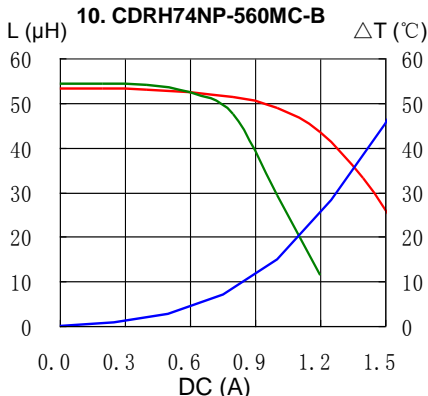
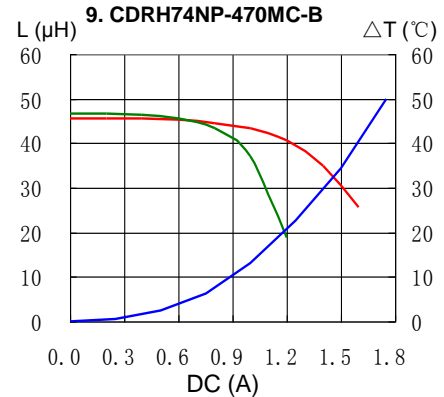
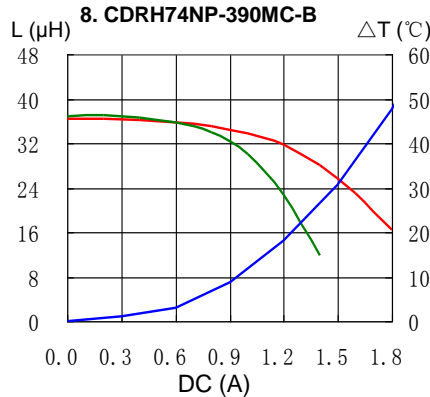
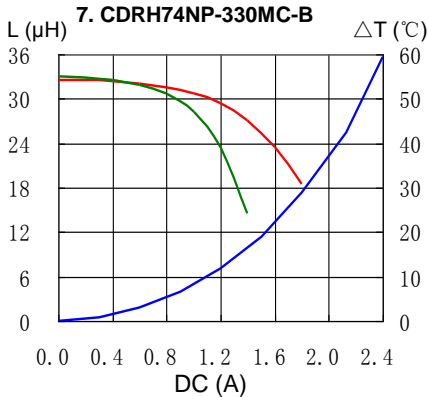
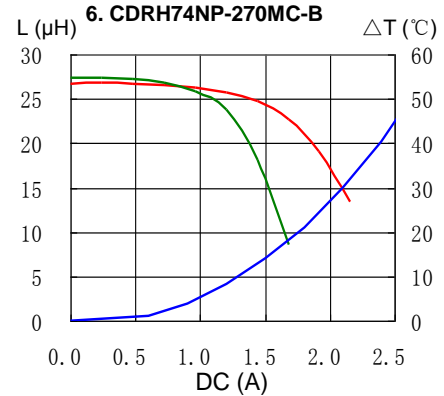
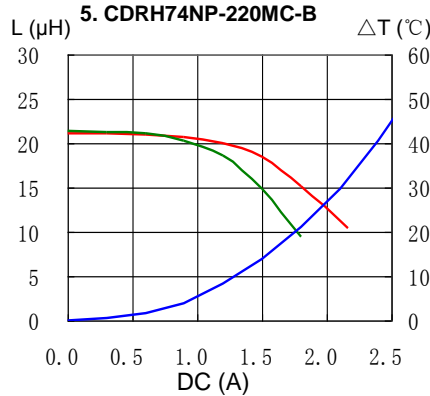
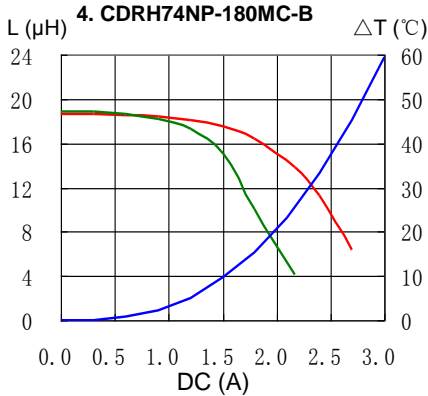
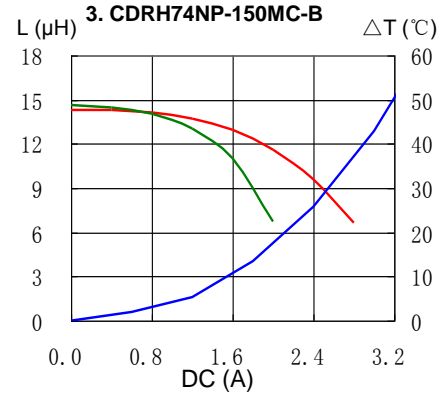
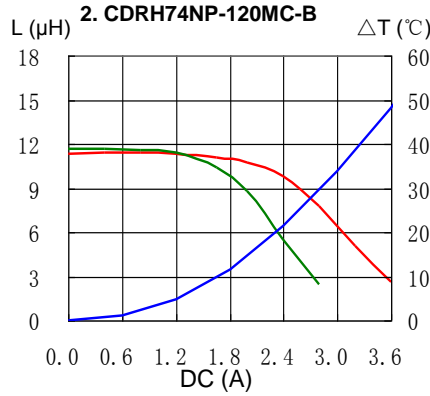
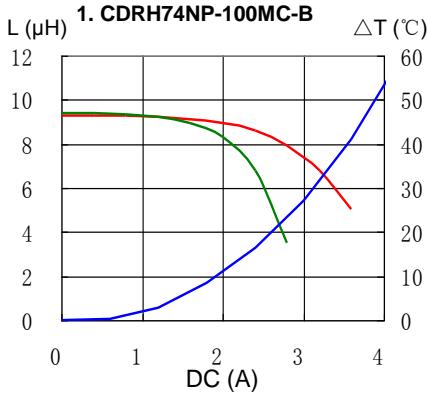
※2. Rated current: The DC current at which the inductance decreases to 75% of its nominal value or when  $\Delta t=40^\circ\text{C}$ , whichever is lower ( $T_a=20^\circ\text{C}$ ).

# SMD Power Inductor CDRH74



## Saturation Current & Temperature Rise Graph

— L (20°C) — L (100°C) —  $\Delta T$

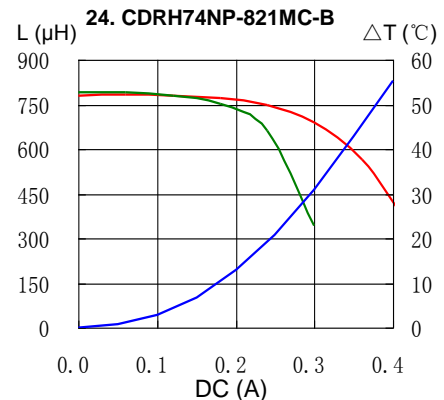
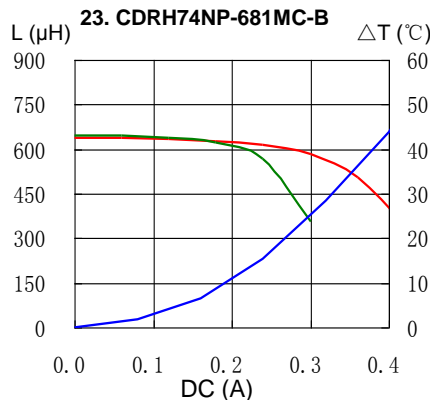
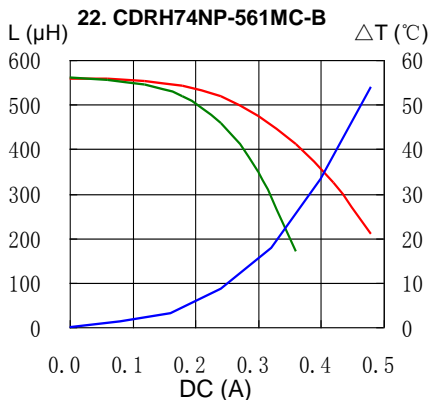
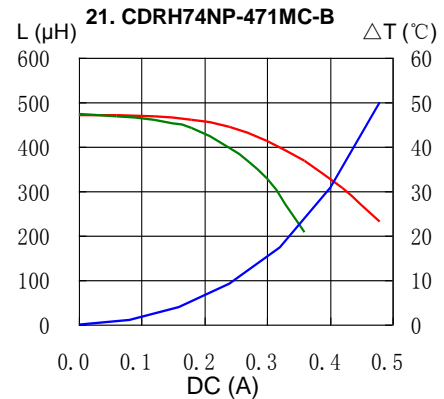
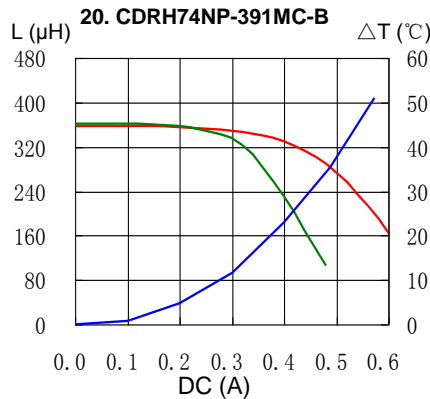
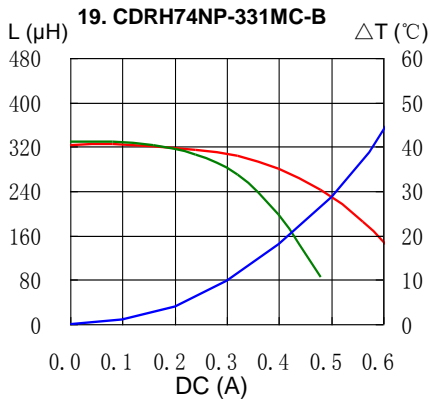
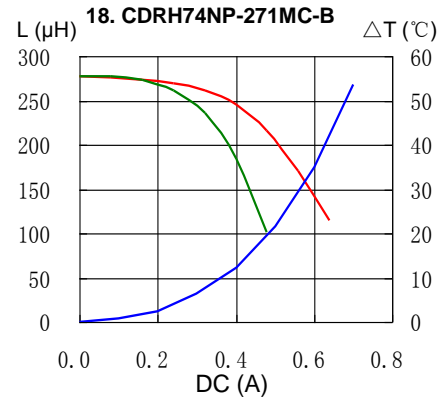
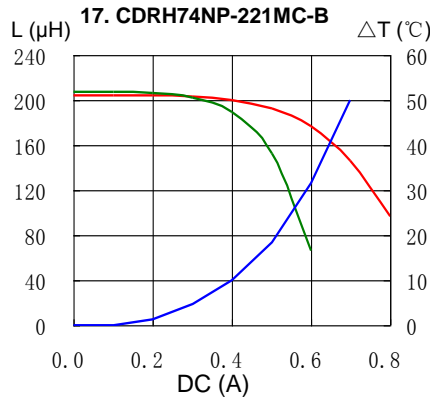
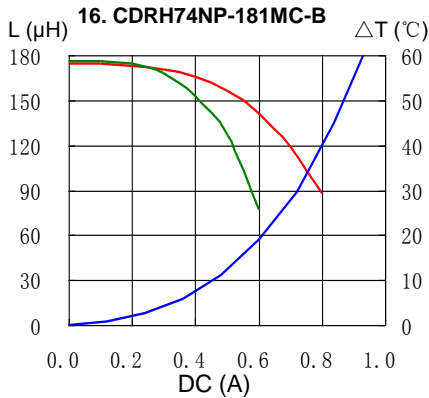
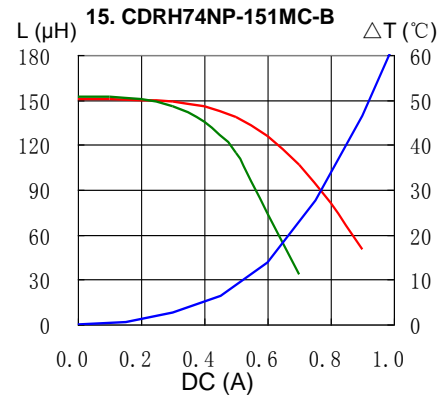
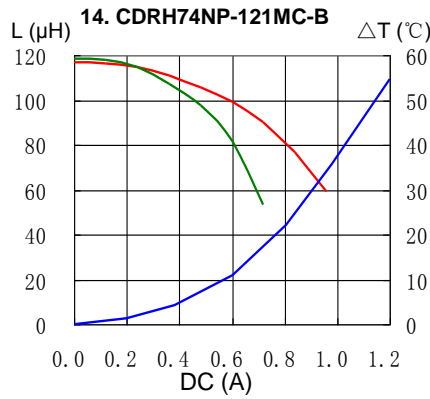
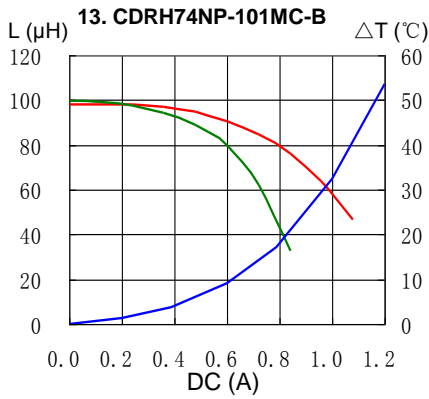


# SMD Power Inductor CDRH74



## Saturation Current & Temperature Rise Graph

— L (20°C) — L (100°C) —  $\Delta T$

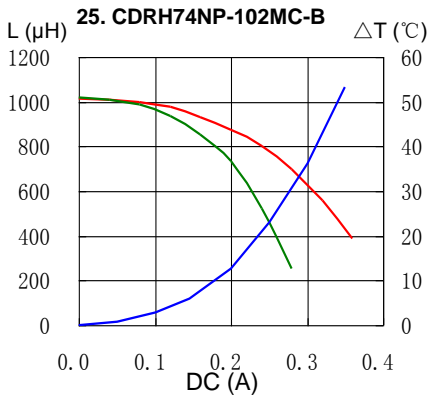


# SMD Power Inductor CDRH74



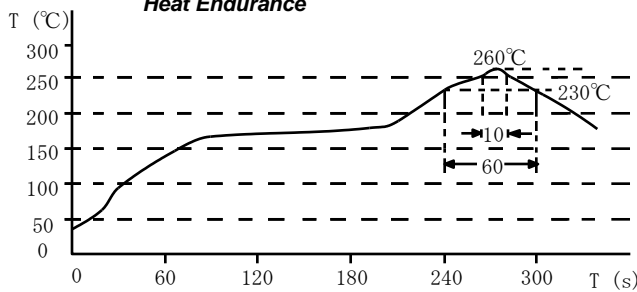
## Saturation Current & Temperature Rise Graph

— L (20°C) — L (100°C) —  $\Delta T$

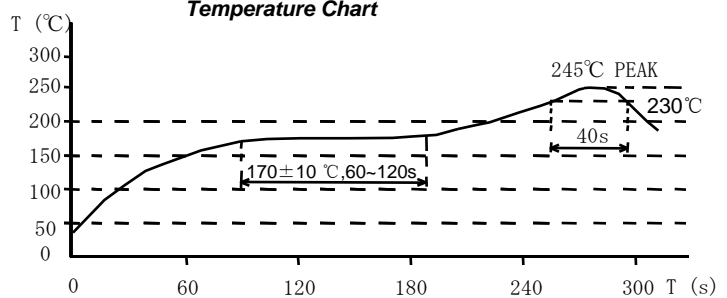


## Solder Reflow Condition

Heat Endurance



Temperature Chart



Please refer to the sales offices on our website - <http://www.sumida.com>

### Hong Kong

Tel.+852-2880-6781  
FAX.+852-2565-9600  
[sales@hk.sumida.com](mailto:sales@hk.sumida.com)

### Saitama(Japan)

Tel.+81-48-691-7300  
FAX.+81-48-691-7340  
[sales@jp.sumida.com](mailto:sales@jp.sumida.com)

### Chicago

Tel.+1-847-545-6700  
FAX. +1-847-545-6720  
[sales@us.sumida.com](mailto:sales@us.sumida.com)

### Shanghai

Tel.+86-21-5836-3299  
FAX.+86-21-5836-3266  
[shanghai.sales@cn.sumida.com](mailto:shanghai.sales@cn.sumida.com)

### Seoul

Tel.+82-2-6237-0777  
FAX.+82-2-6237-0778  
[sales@kr.sumida.com](mailto:sales@kr.sumida.com)

### Obernzell

Tel.+49-8591-937-0  
FAX. +49-8591-937-103  
[contact@eu.sumida.com](mailto:contact@eu.sumida.com)

### Shenzhen

Tel.+86-755-8291-0228  
FAX.+86-755-8291-0338  
[shenzhen.sales@cn.sumida.com](mailto:shenzhen.sales@cn.sumida.com)

### Singapore

Tel.+65-6296-3388  
FAX.+65-6841-4426  
[sales@sg.sumida.com](mailto:sales@sg.sumida.com)

### Neumarkt

Tel.+49-9181-4509-110  
FAX. +49-9181-4509-310  
[infocomp@eu.sumida.com](mailto:infocomp@eu.sumida.com)

### Taipei

Tel.+886-2-8751-2737  
FAX.+886-2-8751-2738  
[sales@tw.sumida.com](mailto:sales@tw.sumida.com)

### San Jose

Tel.+1-408-321-9660  
FAX.+1-408-321-9308  
[sales@us.sumida.com](mailto:sales@us.sumida.com)

## Looking for pricing, stock, or lifecycle information?

Click below to explore more details on WIN SOURCE:

- ⊖ [View CDRH74NP-220MC-B on WIN SOURCE](#)
- ⊖ [Sumida America Components Inc. Information](#)

## Optimize Your Supply Chain with WIN SOURCE Solutions

- ✓ Global Sourcing Solution
- ✓ Obsolete Management
- ✓ Cost Control Management
- ✓ Shortage Management
- ✓ Alternative Solution
- ✓ Excess Inventory Management