



How to Buy Components Online ?

a. For those components with prices displayed on the product pages, you can easily purchase online.

EMAIL US


Need Help? Email now! 


Search, Datasheet, Buy


Search Parts 


Powered by **WINSOURCE** ELECTRONICS


CERTIFICATIONS

















RECENTLY VIEWED

- 
- 


MPX5700AP


Home > Sensors,Transducers > Pressure Sensors,Transducers > **MPX5700AP**




Same model may have multiple batches, images only for reference.

Part No : MPX5700AP
 Manufacturer : [Freescale Semiconductor - NXP](#)
 Catalog : Pressure Sensors,Transducers
 Description : IC PRESSURE SENSOR ABS 6-SIP



Request Free Samples 

Download Datasheets 

Shipped from : HK warehouse
 Expected Shipping Date :
[Ship today if order in \(HKT\)](#)
 Supplier Lead-Time : Call for availability

Quantity	Price	Ext. Price
4+	\$15.0000	\$60.000
9+	\$12.3750	\$111.375
13+	\$12.0000	\$156.000
18+	\$11.6250	\$209.250
23+	\$11.2500	\$258.750
30+	\$10.1250	\$303.750

* The above prices does not include taxes and freight rates, which will be calculated on the order pages.

Availability (In-stock): 5,000 pieces can ship immediately
 MOQ: 4 pcs
 Order Increment : 1 pcs

Add to cart

*Need More Quantity?
 *Request a Bulk Quantity Quotation?
Estimate shipping fee
 Enter your destination to get a shipping estimate

Estimate shipping fee

b. After adding all the products to the cart, Go to the **shopping cart page** <https://www.win-source.net/cart> or through the shopping cart button at the top of the page.

c. Shopping Cart Page

This page will display all your products added to the shopping cart, including the part number(s), unit price(s), purchase quantity(s) and final products' price(s).

On this page, you can

- a. Remove unwanted products through the remove button.
- b. Enter the coupon code.
- c. Check estimate shipping amount by selecting the country & state/province (the final freight is subject to the final checkout page).

Click the **“Checkout”** button to proceed to the next step.

The screenshot shows the WinSource Electronics website's shopping cart interface. At the top, there is a navigation bar with the logo and links for Products, Manufacturers, My Account, Supports, and About Us. Below this is a progress indicator with steps: Cart, Address, Shipping, Payment, Confirm, and Complete. The main content area is titled 'Shopping cart' and contains a table with the following data:

#	Remove	Image	Product(s)	RoHS	Price(s)	Qty.	Total
1			S802ESRP SCR SENS 600V 1.5A TO92 / Teccor brand Thyristors EV Series 1.5 Amp Sensitive SCRs Littelfuse Inc.		\$0.220	231	\$50.820

Below the table are two buttons: 'Update shopping cart' and 'Continue shopping'. To the left of the table is a 'Discount Code' section with a text input field and an 'Apply coupon' button. Below that is an 'Estimate shipping' section with dropdown menus for 'Country' (set to 'Select country'), 'State / province' (set to 'Other (Non US)'), and a 'Zip / postal code' input field, followed by an 'Estimate shipping' button. To the right of the shipping section is a summary table:

Sub-Total:	\$50.820
Shipping:	Calculated during checkout
Tax:	\$0.000
Total:	Calculated during checkout

Below the summary table is a checkbox for 'I agree with the terms of service and I adhere to them unconditionally (read)' and a large red 'Checkout' button.

d. Billing Address & Shipping Address

Adding an billing address and shipping address.

Users can select the registered address or can enter a new address.

Once the address is selected click on the **“Next”** button at the bottom of the page to proceed to the next step.

The image displays four sequential screenshots of the WinSource Electronics checkout process, illustrating the steps for adding a billing and shipping address. Red boxes highlight key elements, and blue arrows indicate the flow between steps.

- Step 1:** The checkout progress bar shows 'Address' as the current step, highlighted with a red box. The 'Address' button is also highlighted with a red box.
- Step 2:** The 'Billing address' selection screen is shown. A red box highlights the 'SELECT BILLING ADDRESS' section, and a red box highlights the 'Bill to this address' button. A blue arrow points from the 'Address' button in the progress bar to this screen.
- Step 3:** The 'OR ENTER NEW ADDRESS' form is shown. A red box highlights the form fields, and a red box highlights the 'Next' button. A blue arrow points from the 'Bill to this address' button in the previous step to this form.
- Step 4:** The 'Shipping address' selection screen is shown. A red box highlights the 'SELECT SHIPPING ADDRESS' section, and a red box highlights the 'Ship to this address' button. A blue arrow points from the 'Next' button in the previous step to this screen.

e. Choose Shipping Method

In this step, you can select the shipping method from the given options and click on the “Next” button at the bottom to proceed to the next step.

Available Shipping method

- DHL Express World Wide Service
- FedEx International Priority
- UPS Worldwide Express
- TNT International Express
- Register Mail
- Use your shipping account-Bill Recipient

WINSOURCE ELECTRONICS Products Manufacturers My Account Supports About Us

Cart Address **Shipping** Payment Confirm Complete

Select shipping method

Add the ship charges to my total

<input checked="" type="radio"/> DHL Express World Wide Service	(\$49.000)	Est. Delivery: 3-5 Days
<input type="radio"/> FedEx International Priority	(\$61.250)	Est. Delivery: 3-5 Days
<input type="radio"/> Registered Mail	(\$14.000)	Est. Delivery: 20-45 Days

Use my shipping account-Bill Recipient

- FedEx International Priority
- FedEx International Economy
- UPS Worldwide Expedited
- UPS Worldwide Express Saver
- TNT International Express
- DHL International Express

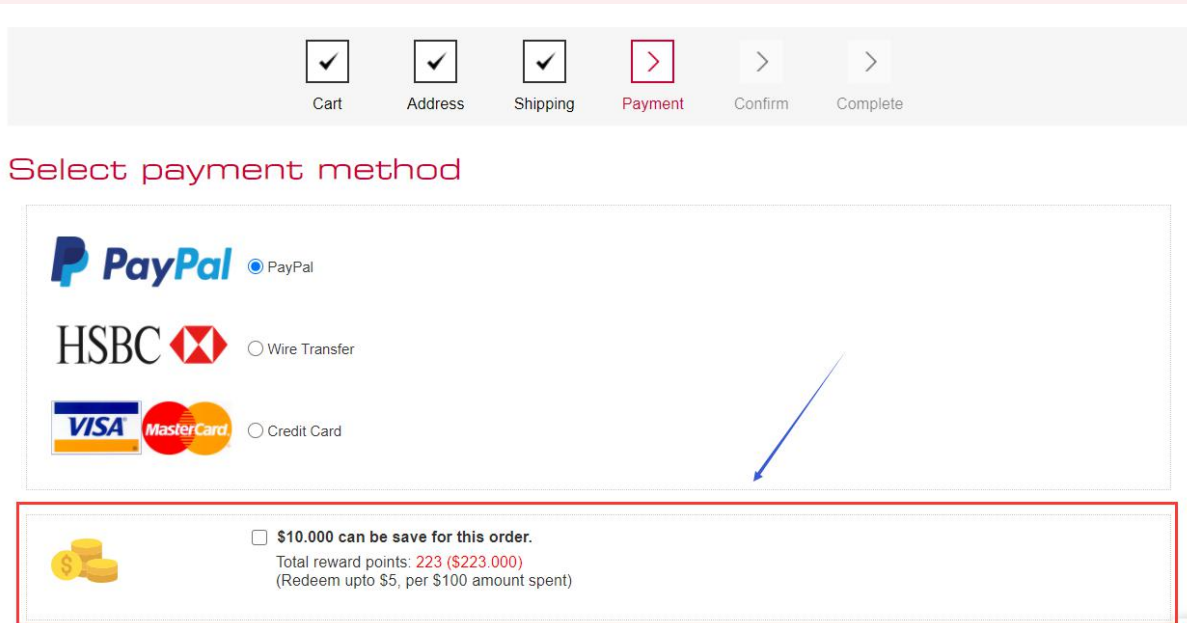
Next

f. Choose Payment Method

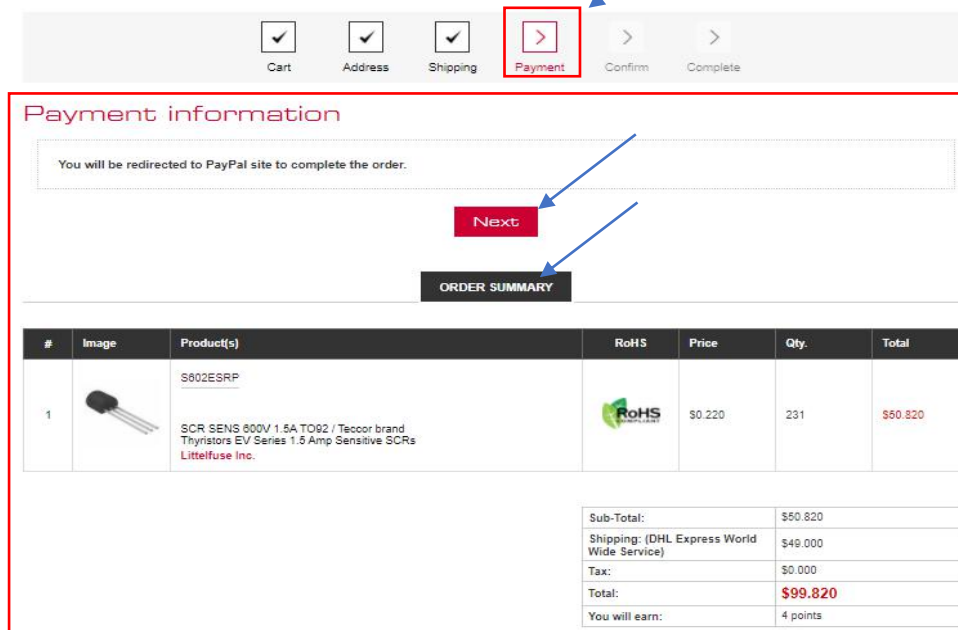
Select the payment method from below **available shipping method**.

- PayPal
- Credit Card
- Wire Transfer

If you are not placing an order on our official website for the first time, you will be able to use reward points to deduct the order amount.



By clicking on the “**Next**” button on the page below users will be redirected to their selected payment site to confirm the payment method selected by the user.



g. Then user will enter the “Order Review” page, confirming the billing & shipping addresses, the price and quantity of the components, determine the final total order amount.

“Continue to PayPal” button to confirm the payment method.

Order Review

Continue to PayPal

Billing Address
External test External test
Email: Externaltest@gmail.com
Phone: 123456789
External test
abcd
berat ,
Albania

Shipping Address
External test External test
Email: Externaltest@gmail.com
Phone: 123456789
External test
abcd
berat ,
Albania

Payment
Payment Method: PayPal



Shipping
Shipping Method: DHL Express World Wide Service

#	Image	Product(s)	RoHS	Price	Qty.	Total
1		S602ESRP SCR SENS 600V 1.5A TO92 / Teccor brand Thyristors EV Series 1.5 Amp Sensitive SCRs Littelfuse Inc.		\$0.220	231	\$50.820

Remarks

Sub-Total:	\$50.820
Shipping: (DHL Express World Wide Service)	\$49.000
Tax:	\$0.000
Total:	\$99.820
You will earn:	4 points

h. Login to your **PayPal account** to confirm the payment and the process will be completed.

  \$99.82 USD

Log in to PayPal

Enter your email address or mobile phone number to get started.

[Forgotten your email address?](#)

Next

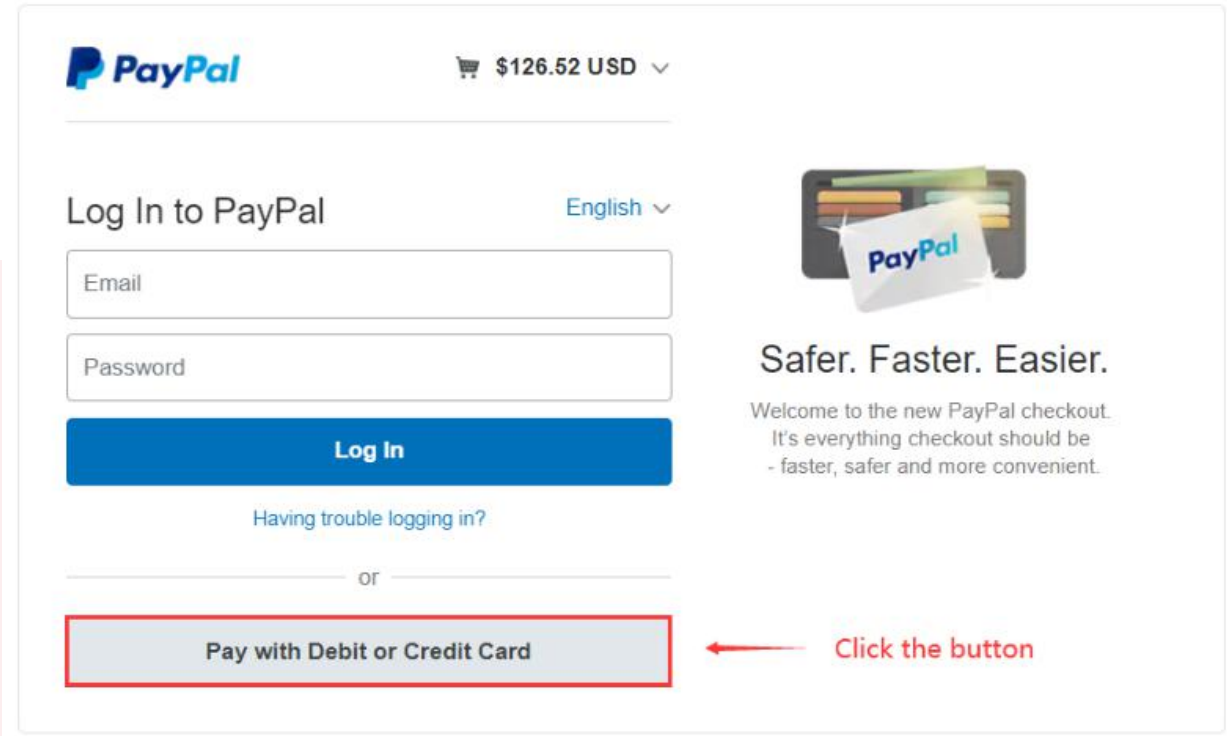
or

Create an account

[Cancel and return to sales@win-source.net](mailto:sales@win-source.net)

I. Credit Card Payment Page

Step 1: Click the "Pay with Debit or Credit Card" button at the bottom



PayPal 🛒 \$126.52 USD

Log In to PayPal English

Email

Password

Log In

[Having trouble logging in?](#)

or

Pay with Debit or Credit Card

← **Click the button**

Safer. Faster. Easier.

Welcome to the new PayPal checkout.
It's everything checkout should be
- faster, safer and more convenient.

Step 2: Select your country - Fill in the required information, including bank card information, billing address and contact information - Click the Pay Now button at the bottom after completion.

The image shows a screenshot of the PayPal Guest Checkout page. The page includes the PayPal logo, a shopping cart icon with a total of \$126.52 USD, and a language dropdown set to English. The main heading is "PayPal Guest Checkout" with a subtext: "We don't share your financial details with the merchant." To the right, there is a graphic of shopping bags and a shield, with the text: "PayPal is the safer, easier way to pay" and "No matter where you shop, we keep your financial information secure." The form is divided into several sections, each highlighted with a red box and a red arrow pointing to a text label:

- Credit Card Information:** A red box highlights the "Country/Region" dropdown (set to "United States"), the card type selection (Discover, Mastercard, VISA, American Express), the "Card number" field, "Expires" and "CSC" fields, and "First name" (set to "DS") and "Last name" fields. A red arrow points to the text: "Enter your Credit Card Information".
- Billing address:** A red box highlights the "Street address", "Apt., ste., bldg.", "City", "State" dropdown, and "ZIP code" fields. A red arrow points to the text: "Billing address needed".
- Contact Information:** A red box highlights the "Phone type" dropdown (set to "Mobile"), the "Phone number" field (set to "+1"), and the "Email" field. A red arrow points to the text: "Personal Contact Information".
- Pay Now Button:** A red box highlights the blue "Pay Now" button at the bottom of the form. A red arrow points to the text: "Click the button after fill out the table".