



Series 8 Elevator Socket w/Collet Contacts & Solder Pin Tails

FEATURES

- Ideal for Elevating Devices (Displays, Switches, etc.) to Desired Level with 0.240 to 1.250 [6.10 to 31.75] Height Extension

GENERAL SPECIFICATIONS

- STANDARD SOCKET BODY & SPACER: black UL 94V-0 glass-filled 4/6 Nylon
- PIN BODY: Brass 360 1/2-hard per UNS C36000 ASTM B16/B16M-05
- PIN BODY PLATING: 10 μ [0.25 μ] min. Au per MIL-G-45204 –OR– 200 μ [5.08] min. 93/7 Sn/Pb per ASTM B545 –OR– 200 μ [5.08 μ] min. Sn per ASTM B545 Type 1 over 100 μ [2.54 μ] min. Ni per SAE AMS-QQ-N-290B
- 4-FINGER COLLET CONTACT: BeCu per UNS C17200 ASTM B194-08
- CONTACT PLATING: 30 μ [0.76 μ] min. Au per MIL-G-45204 over 50 μ [1.27 μ] min. Ni per SAE AMS-QQ-N-290B
- CONTACT CURRENT RATING: 3 amps
- OPERATING TEMPERATURE: -67°F to 221°F [-55°C to 105°C]
- INSERTION FORCE: 180g/pin, based on 0.018 [0.46] dia. test lead
- WITHDRAWAL FORCE: 90g/pin, based on 0.018 [0.46] dia. test lead
- NORMAL FORCE: 140g/pin, based on 0.018 [0.46] dia. test lead
- ACCEPTS LEADS: 0.015-0.025 [0.38-0.64] dia., 0.110-0.150 [2.79-3.81] long

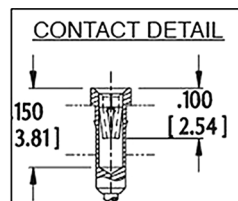
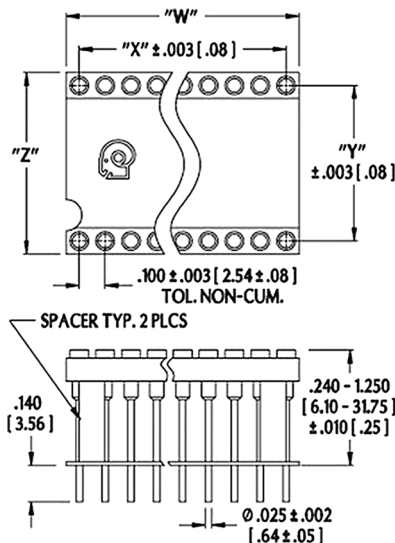
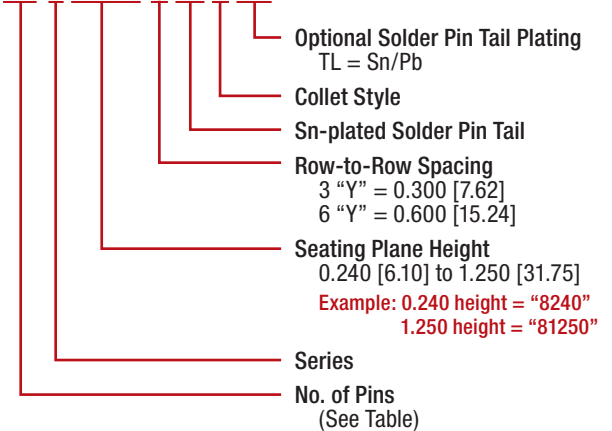
MOUNTING CONSIDERATIONS

- SUGGESTED PCB HOLE SIZE: 0.035 \pm 0.002 [0.89 \pm 0.05] dia.

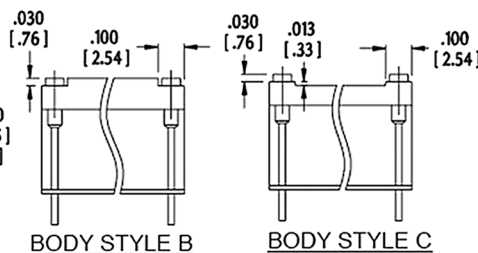


ORDERING INFORMATION

XX-8 XXXX-X 10 C XX



"W" # PINS PER ROW x 0.100 [2.54]
 "X" (# PINS PER ROW - 1) x 0.100 [2.54]



Centers "Y"	Dim. "Z"	Body Style	Available Sizes
0.300 [7.62]	0.400 [10.16]	C	6 thru 20
		B	22 thru 40
0.600 [15.24]	0.700 [17.78]	C	6 thru 40
		B	42 thru 48

ALL DIMENSIONS: INCHES [MILLIMETERS]
 ALL TOLERANCES: \pm 0.005 [0.13] UNLESS OTHERWISE SPECIFIED
 FOR COLLET CONTACTS ON 0.200 [5.08] CENTERS, SEE [DATA SHEET 13007](#)
 FOR BIFURCATED CONTACTS, SEE [DATA SHEET 13006](#)
 CONSULT FACTORY FOR OTHER SIZES AND CONFIGURATIONS

CUSTOMIZATION: ARIES SPECIALIZES IN CUSTOM DESIGN AND PRODUCTION. SPECIAL MATERIALS, PLATINGS, SIZES, AND CONFIGURATIONS CAN BE FURNISHED, DEPENDING ON QUANTITY.

ARIES RESERVES THE RIGHT TO CHANGE PRODUCT GENERAL SPECIFICATIONS WITHOUT NOTICE

PRINTOUTS OF THIS DOCUMENT MAY BE OUT-OF-DATE AND SHOULD BE CONSIDERED UNCONTROLLED