




**THE DATASHEET OF  
4084PA51H01800**





# 51H EMI Gaskets Fabric-over-Foam

## UL 94V0 RATED NI/CU POLYESTER TAFFETA FABRIC-OVER-FOAM

Laird Technologies' Fabric-over-foam (FoF) 51H EMI gaskets provide excellent EMI shielding performance for customers where EMI issues occur. The 51H series EMI gaskets are composed of electrically conductive fabric wrapped around a soft urethane foam core. They are supplied with either a conductive or non-conductive pressure sensitive adhesive (PSA), and can be equipped with an Extended Release Liner (ERL) on the adhesive. The 51H is a halogen-free, UL 94V0 rated product that can be created with cross-section profiles such as rectangle, D, C, P, T, knife, bell shapes, and others. The 51H EMI gaskets can be further customized to an application by die-cutting, hole punching, notching, etc.

### FEATURES

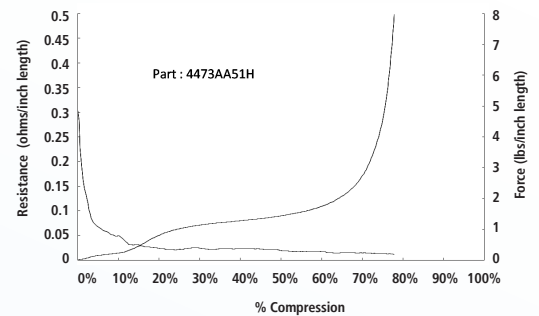
- Fabric-over-Foam gaskets are RoHS compliant
- Halogen-free per IEC-61249-2-21 standard
- UL 94V0
- Low surface resistivity of  $< 0.07 \Omega/\square$  provides excellent conductivity
- Shielding effectiveness of  $>100$  dB across a wide spectrum of frequencies
- Extremely low compression forces allow for use of lighter materials
- Fabric is highly conductive to provide good EMI shielding and grounding
- Abrasion resistant metallized fabrics show virtually no degradation in electrical performance after 1,000,000 cycles
- Laird Technologies' proprietary coating prevents fabric fraying and fingerprinting
- Available with conductive or non-conductive PSA
- Many cross-section profiles available such as rectangle, D, C, P, T, knife, bell and more
- Profile gaskets can be cut to specified lengths, kiss-cut on release liner, or mitered to form frame configurations

### MARKETS

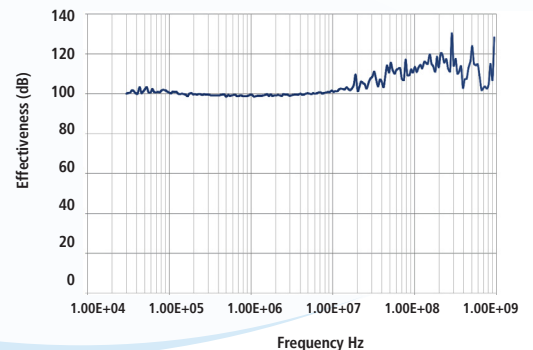
- Cabinet applications
- LCD and Plasma TV
- Medical equipment
- Servers
- Printers
- Laptop computers
- Networking equipment
- Desktop computers
- Telecommunications cabinets



### FORCE/DISPLACEMENT/RESISTANCE (FDR)



### SHIELDING EFFECTIVENESS (dB)



global solutions: local support.™

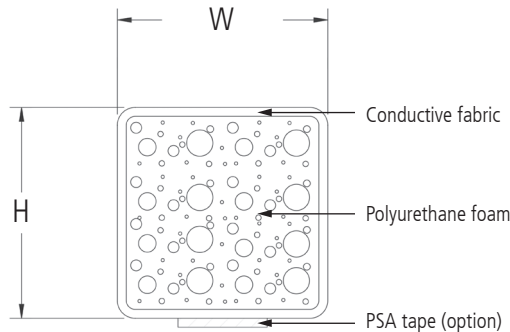
USA: +1.866.928.8181

Europe: +49.0.8031.2460.0

Asia: +86.755.2714.1166

| Item                    | Unit                                       | Value    | Test Method        |
|-------------------------|--|----------|--------------------|
| Shielding Effectiveness |  |          |                    |
| at 100 MHz              |  | 108      | SAE-ARP-1705(Mod.) |
| at 1 GHz                | dB   | 110      | (W10 mm x H8 mm)   |
| Surface Resistivity     | $\Omega/\square$                           | < 0.07   | ASTM F390          |
| Compression Set         | %  | < 20     | ASTM D3574         |
| Operation Temperature   | °C   | -40 ~ 70 | -                  |
| Flame Retardant         | UL 94V0 (UL file No.E170327)               |          |                    |
| Hazardous Substance     | Compliant with RoHS (Directive 2011/65/EU) |          |                    |
|                         | Compliant with SONY ss-00259               |          |                    |
|                         | Halogen-free (based on IEC-61249-2-21)     |          |                    |
|                         | Antimony-free                              |          |                    |
| Shelf Life              | 12 months at 23°C/ 60% R.H.                |          |                    |

## COMPOSITION OF PRODUCT



## PRESSURE SENSITIVE ADHESIVE (PSA TAPE) OPTIONS

| Name   | Type           | Thickness (mm) | Peel strength on stainless steel (JIS Z 0237) | Z-axis Resistance |
|--------|----------------|----------------|---|-------------------|
| LT-301 | Conductive PSA | 0.09           | > 1.3 kgf/25 mm                               | < 0.05 $\Omega$   |
| LT-350 | PSA            | 0.12           | > 2 kgf/25 mm                                 | -                 |

\*Other PSA can be provided. Contact Laird Technologies engineering.

## ORDERING INFORMATION

### PART NUMBER EXAMPLE

| Digits: | 1                       | 2 | 3 | 4 | 5 | 6 | 7 | 8            | 9 | 10 | 11 | 12          | 13 | 14 |   |   |
|---------|-------------------------|---|---|---|---|---|---|--------------|---|----|----|-------------|----|----|---|---|
|         | 4                       | 2 | 1 | 6 | A | A | - | 5            | 1 | H  | -  | 0           | 1  | 4  | 0 | 0 |
|         | Profile Shape & Details |   |   |   |   |   |   | Product Name |   |    |    | Part Length |    |    |   |   |

EMI-DS-FOF-51H 0712

Any information furnished by Laird Technologies, Inc. and its agents is believed to be accurate and reliable. All specifications are subject to change without notice. Responsibility for the use and application of Laird Technologies materials rests with the end user. Laird Technologies makes no warranties as to the fitness, merchantability, suitability or non-infringement of any Laird Technologies materials or products for any specific or general uses. Laird Technologies shall not be liable for incidental or consequential damages of any kind. All Laird Technologies products are sold pursuant to the Laird Technologies' Terms and Conditions of sale in effect from time to time, a copy of which will be furnished upon request. © Copyright 2012 Laird Technologies, Inc. All Rights Reserved. Laird, Laird Technologies, the Laird Technologies Logo, and other marks are trade marks or registered trade marks of Laird Technologies, Inc. or an affiliate company thereof. Other product or service names may be the property of third parties. Nothing herein provides a license under any Laird Technologies or any third party intellectual property rights.