



**THE DATASHEET OF
C10A50Z4**



Surface Mount Termination 10 Watts, 50Ω



Description

The C10A50Z4 is high performance RoHS compliant Alumina (Al_2O_3) surface mount termination intended as a lower cost alternative to Aluminum Nitride (AlN) and Beryllium Oxide (BeO). The termination is well suited to all cellular frequency bands such as; AMPS, GSM, DCS, PCS, PHS and UMTS. The high power handling makes the part ideal for terminating 90 degree hybrid directional couplers, and for use in isolators.

General Specifications

Resistive Element	Thick film
Substrate	Al_2O_3 Ceramic
Terminal Finish	Matte Tin over Nickel Barrier
Operating Temperature	-55 to +125°C (see de-rating chart)

Tolerance is $\pm 0.010"$, unless otherwise specified. Designed to meet or exceed applicable portions of MIL-E-5400. **All dimensions in inches.**

Electrical Specifications

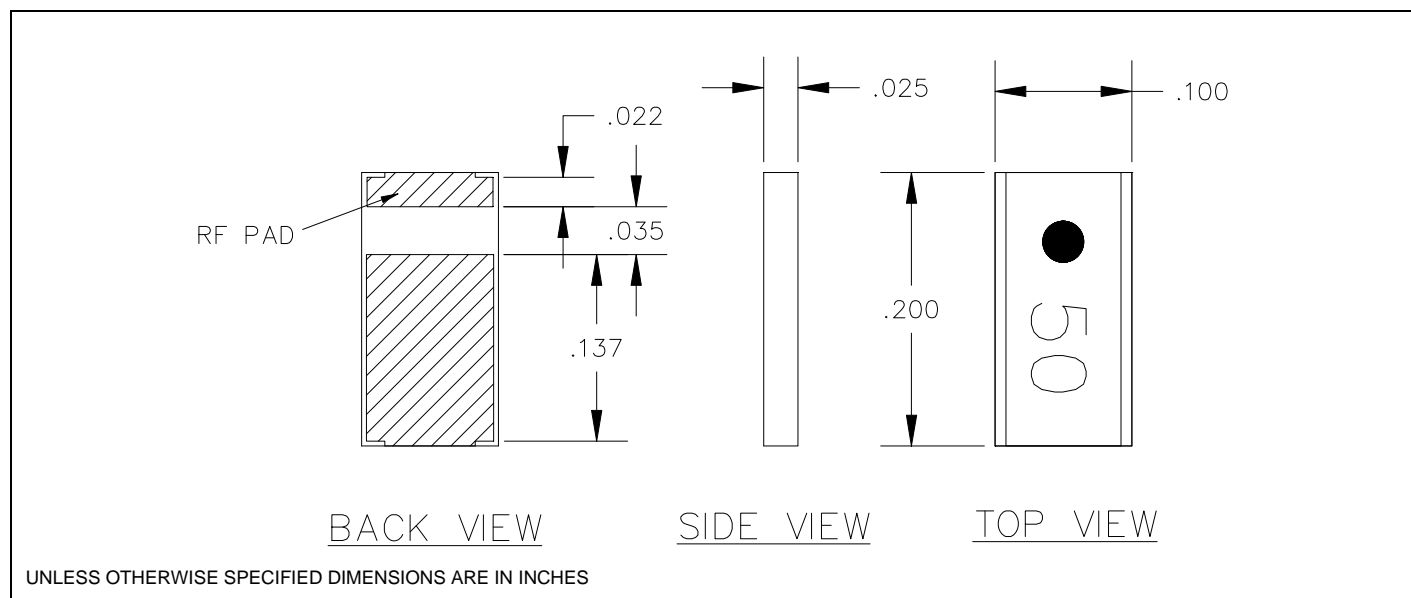
Resistance Value:	50 Ohms, $\pm 2\%$
Power:	10 Watts
Frequency Range:	DC – 3.0 GHz
V.S.W.R.:	< 1.25:1

Specification based on unit properly installed using suggested mounting instructions and a 50 ohm nominal impedance. **Specifications subject to change without notice.**

Features:

- RoHS Compliant
- 10 Watts
- DC – 3.0 GHz
- Al_2O_3 Ceramic
- Non-Nichrome Resistive Element
- Low VSWR
- 100% Tested

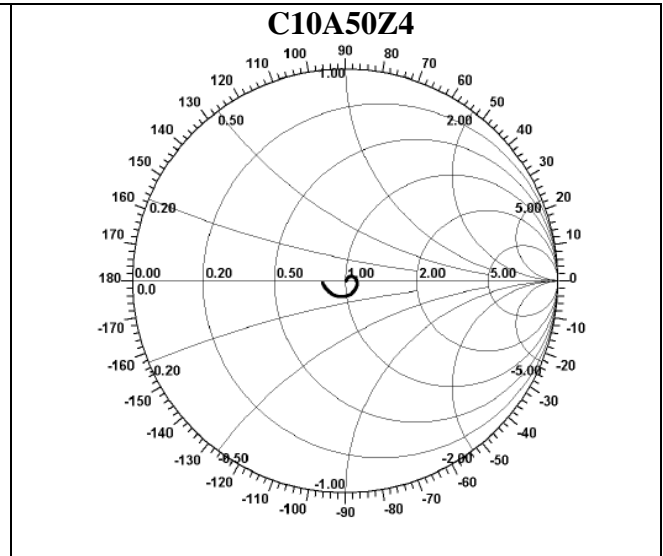
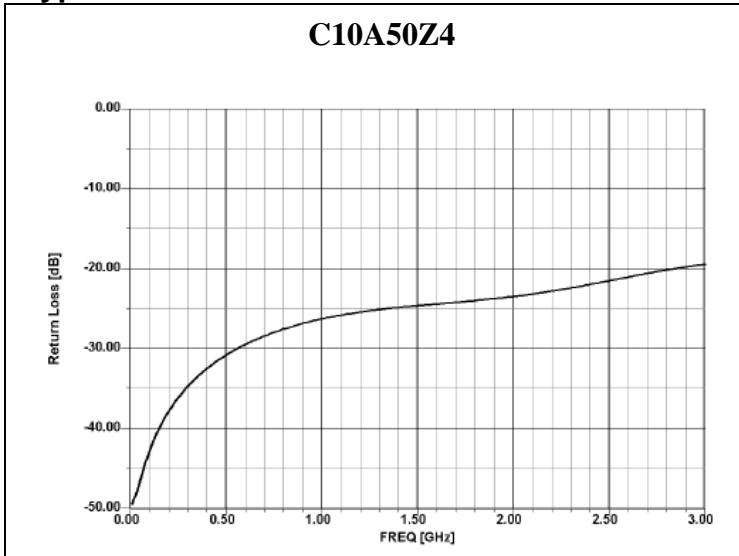
Outline Drawing



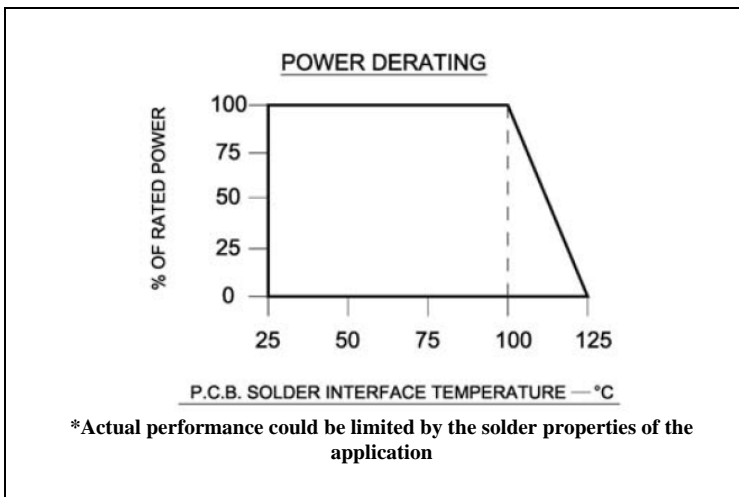
C10A50Z4 pg. 1 of 2



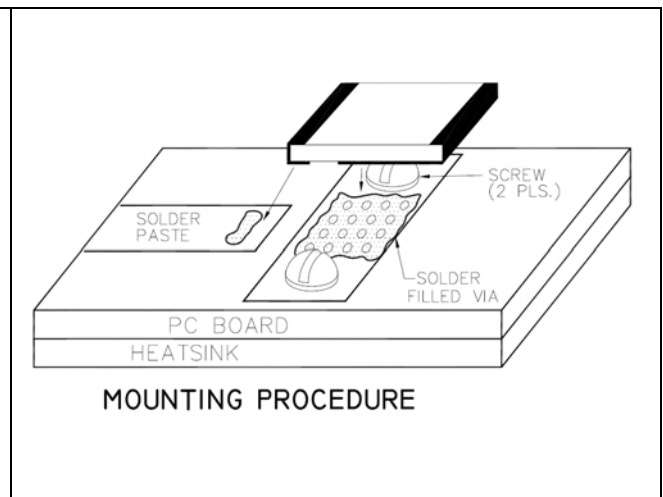
Typical Performance:



Power De-rating:



Mounting Footprint and Procedure:



Tape & Reel:

