THE DATASHEET OF

1200870113

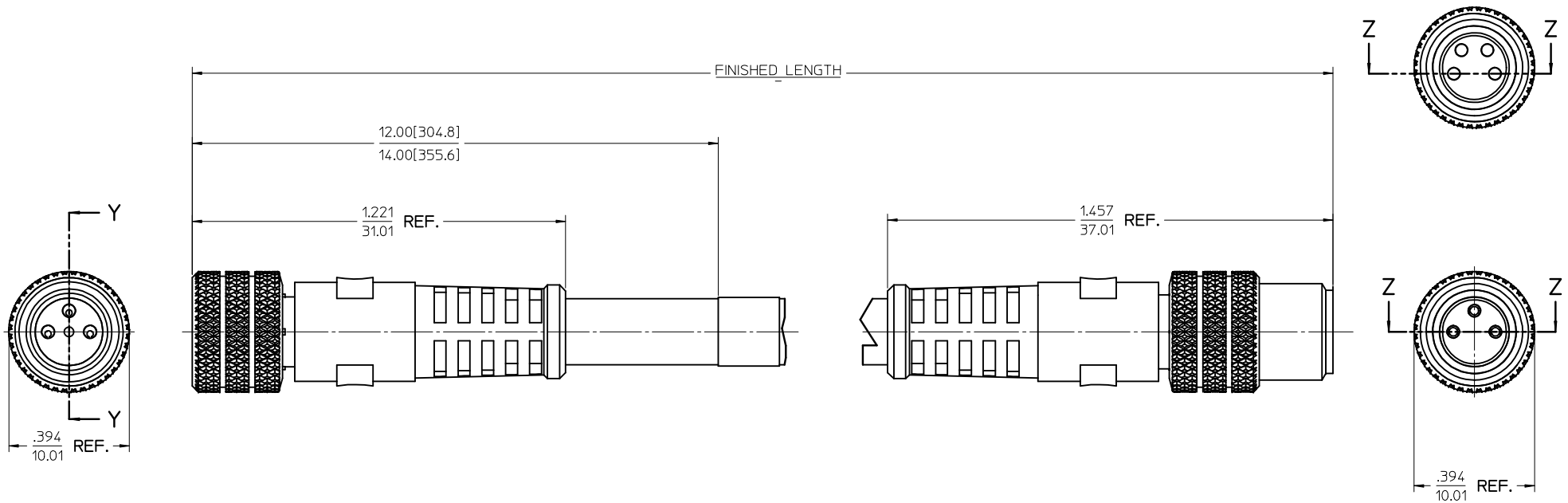

ENTER DESCRIPTION EC NO: WEU2010-0019 DRWN:LSG 2009/07/16 CH'KD: APPR: JFMURPHY 2009/08/10 REV A	QUALITY SYMBOLS ▼=0 ▽C=0	GENERAL TOLERANCES (UNLESS SPECIFIED) mm / INCH 4 PLACES ± --- ± --- 3 PLACES ± --- ± --- 2 PLACES ± --- ± --- 1 PLACE ± --- ± --- ANGULAR ±1/2° DRAFT WHERE APPLICABLE MUST REMAIN WITHIN DIMENSIONS	DIMENSION STYLE IN/MM DRAWN BY NKUMAR01 DATE 16/07/09 CHECKED BY BWOODMAN DATE 16/07/09 APPROVED BY JFMURPHY DATE 16/07/09 MATERIAL NO. SEE SHEET 3 SIZE C	SCALE 4:1 DESIGN UNITS INCH TITLE NC 4P M/MFE 0.6M ST/ST CPLR 24 molex MOLEX INCORPORATED DOCUMENT NO. SD-120087-092 SHEET NO. 1 OF 3	THIRD ANGLE PROJECTION		

THIS DRAWING CONTAINS INFORMATION THAT IS PROPRIETARY TO MOLEX INCORPORATED AND SHOULD NOT BE USED WITHOUT WRITTEN PERMISSION

FEMALE INSERT FRONT VIEW			MALE INSERT FRONT VIEW		
3 POLE	4 POLE	5 POLE	3 POLE	4 POLE	5 POLE
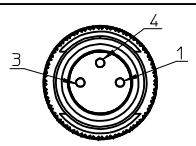	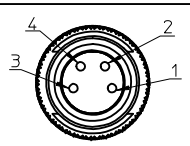	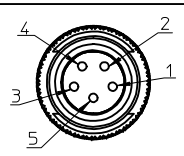	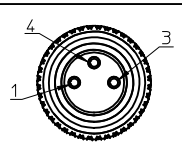	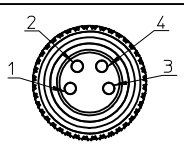	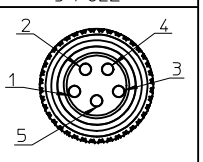
1 BROWN 3 BLUE 4 BLACK	1 BROWN 2 WHITE 3 BLUE 4 BLACK	1 BROWN 2 WHITE 3 BLUE 4 BLACK 5 GREY	1 BROWN 3 BLUE 4 BLACK	1 BROWN 2 WHITE 3 BLUE 4 BLACK	1 BROWN 2 WHITE 3 BLUE 4 BLACK 5 GREY

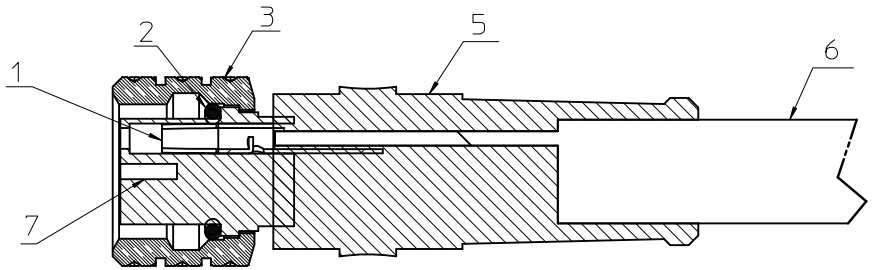

SEC Y-Y

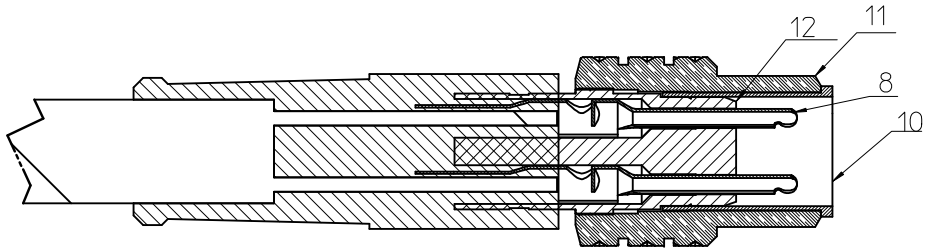

SEC Z-Z

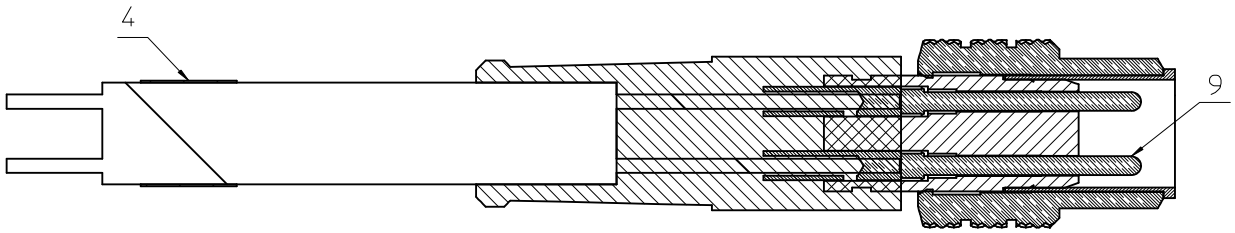

SECTION Z-Z
FOR 4-5 PLOE ONLY
[4 POLE SHOWN]

ENTER DESCRIPTION
EC NO: WEU2010-0019 2009/07/16
DRWN:LSG
CHKD:
APPR: JFMURPHY 2009/08/10
DESCRIPTION
A
REV

QUALITY SYMBOLS
▼=0
▽C=0

GENERAL TOLERANCES (UNLESS SPECIFIED)

	mm	INCH
4 PLACES	± ---	± ---
3 PLACES	± ---	± ---
2 PLACES	± ---	± ---
1 PLACE	± ---	± ---
ANGULAR ±1/2°		

DRAFT WHERE APPLICABLE MUST REMAIN WITHIN DIMENSIONS

DIMENSION STYLE	IN/MM
SCALE	5:1
DESIGN UNITS	INCH
	THIRD ANGLE PROJECTION
DRAWN BY	NKUMAR01
DATE	16/07/09
CHECKED BY	BWOODMAN
DATE	16/07/09
APPROVED BY	JFMURPHY
DATE	16/07/09
MATERIAL NO.	SEE SHEET 3
SIZE	C

TITLE
NC 4P M/MFE 0.6M
ST/ST CPLR 24

molex MOLEX INCORPORATED

DOCUMENT NO. SD-120087-092
SHEET NO. 2 OF 3

THIS DRAWING CONTAINS INFORMATION THAT IS PROPRIETARY TO MOLEX INCORPORATED AND SHOULD NOT BE USED WITHOUT WRITTEN PERMISSION

SL.No	DESCRIPTION	MATERIAL	FINISH	FEMALE INSERT ASSEMBLY QTY 3 POLE	FEMALE INSERT ASSEMBLY QTY 4 POLE	FEMALE INSERT ASSEMBLY QTY 5 POLE	MALE INSERT ASSEMBLY QTY 3 POLE	MALE INSERT ASSEMBLY QTY 4 POLE	MALE INSERT ASSEMBLY QTY 5 POLE
1	CONTACT SOCKET	COPPER ALLOY	GOLD PLATED	3	4	5			
2	O-RING	VITON	RED	1	1	1			
3	COUPLING NUT	BRASS	NICKEL PLATED						
4	LABEL	PLASTIC FILM	BLACK/YELLOW	1	1	1	1	1	1
5	OVER MOLD	TPE	YELLOW						
6	CABLE, 24 AWG, 3 CONDUCTOR	PVC JACKET	YELLOW	1			1		
	CABLE, 24 AWG, 4 CONDUCTOR	PVC JACKET	YELLOW		1			1	
	CABLE, 24 AWG, 5 CONDUCTOR	PVC JACKET	YELLOW			1			1
7	INSERT FEMALE 3 POLE	PUR	BLACK	1					
	INSERT FEMALE 4 POLE	PUR	BLACK		1				
	INSERT FEMALE 5 POLE	PUR	BLACK			1			
8	STAMP & FORM CONTACT	COPPER ALLOY	GOLD PLATED				3		
9	SCREW MACHINE CONTACT	COPPER ALLOY	GOLD PLATED					4	5
10	SLEEVE	BRASS	NICKEL PLATED				1	1	1
11	COUPLING NUT	BRASS	NICKEL PLATED				1	1	1
12	INSERT MALE 3 POLE	PUR	BLACK				1		
	INSERT MALE 4 POLE	PUR	BLACK					1	
	INSERT MALE 5 POLE	PUR	BLACK						1

PART NUMBER	DESCRIPTION	FINISHED LENGTH
1200870071	443030A10M006	0.6M +45MM -0 [1' 11" +1.8" -0]
1200870074	443030A10M010	1M +56MM -0 [3' 3" +2.2" -0]
1200870078	443030A10M020	2M +90MM -0 [6' 6" +3.5" -0]
1200870079	443030A10M030	3M +90MM -0 [9' 10" +3.5" -0]
1200870080	443030A10M040	4M +150MM -0 [13' 1" +6" -0]
1200870081	443030A10M050	5M +150MM -0 [16' 4" +6" -0]
1200870092	444030A10M006	0.6M +45MM -0 [1' 11" +1.8" -0]
1200870093	444030A10M010	1M +56MM -0 [3' 3" +2.2" -0]
1200870095	444030A10M020	2M +90MM -0 [6' 6" +3.5" -0]
1200870096	444030A10M030	3M +90MM -0 [9' 10" +3.5" -0]
1200870097	444030A10M040	4M +150MM -0 [13' 1" +6" -0]
1200870098	444030A10M050	5M +150MM -0 [16' 4" +6" -0]
1200870677	445030A10M006	0.6M +45MM -0 [1' 11" +1.8" -0]
1200870112	445030A10M010	1M +56MM -0 [3' 3" +2.2" -0]
1200870113	445030A10M020	2M +90MM -0 [6' 6" +3.5" -0]
1200870678	445030A10M030	3M +90MM -0 [9' 10" +3.5" -0]
1200870114	445030A10M040	4M +150MM -0 [13' 1" +6" -0]
1200870041	445030A10M050	5M +150MM -0 [16' 4" +6" -0]

ENTER DESCRIPTION
EC NO: WEU2010-0019 2009/07/16
DRWN:LSG
CHKD:
APPR: JFMURPHY 2009/08/10
DESCRIPTION
A
REV

QUALITY SYMBOLS
▼=0
▽=0

GENERAL TOLERANCES (UNLESS SPECIFIED)

	mm	INCH
4 PLACES	± ---	± ---
3 PLACES	± ---	± ---
2 PLACES	± ---	± ---
1 PLACE	± ---	± ---

ANGULAR ±1/2°

DRAFT WHERE APPLICABLE MUST REMAIN WITHIN DIMENSIONS

DIMENSION STYLE: IN/MM
SCALE: 5:1
DESIGN UNITS: INCH
THIRD ANGLE PROJECTION

		DATE
DRAWN BY	NKUMAR01	16/07/09
CHECKED BY	BWOODMAN	16/07/09
APPROVED BY	JFMURPHY	16/07/09

TITLE: NC 4P M/MFE 0.6M ST/ST CPLR 24

molex MOLEX INCORPORATED

MATERIAL NO.: SEE CHART
DOCUMENT NO.: SD-120087-092
SHEET NO.: 3 OF 3

SIZE C

THIS DRAWING CONTAINS INFORMATION THAT IS PROPRIETARY TO MOLEX INCORPORATED AND SHOULD NOT BE USED WITHOUT WRITTEN PERMISSION

Looking for pricing, stock, or lifecycle information?

Click below to explore more details on WIN SOURCE:

- View 1200870113 on WIN SOURCE
- Molex, LLC Information

Optimize Your Supply Chain with WIN SOURCE Solutions

- Global Sourcing Solution
- Obsolete Management
- Cost Control Management
- Shortage Management
- Alternative Solution
- Excess Inventory Management