THE DATASHEET OF

UES1C470MPM

www.win-source.net 0086-755-83957316

ALUMINUM ELECTROLYTIC CAPACITORS

nichicon

nichicon MUSE **UES** Bi-Polarized, For Audio Equipment

For Audio Use　Bi-polarized

- Bi-polarized “nichicon MUSE” acoustic series.
- Suited for audio signal circuits.
- Compliant to the RoHS directive (2011/65/EU,(EU)2015/863).

Valued marked with an ※ in the dimension table are scheduled to be discontinued and are not recommended for new designs.



UES ← Bi-polarized **UFW**

■Specifications

Item	Performance Characteristics
Category Temperature Range	−40 to +85°C
Rated Voltage Range	6.3 to 50V
Rated Capacitance Range	10 to 1000μF
Capacitance Tolerance	±20% at 120Hz, 20°C
Leakage Current ※	After 1 minute's application of rated voltage at 20°C, leakage current is not more than 0.03CV (μA).
Tangent of loss angle (tan δ)	Measurement frequency : 120Hz at 20°C

Rated voltage (V)	6.3	10	16	25	35	50
tan δ (max.)	0.24	0.20	0.16	0.16	0.14	0.12

Stability at Low Temperature — Measurement frequency : 120Hz

Rated voltage (V)		6.3	10	16	25	35	50
Impedance ratio (max.)	Z(−25°C) / Z(+20°C)	4	3	2	2	2	2
	Z(−40°C) / Z(+20°C)	8	6	4	4	4	4

Endurance — The specifications listed at right shall be met when the capacitors are restored to 20°C after the rated voltage is applied for 1000 hours at 85°C with the polarity inverted every 250 hours.

Capacitance change	Within ±20% of the initial capacitance value
tan δ	150% or less than the initial specified value
Leakage current	Less than or equal to the initial specified value

Shelf Life — After storing the capacitors under no load at 85°C for 1000 hours and then performing voltage treatment based on JIS C 5101-4 clause 4.1 at 20°C, they shall meet the specified values for the endurance characteristics listed above.

Marking — Printed with black color letter on clear green sleeve.

※ I : Leakage Current (μA), C : Rated Capacitance (μF), V : Rated Voltage (V)

■Radial Lead Type

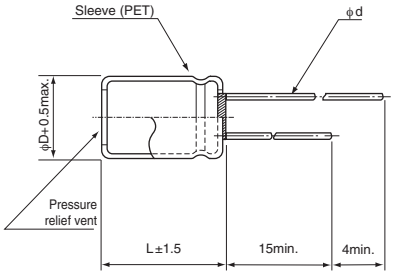

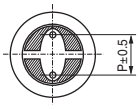

(mm)

φD	8	10	12.5	16
P	3.5	5.0	5.0	7.5
φd	0.6	0.6	0.8	0.8

Type numbering system (Example : 16V 47μF)

1	2	3	4	5	6	7	8	9	10	11
U	E	S	1	C	4	7	0	M	P	M

- 10, 11 : Configuration

φD	Code
8 · 10	PM
12.5 · 16	HM

- 9 : Capacitance tolerance (±20%)
- 6, 7, 8 : Rated capacitance (47μF)
- 4, 5 : Rated voltage (16V)
- 3 : Series name
- 1, 2 : Type

- Please refer to the Guidelines for Aluminum Electrolytic Capacitors for end seal configuration information.

●Dimension table in next page.

UES

■Dimensions

Rated Voltage (V) (code)	Rated Capacitance (μF)	Case Size φD×L (mm)	tan δ	Leakage Current (μA) (at 20℃ after 1 minute)	Part Number
6.3 (0J)	100	8×11.5	0.24	18.9	※UES0J101MPM
	220	10×12.5	0.24	41.58	※UES0J221MPM
	330	10×16	0.24	62.37	※UES0J331MPM
	470	10×20	0.24	88.83	※UES0J471MPM
	1000	12.5×25	0.24	189	※UES0J102MHM
10 (1A)	100	10×12.5	0.20	30	※UES1A101MPM
	220	10×16	0.20	66	※UES1A221MPM
	330	10×20	0.20	99	※UES1A331MPM
	470	12.5×20	0.20	141	※UES1A471MHM
	1000	16×25	0.20	300	※UES1A102MHM
16 (1C)	47	8×11.5	0.16	22.56	UES1C470MPM
	100	10×12.5	0.16	48	UES1C101MPM
	220	10×20	0.16	105.6	UES1C221MPM
	330	12.5×20	0.16	158.4	UES1C331MHM
	470	12.5×25	0.16	225.6	UES1C471MHM
	1000	16×25	0.16	480	UES1C102MHM
25 (1E)	33	8×11.5	0.16	24.75	UES1E330MPM
	47	10×12.5	0.16	35.25	UES1E470MPM
	100	10×16	0.16	75	UES1E101MPM
	220	12.5×25	0.16	165	UES1E221MHM
	330	12.5×25	0.16	247.5	UES1E331MHM
	470	16×25	0.16	352.5	UES1E471MHM
	1000	16×30.5	0.16	750	UES1E102MHM
35 (1V)	22	8×11.5	0.14	23.1	UES1V220MPM
	33	10×12.5	0.14	34.65	UES1V330MPM
	47	10×12.5	0.14	49.35	UES1V470MPM
	100	10×20	0.14	105	UES1V101MPM
	220	12.5×25	0.14	231	UES1V221MHM
	330	16×25	0.14	346.5	UES1V331MHM
	470	16×25	0.14	493.5	UES1V471MHM
50 (1H)	10	8×11.5	0.12	15	UES1H100MPM
	22	10×12.5	0.12	33	UES1H220MPM
	33	10×16	0.12	49.5	UES1H330MPM
	47	10×20	0.12	70.5	UES1H470MPM
	100	12.5×25	0.12	150	UES1H101MHM
	220	16×25	0.12	330	UES1H221MHM
	330	16×30.5	0.12	495	UES1H331MHM

For cut leads, formed leads or taped parts, please add the appropriate code after the size code (12th digit).
If there is no size code in the part number, please add size code “1” and then add the appropriate code.

- For formed lead or taped product specifications and minimum order quantity, please refer to the Guidelines for Aluminum Electrolytic Capacitors.

Looking for pricing, stock, or lifecycle information?

Click below to explore more details on WIN SOURCE:

- View UES1C470MPM on WIN SOURCE
- Nichicon Information

Optimize Your Supply Chain with WIN SOURCE Solutions

- Global Sourcing Solution
- Obsolete Management
- Cost Control Management
- Shortage Management
- Alternative Solution
- Excess Inventory Management