THE DATASHEET OF

FM307

RECTRON SEMICONDUCTOR
TECHNICAL SPECIFICATION

FM307

SURFACE MOUNT
GLASS PASSIVATED SILICON RECTIFIER
VOLTAGE 1000 Volts CURRENT 3.0 Amperes

FEATURES
* Glass passivated device
* Ideal for surface mounted applications
* Low leakage current
* Metallurgically bonded construction
* Mounting position: Any
* Weight: 0.24 gram

MECHANICAL DATA
* Epoxy : Device has UL flammability classification 94V-0



SMC

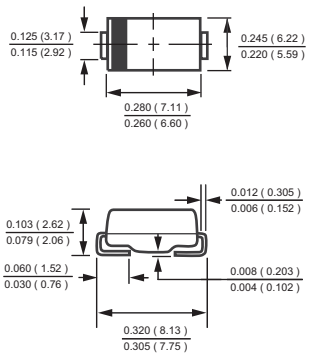

Dimensions in inches and (millimeters)

Ratings at 25 °C ambient temperature unless otherwise specified.
resistive or inductive load.

MAXIMUM RATINGS (@ TA=25 °C unless otherwise noted)

RATINGS	SYMBOL	FM307	UNITS
Maximum Recurrent Peak Reverse Voltage	V_{RRM}	1000	Volts
Maximum RMS Voltage	V_{RMS}	700	Volts
Maximum DC Blocking Voltage	V_{DC}	1000	Volts
Maximum Average Forward Rectified Current at Ambient Temperature	I_O	3.0	Amps
Peak Forward Surge Current 8.3 ms single half sine-wave superimposed on rated load (JEDEC method)	I_{FSM}	150	Amps
Typical Current Squared Time	I^2T	93.3	A^2S
Typical Thermal Resistance (Note 1)	$R_{\theta JA}$	47	°C/W
Typical Thermal Resistance (Note 1)	$R_{\theta JL}$	13	°C/W
Typical Junction Capacitance (Note 2)	C_J	30	pF
Operating Temperature Range	T_J	150	°C
Storage Temperature Range	T_{STG}	-55 to + 150	°C

ELECTRICAL CHARACTERISTICS (@TA=25 °C unless otherwise noted)

CHARACTERISTICS		SYMBOL	FM307	UNITS
Maximum Instantaneous Forward Voltage at 3.0A DC		V_F	1.0	Volts
Maximum Average Reverse Current	@T_A = 25°C	I_R	1.0	uA
at Rated DC Blocking Voltage	@T_A = 100°C		50	uA

NOTES : 1. Thermal Resistance :Mounted on PCB.
2. Measured at 1 MHz and applied reverse voltage of 4.0 volts.
3. "Fully ROHS compliant","100% Sn plating (Pb-free)".

2015-01
REV: A

RATING AND CHARACTERISTICS CURVES (FM307)

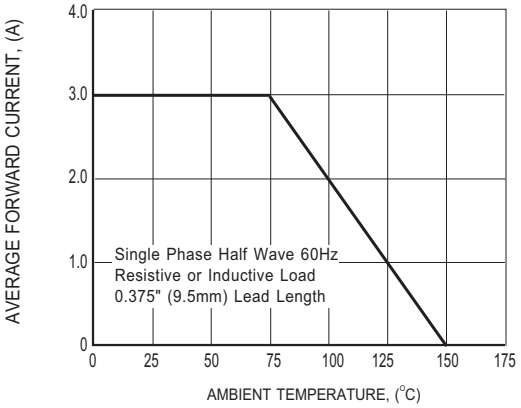

FIG.1 TYPICAL FORWARD CURRENT DERATING CURVE

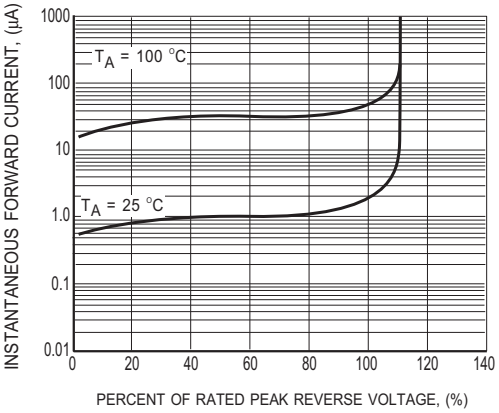

FIG.2 TYPICAL REVERSE CHARACTERISTICS

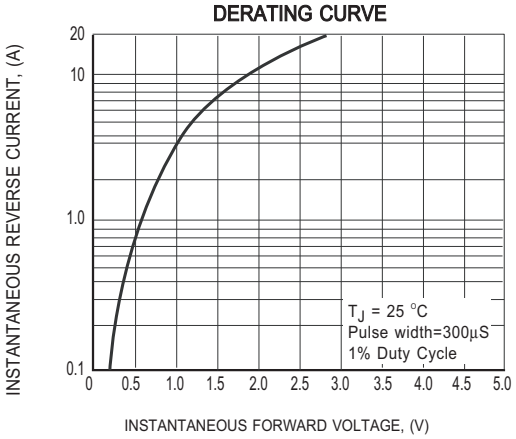

FIG.3 TYPICAL INSTANTANEOUS FORWARD CHARACTERISTICS

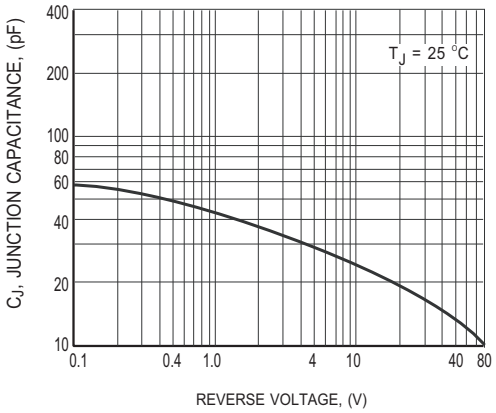

FIG.4 TYPICAL JUNCTION CAPACITANCE

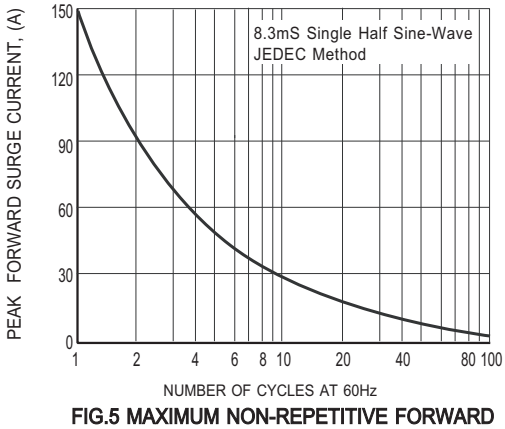

FIG.5 MAXIMUM NON-REPETITIVE FORWARD SURGE CURRENT

Mounting Pad Layout

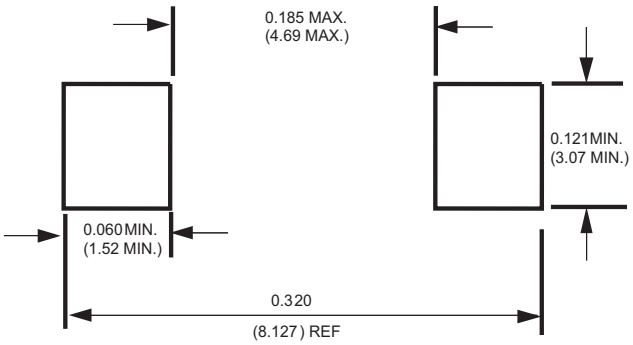

Dimensions in inches and (millimeters)

Marking Description

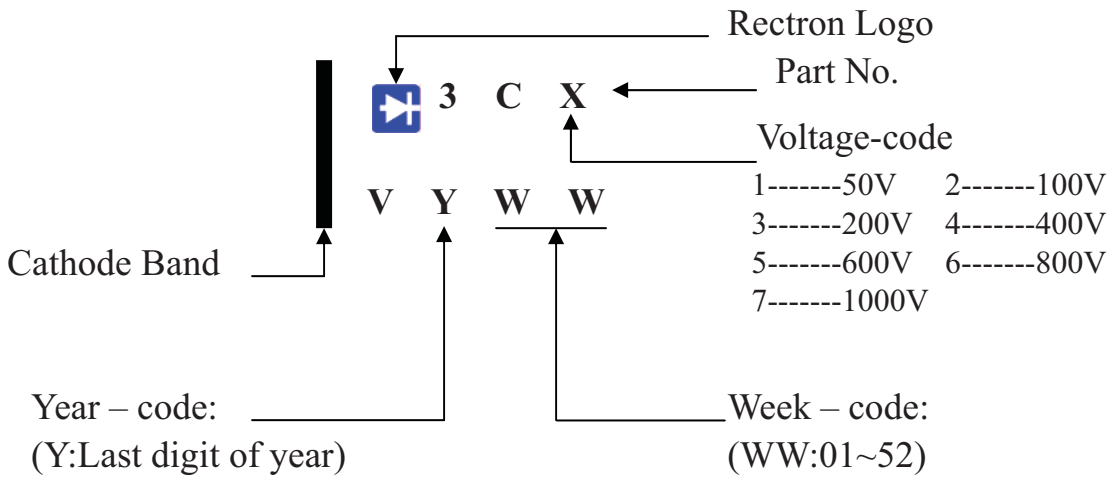

PACKAGING OF DIODE AND BRIDGE RECTIFIERS

REEL PACK

PACKAGE	PACKING CODE	EA PER REEL	EA PER INNER BOX	COMPONENT SPACE (mm)	TAPE SPACE (mm)	REEL DIA (mm)	CARTON SIZE (mm)	EA PER CARTON	GROSS WEIGHT(Kg)
SMC	-T	500	1,500	---	---	178	390*205*310	12,000	6.65
SMC	-W	3,000	3,000	---	---	330	360*355*360	24,000	11.50

DISCLAIMER NOTICE

Rectron Inc reserves the right to make changes without notice to any product specification herein, to make corrections, modifications, enhancements or other changes. Rectron Inc or anyone on its behalf assumes no responsibility or liability for any errors or inaccuracies. Data sheet specifications and its information contained are intended to provide a product description only. "Typical" parameters which may be included on RECTRON data sheets and/ or specifications can and do vary in different applications and actual performance may vary over time. Rectron Inc does not assume any liability arising out of the application or use of any product or circuit.

Rectron products are not designed, intended or authorized for use in medical, life-saving implant or other applications intended for life-sustaining or other related applications where a failure or malfunction of component or circuitry may directly or indirectly cause injury or threaten a life without expressed written approval of Rectron Inc. Customers using or selling Rectron components for use in such applications do so at their own risk and shall agree to fully indemnify Rectron Inc and its subsidiaries harmless against all claims, damages and expenditures.

Looking for pricing, stock, or lifecycle information?

Click below to explore more details on WIN SOURCE:

- View FM307 on WIN SOURCE
- Rectron USA Information

Optimize Your Supply Chain with WIN SOURCE Solutions

- Global Sourcing Solution
- Obsolete Management
- Cost Control Management
- Shortage Management
- Alternative Solution
- Excess Inventory Management