THE DATASHEET OF

RO3112E

RFM

A BRAND OF AKOUSTIS

RoHS compliant

RO3112E

433.42 MHz SAW Resonator

- ***Designed for European 433.42 MHz Remote Control and Security Transmitters***
- ***Very Low Series Resistance***
- ***Quartz Stability***
- ***Complies with Directive 2002/95/EC (RoHS)***
- ***Tape and Reel Standard per ANSI/EIA-481***
- ***Moisture Sensitivity Level: 1***
- ***AEC-Q200 Qualified***

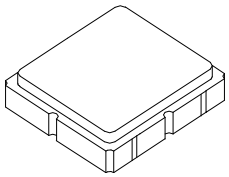

SM3030-6 Case
3.0 X 3.0

The RO3112E is a true one-port, surface-acoustic-wave (SAW) resonator in a surface-mount ceramic case. It provides reliable, fundamental-mode, quartz frequency stabilization of fixed-frequency transmitters operating at 433.42 MHz. This SAW is designed specifically for remote control and wireless security transmitters operating in Europe under ETSI I-ETS 300 220.

Absolute Maximum Ratings

Rating	Value	Units
Input Power Level	0	dBm
DC Voltage	12	VDC
Storage Temperature Range	-40 to +85	°C
Operating Temperature Range	-40 to +85	°C
Soldering Temperature (10 seconds / 5 cycles maximum)	260	°C

Electrical Characteristics

Characteristic		Sym	Notes	Minimum	Typical	Maximum	Units
Center Frequency, +25 °C	Absolute Frequency	f_C		433.345		433.495	MHz
	Tolerance from 433.42 MHz	Δf_C				±75	kHz
Insertion Loss		IL			1.2	2.5	dB
Quality Factor	Unloaded Q	Q_U			8400		
	50 Ω Loaded Q	Q_L			1000		
Temperature Stability	Turnover Temperature	T_O		10	25	35	°C
	Turnover Frequency	f_O			f_C		
	Frequency Temperature Coefficient	FTC			0.032		ppm/°C^2
Frequency Aging	Absolute Value during the First Year	$\|f_A\|$			≤10		ppm/yr
DC Insulation Resistance between Any Two Terminals				1.0			MΩ
RF Equivalent RLC Model	Motional Resistance	R_M			14.0		Ω
	Motional Inductance	L_M			43.4		µH
	Motional Capacitance	C_M			3.3		fF
	Shunt Static Capacitance	C_O			3.7		pF
Test Fixture Shunt Inductance		L_{TEST}			36.5		nH
Lid Symbolization (Y = Year, WW = Week, S = Shift)		684, YWWS					
Standard Reel Quantity	Reel Size 7 Inch			500 Pieces/Reel			
	Reel Size 13 Inch			3000 Pieces/Reel			

CAUTION: Electrostatic Sensitive Device. Observe precautions for handling.

NOTES:

1. The design, manufacturing process, and specifications of this device are subject to change.
2. US or International patents may apply.
3. RoHS compliant from the first date of manufacture.

© 2010-2014 by RFM Integrated Device, Inc.

Electrical Connections

The SAW resonator is bidirectional and may be installed with either orientation. The two terminals are interchangeable and unnumbered. The callout NC indicates no internal connection. The NC pads assist with mechanical positioning and stability. External grounding of the NC pads is recommended to help reduce parasitic capacitance in the circuit.

Pin	Connection
1	NC
2	Terminal
3	NC
4	NC
5	Terminal
6	NC

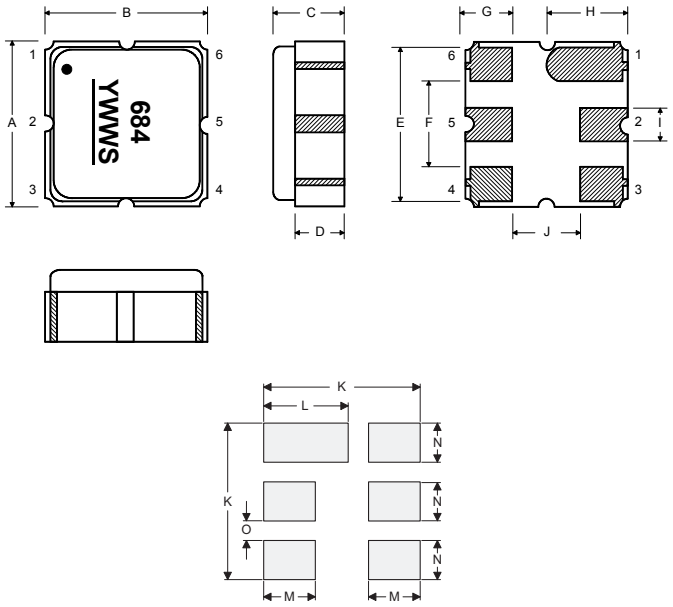

Case and Typical PCB Land Dimensions

Ref	mm			Inches		
	Min	Nom	Max	Min	Nom	Max
A	2.87	3.00	3.13	0.113	0.118	0.123
B	2.87	3.00	3.13	0.113	0.118	0.123
C	1.12	1.25	1.38	0.044	0.049	0.054
D	0.77	0.90	1.03	0.030	0.035	0.040
E	2.67	2.80	2.93	0.105	0.110	0.115
F	1.47	1.60	1.73	0.058	0.063	0.068
G	0.72	0.85	0.98	0.028	0.033	0.038
H	1.37	1.50	1.63	0.054	0.059	0.064
I	0.47	0.60	0.73	0.019	0.024	0.029
J	1.17	1.30	1.43	0.046	0.051	0.056
K		3.20			0.126	
L		1.70			0.067	
M		1.05			0.041	
N		0.81			0.032	
O		0.38			0.015	

Equivalent RLC Model

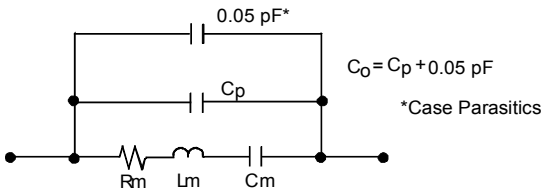

Temperature Characteristics

The curve shown accounts for resonator contribution only and does not include external LC component temperature effects.

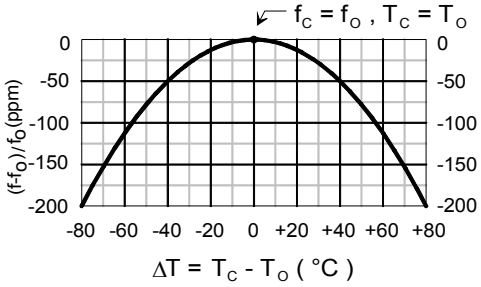

Characterization Test Circuit

Inductor L_{TEST} is tuned to resonate with the static capacitance, C_O, at F_C.

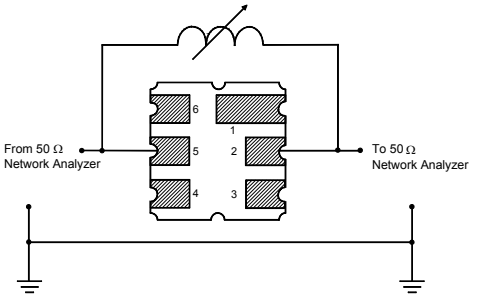

Power Dissipation Test

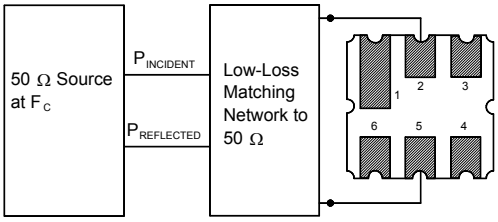

Example Application Circuits

Typical Low-Power Transmitter Application

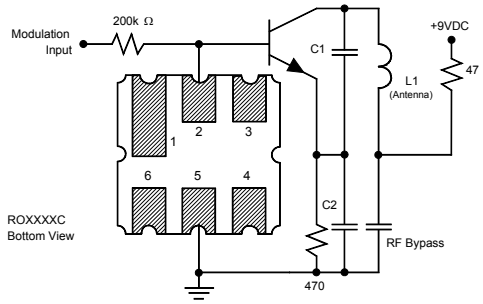

Typical Local Oscillator Application

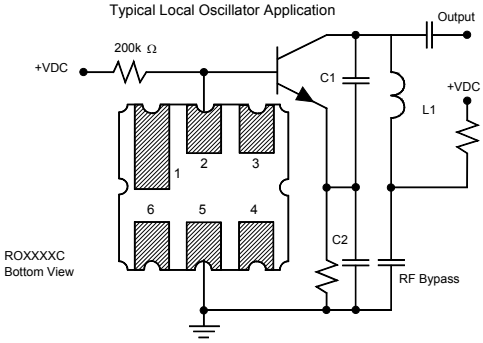

© 2010-2014 by RFM Integrated Device, Inc.

Recommended Reflow Profile

1. Preheating shall be fixed at 150~180ºC for 60~90 seconds.
2. Ascending time to preheating temperature 150ºC shall be 30 seconds min.
3. Heating shall be fixed at 220ºC for 50~80 seconds and at 260ºC +0/-5ºC peak (10 seconds).
4. Time: 5 times maximum.

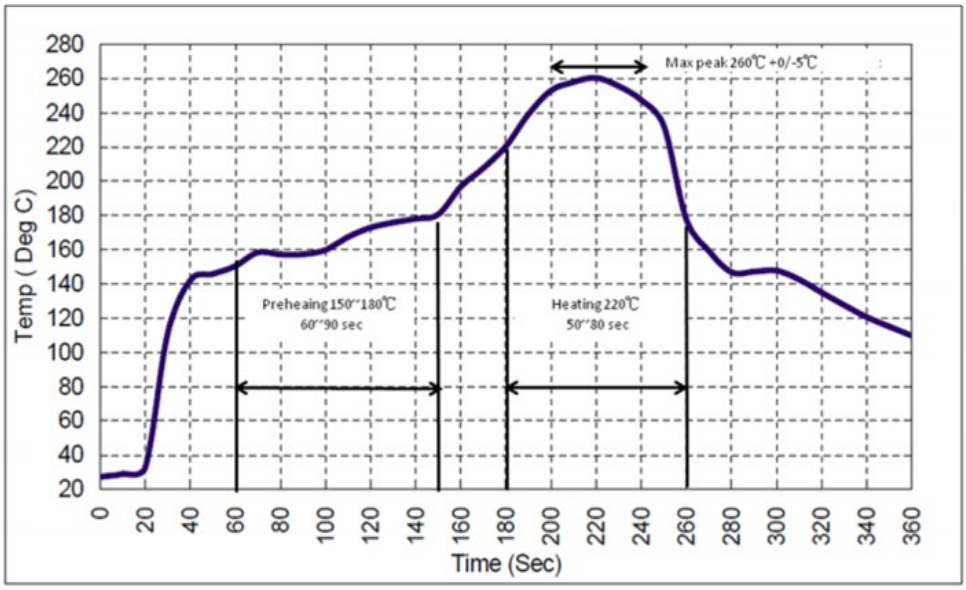

Looking for pricing, stock, or lifecycle information?

Click below to explore more details on WIN SOURCE:

- View RO3112E on WIN SOURCE
- RF Monolithics, Inc Information

Optimize Your Supply Chain with WIN SOURCE Solutions

- Global Sourcing Solution
- Obsolete Management
- Cost Control Management
- Shortage Management
- Alternative Solution
- Excess Inventory Management